



ACORN USER

BBC micro, Electron and Atom magazine

January 1984 £1

ELECTRON:
fast interface

VOICE:
splitting words

GRAPHICS:
use assembler

GAMES:
Acornsoft secrets

GAMES!



WIN a BBC micro
or ink-jet
printer

DESIGNED WITH PROGRESS IN MIND



An example of superior technology, total reliability and outstanding performance, combined to produce the LVL Disk Drive Family.

Truly professional units designed to work with the BBC
Microcomputer.

- Compatible with the BBC drive units. Disks are interchangeable with those formatted on the BBC Drives.
- Operates either from the BBC DOS the LVL Double Density DOS Kit or from the optional Z80 and CP/M.
- Supplied complete with all necessary connecting leads, utility disk and full operating manual.
- Available from all LVL Dealers.
- Powered from your BBC model B computer. No chance of data corruption from on-board power supply.



Scientific House, Bridge Street, Sandiacre, Nottingham
NG10 5BA Tel: 0602 394000

ONE-STOP SHOPPING

BBC MICROCOMPUTER

Model B	£399
Model B & Disc Interface	£469
Model B & Econet	£446
Model B & Econet & Disc Int	£516
Disc Interface Kit	£97
* Speech Synthesizer (official BBC)	£54
Teletext Receiver	£225
12 Operating System (incl fitting)	£11.50
Basic 11	£15

* New in stock Price incl fitting




**NOW AVAILABLE
THE ACORN ELECTRON
ONLY £199.00**

WORD PROCESSORS

View Word Processor	£59
Word Wise Word Processor	£45

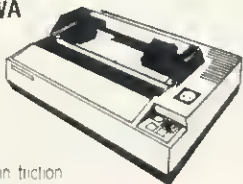
Logitech FT 5001



Friction and adjustable sprocket feeding, variety of printing models, (PICA & ELITE pitch) user font registry command, automatic paper insertion, 96 ASCC11 with descender, 8 international character sets, 48 semi graphics!

At the very low price of **£330**

SHINWA CP80



80 column friction and adjustable tractor feed, bidirectional logic seeking, HI-RES graphics and block graphics, sub and superscripts, condensed and emphasised print, and underlining, vertical and horizontal tabs, self test, italic print, etc

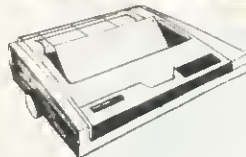
Shinwa CP80 F/T	£289
Parallel Printer Lead	£13
2000 Sheets Fanfold Paper	£15

UTILITY SOFTWARE



Screen Dump Rom **£17.25**
Analyse Disk **£15**
Compatible for MX80, FX80 etc.

DOT MATRIX PRINTERS




MANNESMANN MT80

High quality 80 column serial dot matrix printer. Dual density dot addressable graphics, quick tear facility as standard, optional sound reduction kit to give an impressive L55dBa acoustic noise rating. Ability to handle both tractor-feed fanfold and single paper.

Special price of **£295**


FREE CABLE AND PAPER WITH ALL PRINTERS

EPSON



Epson FX80 F/T	£415
Epson RX80 F/T	£315
Epson FX100 T/T	£499


DAISYWHEELS



JUKI 6100

20 CPS print speed, supports all wordstar features, emulates diablo protocols.

Juki 6100 Daisywheel with 2K Buffer **£395**



BROTHER HR15

Buffer . . . 3K byte, shadow printing, super/sub script, carriage skip movement, text reprinting, colour printing (red and black), auto under-scoring, proportional spacing, clear buffer—

Also available with keyboard.

Brother HR15	£431
Keyboard	£176

NEWS FLASH!
AGENCY APPROVED AND APPROVED
LEADERS SERVICE CENTRE

FREE CABLE AND PAPER WITH ALL PRINTERS

MONITORS

PHILIPS TP200 Green Monitor



Yes, you can't find a better green monitor for your dot matrix computers, business computers or TVs. It is the best equipment. The Philips quality of the TP200 means not only 80 x 4 lines of information but also image for high resolution graphics.


At the bargain price of £79	
BBC Official 12"	£95



TV Monitor just as many TV Monitors are, but a 14" TV Monitor which has been redesigned to perform both functions. It has RGB and Composite video and sound. An RGB cable for a BBC is supplied as standard.

With Remote Control	£269
Colour monitor	
Microtec 14" 1431	£247

KOMORI — MICROPROCESSOR CONTROLLED



Ideal for BBC Micro and any other computers with standard interface. 5 1/4" Single cartridge single chip microcomputer reduces TTL current by 70% extra low power requirement, direct drive (no belts) guide rail means completely quiet operation, unique speed mechanism fast ems track to track accuracy. Fully guaranteed. Cased with each.

Price at the **STAR BARGAIN PRICE** £169

Power supply	£40
Cables Single	£13.50
Cables	£13.50

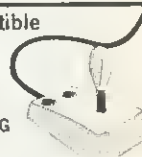
FLOPPY DISKS



Floppy Disks in packs of 10	
Single sided 40 Track	£20
Double sided 80 Track	£35

BBC Compatible

KLIK STIK JOYSTICK — SELF CENTRING



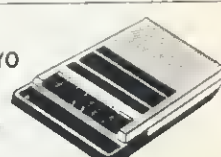
Two Fire Buttons

Single — £17.95

Dual — £34

STAR BUY

SANYO



SLIM 3A

The slim 3G Sanyo Cassette Recorder, only recently available in the market. ONLY **£28.95**
Official BBC Cassette Recorder **£29.95**
Cassette Recorder lead **£2.50**

TORCH DISK PACK

Torch Z80 Disk Pack
4MH3 Z80 Application Processor
Perfect Software

At New Low Price
£835.00 Inc. Installation

SLIM DISK DRIVES



TEAC 55A

S/S 40 TRACK	
100K S/D Single	£169
200K D/D Dual	£339

TEAC 55E

S/S 80 TRACK	
200K Single	£220
400K Dual	£440

TEAC 55F

D/S 80 TRACK	
400K S/D Single	£269
800K D/D Dual	£539

MITSUBISHI

400K D/S DD Single	£269
Dual	£539

FORMATTING DISK & MANUAL £10

*ALL DRIVES CASED WITH FREE CABLES

HOW TO ORDER

You may purchase any of the items listed by cheque, Barclaycard or Access. All you have to do is fill in the details in the coupon below and list your requirements on a separate sheet of paper. Post to us and we will despatch within 7 to 14 days. All prices inclusive of 15% VAT.
Add £2.50 P&P for orders below £150, over, add £8 P&P

TELEPHONE ORDERS (01) 574 5271

Credit card holders may order by telephone. Give Card No., Name, Address and item required.

Post to:
TWILLSTAR COMPUTERS LTD.
17 REGINA ROAD, SOUTHALL, MIDDLESEX.

I have enclosed my list of requirements along with my cheque/P.O. for £ _____

I prefer to pay with my ACCESS/BARCLAYCARD (Delete whichever not applicable)

CARD NO. _____
SIGNATURE _____
NAME _____
ADDRESS _____



TEL: (Day) _____

TEL: (Eve) _____

CREDIT CARDS VALID IF SIGNED BY CARD HOLDER. ADDRESS ABOVE MUST BE THE SAME AS CARD HOLDER.

***STAR BARGAIN!**



BBC Model B plus Disc/Interface fitted view, V.D.U. Green Monitor, Juki Daisywheel Printer, 200K Dual Disc Drives and manual and formatting disc. ONLY £1.360 (incl. all cables)



Twillstar Computers Limited

17 REGINA ROAD · SOUTHALL · MIDDLESEX · TEL: (01) 574 5271

(OPEN SIX DAYS A WEEK — 10 a.m. to 8 p.m.)

7

The News

Queen gives BBC micros to India, Liberals set up computer groups, 52k Beeb, £20 caption competition, Winchester network

13

Software Top 20

A new feature where we try to put the market into perspective

15

WIN a BBC micro

... or an ink-jet printer in our three-section competition

20

Techniques

Stan Froco continues his look at graphs and how they can be used in computing

29

Joe's Jottings

Stacks and queues in real life, Basic and languages: Joe Telford explains what they are

37

Hints and Tips

Teletext is the flavour of the month here, as Martin Phillips takes the lid off mode 7

43


Processing speech

There's a lot more to Acorn's voice chip than meets the ear. Ian Rowlings plumbs its hidden depths

53

Games writing

Snapper author Jonathan Griffiths sets down his ideas on structure, and gives away some Acornsoft secrets



Front cover illustration by David John Rowe

61

Electron interfacing

Paul Beverley downloads data at high speed

67

Beeb Forum

Operating system commands are a bone of contention this month. Ian Birnbaum directs

71

Life

Graphics routines written by Malcolm Banthorpe

79

Defencecom listing

Simon Williams explains how he wrote a BBC version of **Missile Command** in Basic

91

The Train Game

If you're fed up with invaders, Peter Balch's game is a refreshing change

103

Machine code graphics

Speeding up screen manipulation is the aim of Nick Wilkinson

116

Forum Extra

Ian Birnbaum explains where to put machine code

119

Schools

Caesar's assassination was the inspiration for a project by Charles Bake's pupils on handling data

123

OU micro pack

Robin Ward casts her critical eye over this course for teachers

125

Daisywheel printer

Juki gives small businesses and home users the chance to produce quality letters, says George Hill

133

Atom Forum

Barry Pickles answers questions and provides a single key input routine

137

Atom Adventure

It's Christmas but all is not well with Santa in this amusing, and crafty, diversion

141

Reviews

- Three Atom products
- Salamander utilities
- Escape from Orion
- BBCSoft Toolbox
- Transistor's revenge
- Mr T's Money Box

How to submit articles:

You are welcome to send articles to the Editor of *Acorn User* for publication. *Acorn User* cannot undertake to return them unless a stamped addressed envelope is enclosed. Articles should be typed or computer written with double line spacing. Black and white photographs or transparencies are also appreciated. If submitting programs a cassette or disc is vital. Payment is £50 per page or pro rata. Please indicate if you have submitted your article elsewhere. Send articles, reviews and information to: The Editor, *Acorn User*, 53 Bedford Square, London WC1B 3DZ. Tel: 01-631 1636.

Annual subscription rates:

UK	£15
Europe	£18
Middle East	£20
The Americas and Africa	£22
Rest of the World	£24
These prices are inclusive of post and packing (air mail overseas) for 12 issues.	

147

Word processor

Beeline is a cassette-based program which gives a good introduction to the subject, says Chris Drage

151

School programs

Five Ways and Bourne packages are looked at

153

Reviews

- Gemini's Caterpillar
- Owzat? from Virgin
- Missile Control
- Chemical Analysis
- BBC/NEC Beyond Basic
- Firehawks by Postern
- Electronic Monopoly

159

Chess trial

BBCSoft and Acornsoft programs are put through their paces by John Vaux

163

Dealers list

166

Readers' letters

Six pages of comment, opinion, facts and advice on everything from XREF to impossible problems

176

Reader services

178

User groups

179

Readers' free ads

183

£10 small adverts

Coming soon in *Acorn User*:

Adventures:

Our second special issue puts some of the biggest names in BBC adventures at your fingertips. How they write them, plan them, squeeze them in, and some handy routines. Who are the authors? Think of the biggest names and find out if you're right in the next issue

Languages

Forth, Lisp, BCPL, Pascal . . . what are they all about? Why should you use one rather than the other? Which one to choose for a specific task? These questions and many more will be answered in a new series

Electron

More uses for Paul Beverley's 6522 interface, and general tips on using the machine

Reviews

3in discs, Prestel adapters, RAM extension cards, second processors – they're all under way

Authors please note

We've been inundated with articles for publication – many of an extremely high standard. It takes time to read them, try listings out and edit them – which is the only way to maintain standards. Also remember that magazines work at least two months in advance.

So please bear with us if you hear nothing for weeks (although all submissions are acknowledged).

Thanks for your patience and apologies for any frustration caused.



Actual screen shot of *Swordmaster*



£7.95 each

TWO games are now available from *Acorn User*. They are *Sword Master* (BBC B and Electron) and *Trek* (BBC B and Electron). Both make extensive use of the excellent graphics, speed and sound of the machines. Turn to page 10 for details.

All rights reserved. No part of this publication may be reproduced without prior written permission of the publisher. The publisher cannot accept any responsibility for claims or errors in articles, programs or advertisements published. The opinions expressed on the pages of this magazine are those of the authors and do not necessarily represent those of the publisher, Acorn Computers Ltd, or Acornsoft Ltd. Acorn, Acornsoft, and the Acorn symbol are the registered trademarks of Acorn Computers Ltd and Acornsoft Ltd

Editor Tony Quinn. **Editorial Assistant** Kitty Milne. **Art Editor** Phil Kanssen. **Production** Peter Ansell, Tina Teare. **Promotion Manager** Pat Bitton. **Publisher** Stanley Malcolm. **Typesetting & Artwork** Camden Typesetters, Camden Road, NW1. **Printed in Great Britain** by E. T. Heron & Co Ltd. **Advertising Agents** Computer Marketplace Ltd, 20 Orange Street, London WC2H 7ED. Tel: 01-930 1612. **Distributors to the News Trade** Magnum Distribution Ltd, 72-8 Fleet Street, London EC4Y 1HY. Tel: 01-583 0961. Telex: 893340 Magnum G. **Subscriptions** BKT Subscription Services, Douglas Road, Tonbridge, Kent TN9 2TS. Tel: (0732) 351216. **Publishers** Addison-Wesley Publishers Ltd, 53 Bedford Square, London WC1B 3DZ. Tel: 01-631 1636. Telex: 8811948. ISSN: 201-17002 7 © Addison-Wesley Publishers Ltd 1983

The best thing next



The BBC Model B microcomputer is widely recognised as an impressive first computer for the home or the school, but its capabilities are restricted by its lack of data storage and the limitations of Basic for serious programming. For the user who needs more from this computer the Torch Z80 Disc Pack is a gateway to the world of advanced computing.

Model B's fitted with disc interface can be upgraded to full business machines by the Torch Z80 Disc Pack thereby offering the use of more powerful and flexible languages such as Fortran, Pascal, BCPL and Cobol, while twin 400K disc drives provide a massive storehouse for information and rapid data transfer from disc to processor.

The Disc Pack includes a second processor – the proven and reliable Z80 which powers Torch's highly acclaimed C-series business computer. The Z80 co-operates with the Model B's own 6502 chip, delegating screen and peripheral handling to provide faster access speeds than any other comparable disc drive system.

In addition to accepting the BBC's extensive range of software, the Z80 Disc Pack supplies Torch's own CP/M[®]-compatible Network operating system, based in Read Only Memory (ROM). This advanced design means that almost all of the 64K of Random Access Memory (RAM) provided on the Z80 board is available for CP/M programming use – an advantage that no other BBC micro upgrade can offer.

If your BBC micro has the Econet[®] option, there is a further benefit the Z80 Disc Pack can provide. Torchnet can link together up to 254 upgraded Model B's on a local area network, so for enthusiasts' clubs and schools it is a simple and low-cost way to set up a local area network.

At only £730* including installation at your dealer, the Torch Z80 Disc Pack offers real value for money. It is supplied with an impressive package of software including the PERFECT[™] range of business software comprising Perfect Writer (word processing) Perfect Filer (database management) and Perfect Calc (advanced, powerful spreadsheet). Add to that COMANEX[™] the interactive management game, approved and used by leading Management Consultants – and you have a software package valued at over £1,000.

The Torch Z80 Disc Pack is a proven and cost-effective way of increasing the computing power of your BBC Model B micro, so if you are ready to take a step into the world of serious computing, contact your local dealer, listed on the facing page.

to a BBC micro.



Z80 DISC PACK

Torch Z80 Disc Pack. Technical Specification.
 4MHz Z80 Application processor · 64K RAM · 16K ROM · Torch MCP (8K CP/M compatible operating system with Networking in firmware) · Disc interface lead · 2MHz BUS lead for Tube socket · Low voltage PSU output · Perfect Software comprising: 1. Perfect Writer - word processing · 2. Perfect File - database management · 3. Perfect Calc - financial spreadsheet · 4. Perfect Speller - spelling checker · Comanex[®] - interactive management game · Torch CPN CP/M compatible O/S disc utilities (Pokedisc, Mapdisc) music system (Muscmpx, Music) · Miscellaneous utilities (Font, RdAcorn, Torchbug etc)

Torch Computers Limited, Abberley House
 Great Sheffield, Cambridge CB2 5LQ
 Telephone: (0223) 841000 Telex 818841 TORCH G.

*RRP £730 ex VAT.

CP/M is a registered trademark of Digital Research Inc. Eromel is a registered trademark of Acorn Computers Ltd. Perfect Software is a registered trademark of Perfect Software Inc. Comanex is a registered trademark of Sapphire Systems. Text, graphics and keyboard provided by BBC Model B.

TORCH

COMPUTERS



Lighting the way ahead.

Where to find your Torch dealer

- AVON**
AVON COMPUTER RENAISSANCE
 81 Aspley Close Thornbury Bristol
 Tel: 0454 416460
CC EUROPE LTD
 10 Somerset Avenue Yale, Bristol
 Tel: 0454 370895
JADE COMPUTERS
 Caumbard Road Slack
 Tel: 0761 36597
BEDEFORDSHIRE
BROADWAY ELECTRONICS
 1 The Broadway Badford
 Tel: 0234 216339
DATASIN
 59 North Street, Leighton Buzzard
 Tel: 0525 374700
BERKSHIRE
GD&M LTD
 77 Daalnas, Brecknell
 Tel: 0344 307020
MICROSTRIKE
 Newbury Computer Centre
 47 Cheap Street, Newbury
 Tel: 0635 41829
 P. J. Woods Systems
 14 Wooded, Crowhaine
 Tel: 0344 77235
SLOUGH ROAD CONTROL
 The Bishops Centre, Bath Road
 Ipslow
 Tel: 06286 66828
WINDSOR COMPUTER CENTRE
 11 Thomas Road, Windsor
 Tel: 03435 58071
BUCKINGHAMSHIRE
COMPUTER SYSTEMS ANALYSIS LTD
 Europa House, Marsham Way
 Gerard Cross
 Tel: 0753 805389
CHUSTRON ELECTRONICS
 The Bishops Centre, Bath Road
 Ipslow
 Tel: 02407 71234
TYPOS SYSTEMS LTD
 Office 11, Sparrow Centre, Coln Aitona
 73/84, Old Bath Road, Coln Break
 Tel: 02812 3753
CAMBRIDGESHIRE
ARDEN DATA PROCESSING LTD
 166 Park Road, Peterborough
 Tel: 0733 47767
CAMBRIDGE COMPUTER CONSULTANTS
 1247/26 Rosa Street, Cambridge
 Tel: 0223 20677
CAMBRIDGE COMPUTER STORE LTD
 Emmanuel Street, Cambridge
 Tel: 0223 350291/35334
CONTROL UNIVERSAL
 Unit 2, Andersons Centre, Newmarket Road
 Cambridge
 Tel: 0223 356757
HAIKER DISTRIBUTION LTD
 Cambridge Way, Botolph Claydon
 Tel: 0654 89931
HAIKAL COMPUTERS
 93 East Road, Cambridge
 Tel: 0223 356757
HEXER DISTRIBUTION LTD
 Cambridge Way, Botolph Claydon
 Tel: 0654 89931
HAIKAL COMPUTERS
 93 East Road, Cambridge
 Tel: 0223 356757
CHESHIRE
FAIRBURN'S INSTRUMENTS LTD
 Dean Court, Woodland Road, Wilmston
 Tel: 0625 525694
MARPLE ELECTRONIC CENTRE
 307/32 Market Street, Marple, Stockport
 Tel: 061 485 9833
AND-SHARES COMPUTER
(SERVICES) LTD
 78 Nettlewich Road, Crew
 Tel: 0270 210865/721054
NATIONAL MICRO CENTRES LTD
 Northgate House, Netherby Cresc
 Hazel Grove, Stockport
 Tel: 061 456 8500/9548
CLEVELAND
AUTOCAL COMPUTERS LTD
 17 Middleborough Road, Sarnthbank
 Middlesbrough
 Tel: 0642 466918
CUSTOMISED ELECTRONICS
 155 Merion Road, Middlesbrough
 Tel: 0642 247727
CORNWALL
MICROTEST LTD
 16 Newnham Way, Badminton
 Tel: 0208 3171
DERBYSHIRE
IBC SYSTEMS LTD
 10 Ware Centre, 1 Leodan Road, Derby
 Tel: 0332 365260
DEVON
A & O COMPUTERS
 "Camptenland", 6 City Arcade
 Fara Street, Exeter
 Tel: 0392 7717
COMPUTER SERVICES (SW) PIC
 Mithray Road, Plymouth
 Tel: 0752 68864
DEVON COMPUTERS LTD
 The White House, 39 Tolboes Road
 Paignton
 Tel: 0803 526383
DORSET
HUGH SYMONS
COMPUTER SERVICES LTD
 Lansdowne, 5 Holdenhurst Road
 Bournemouth
 Tel: 0202 20155
CO. DURHAM
DARLINGTON COMPUTER SHOP
 75 Banholme, Darlington
 Tel: 0225 487478
- ESSEX**
AKHTI INSTRUMENTS LTD
 Unit 19, Aulghda 1 State, Seeth Road
 Templefields, Harlow
 Tel: 0275 412639
CAPRICORN COMPUTER CENTRE
 32 North Hill, Colchester
 Tel: 0206 68471
CI ACTION COMPUTER CENTRE
 29-31 Pier Avenue, Clacton on Sea
 Tel: 0256 422 644
EASTERN DATA PROCESSING LTD
 Windlands, Halfnet Pavement, Chelmsford
 Tel: 0245 380099
ESSEX COMPUTER CENTRE LTD
 150 Molesham Street, Chelmsford
 Tel: 0245 368707
HESLET TIME BUSINESS SYSTEMS
 7 Cambridge House, Cambridge Road
 Barking
 Tel: 01 591 6910
MICROCOR LTD
 5 Brimford Road, Chalmersford
 Tel: 0245 64230
BUCKINGHAMSHIRE
COMPUTER SHAK
 14 Pirbright Street, Cheltenham
 Tel: 0242 363435
111 MATICS W/ST
 31 Oyer Street, Channaster
 Tel: 0295 68349
HAMPSHIRE
ADACS
 41 London Road, Andover
 Tel: 0264 52187
AMECO (HYDROSPACE) LTD
 2 North Way, Waterloft Industrial Estate
 Andover
 Tel: 0264 58744/51699
ELC ELECTRONICS
 34/38 West Street, Fareham
 Tel: 0329 230 870
FERRANT AND CRAIG
 5 New Market Sq, Basingstoke
 Tel: 0256 52210
JORDAN VANE SYSTEMS LTD
 5A Charles Street, Petersfield
 Tel: 0730 67221
NU DATA COMPUTER SYSTEMS
 Unit 1, Mitchell Close, Eareham
 Tel: 04855 93010
RAM J ELECTRONICS LTD
 Hinton House, Station Road, New Milton
 Tel: 0425 61610
HERTS
COMPUTER PLUS
 Tel: 0256 52210
JORDAN VANE SYSTEMS LTD
 5A Charles Street, Petersfield
 Tel: 0730 67221
THE COMPUTER CENTRE
(HUMBERSIDE)
 26 Aelfray Road, Hull
 Tel: 0482 26297
HO DRESSER COMPUTER SERVICES
 17 Westgate, Patrington, N. Hull
 Tel: 0964 30225
VIXON COMPUTER SYSTEMS LTD
 49 Grimsby Road, Cleethorpe
 Tel: 0935 52837
ISLE DE MAN
ICA SERVICES LTD
 11 Mnnn Hovalock Douglas
 Tel: 0624 26548
LYPES (Y) LTD
 14 Newland, Chatham
 Tel: 0624 24650
ISLE OF WIGHT
VICTUS COMPUTER SERVICES
 40 Canisrooke Road, Newport
 Tel: 01 683 928345
KENT
THE COMPUTER USERS CLUB
 69 Hedrow Road, Whitleg
 Tel: 01 391 2555
KENT MICRO LTD
 57 Union Street, Maidstone
 Tel: 0622 32784
KENT MICRO SYSTEMS
 Canquest House, 17 Palaca Street
 Canterbury
 Tel: 0227 50200/50366
MIDWAY COMPUTERS LTD
 14 New Road, Chatham
 Tel: 0634 828680
MICROSOURCE LTD
 1 Yoles House, 9 New Road
 Rochester
 Tel: 0634 84931
MOQATA LTD
 30 St. Johns Road
 Tunbridge Wells
 Tel: 0892 41535
PAIHLINE LTD
 19 Kemp Street, West Malling, Maidstone
 Tel: 0732 848477
PRESTONDE ASSOCIATES LTD
 186 Cretneybury Road, Margate
 Tel: 0843 32816
LANCASHIRE
THE BYTE SHOP (MANCHESTER) LTD
 11/12 Gateway House, Piccadilly Station
 Approach, Manchester
 Tel: 061 235 4737
DOUBLEDAY LTD
 Unit 2, Farbridge Way, Gateforth Industrial
 Estate, Great Sankey, Warrington
 Tel: 0925 573212
IND (BUSINESS SYSTEMS) LTD
 39-43 Standish Street, Birtley
 Tel: 0282 54299
- MERIT COMPUTERS**
 Unit 4, Caroline Street, Wigge
 Tel: 0542 495821
NORFOLK COMPUTERS
 Chichester Road, Eridonham, Warrington
 Tel: 0529 35310
NSC COMPUTER SHOPS
 24 Hanging Ditch, Manchester
 Tel: 061837 2269
WILTSHIRE
PERCY DOD & SON
 63 Blaby Road, Wigston
 Tel: 0535 785033
R. H. MURCOTT LTD
 Great Central Rd., Langthorpe
 Tel: 0509 214444
WILTSHIRE
COMPUTER GROUP
 3 Carmarket, Lough
 Tel: 0507 604271
ELI & COMPANY
 63 Wide Balgote, Basing
 Tel: 0296 54321
OAKIAF COMPUTERS LTD
 121 Dudley Road, Gratham
 Tel: 0476 76994
LONDON AND GREATER LONDON
AUDITRONIC SYSTEMS LTD
 76 Brookings Way, SW1
 Tel: 01-222 2615
RAINBRIDGE COMPUTERS LTD
 78 Green Street, E7
 Tel: 01-4713350
BRANSTON COMPUTER SOLUTIONS
 103A Savers Street, Road, N7
 Tel: 01-272 6197/263 6976
CAVENISH GRAPHICS
 43 New Cavendish Street, W1
 Tel: 01-462 2173
CHRISTOPHER
 48 Junction Road, Archway, N19
 Tel: 01-263 9463
COMPUTALINE
 14, 16 Oxford Circus Avenue
 231 Oxford Street, W1
 Tel: 01-464 4007
COMPSHOP LTD
 14 Station Road, New Barnet
 Tel: 01-4412922
HARRISON ASSOCIATES LTD
 Unit 307, 16 Blume Street, E1
 Tel: 01-377 1630
IC LTD
 76 Caeon Street, EC4
 Tel: 01-248 8895
W/1 RAM COMPUTER SYSTEMS LTD
 40 Balham High Road, SW12
 Tel: 01-676 3325
110A HOUSE (R) LTD
 227 Testham Court Road, W1
 Tel: 01-580 7383
DEF DEF CORP
 2000 Park Lane, 59 Batterssea Rise, SW11
 Tel: 01-272 7370
PERMEK LTD
 1 Lodge House, Lodge Road, NW4
 Tel: 01-263 4243
REW VIDEO PRODUCTS LIMITED
 Tel: 01-624 6567
ISLE OF MAN
ICA SERVICES LTD
 Suite 104/105, 16 Baldwins Gardens, EC1
 Tel: 01-242 2803
STI GER COMPUTERS LTD
 Slanger House, North Circular Rd
 Stonebridge Park, NW10
 Tel: 01-661 6000
TECHNOMATIC LTD
 17 Berrylee Road, NW10
 Tel: 01-452 1500/450 8597
TRIGON OFFICE SERVICES LTD
 57 Victoria Road, NW10
 Tel: 01-637 036677
MERSETSHIRE
DATA EXCHANGE
 Exchange House, 164 New Chester Rd
 Birkenhead
 Tel: 05167 9185
P J SSIY INFORMATION
SYSTEMS LTD
 Unit 9, Penrhyn Works, Hawthorne Rd
 Biele, Liverpool
 Tel: 051933 3100
MIDDLESEX
DATA SOLIVE LTD
 95 Stames Road, West
 Sheehon on Thames
 Tel: 09327 85866
MIDLANDS (WEST)
COMPUTACCORD
 21 Spring Hill, Ladywood, Birmingham
 Tel: 021 236 3455
- PACEMAKER COMPUTING LTD**
 5th Floor, Scala House, Smallbrook
 Birmingham
 Tel: 021 643 0544
P. S. B.
 18 Bennett Road, Washwood Heath
 Birmingham
 Tel: 021 328 7124
STARMER COMPUTERS LTD
 Richmond House, 69 School Street
 Wolverhampton
 Tel: 0922 73373
WATERS COMPUTER SYSTEMS
 17 Hagley Road, Stourbridge
 Tel: 09843 70811
NOBLEK
PARADOX DEVICE EQUIPMENT
 Herack Street, Norwich
 Tel: 0603 696661
SYNERGY LTD
 1 Block, Uewersilly Village, University
 East Anglia, Norwich
 Tel: 0693 903016
NORTHAMPTONSHIRE
COMPUTERWORLD
 19 Abington Square, Northampton
 Tel: 0604 31651
DATABASE COMPUTERS
 176 High Street, Luton/Bergham
 Tel: 0523 650133
DATA/EAF LTD
 63 Bradshaw Way, Hchester
 Tel: 05334 50382
NORTHAMPTONSHIRE
COMPUTERWORLD
 20-22 High Street, Reddinglee
 HN 6, FISHER (HUI)HWATE LTD
 264 Hnwharade Road, Setton in Ashfield
 Tel: 0523 555437
EASLINK VIDEALIA
 236 Oerby Road, Stapleford
 Tel: 0502 354000
OXFORDSHIRE
ROGON LTD
 The Coach House, Kelaberton Road, Fint
 Tel: 0235 24206
DYFED
HIGHLANDS COMPUTER SYSTEMS
 2 Cowell Street, 1 Isaell
 Tel: 05342 70517
GLAMORGAN
BUCON LTD
 18 Marcell Street, Swansea
 Tel: 0792 467980
CARDIFF MICROCOMPUTERS
 46 Charles Street, Cardiff
 Tel: 0222 327079
GNDANON LTD
 10 Mueler Street, Cardiff
 Tel: 0792 485484
PENNY COMPUTER SYSTEMS LTD
 1100, 1102, 1104, 1106, 1108, 1110, 1112
 Tel: 04465 4536
S. R. COMPUTERS LTD
 51 Whitechurch Road, Cardiff
 Tel: 0222 21241
BWENT
COMPUTER SERVICES LTD
 103 Chaplow Road, Newport
 Tel: 0633 215008
PRINIRON LTD
 141 Horse, Raglan
 Tel: 079 690214
SEALAND
FIFE
COMPUTER SERVICES (SCOTLAND)
 80/90 West 1st Avenue
 Whitehill Industrial Estate
 Edinburgh
 Tel: 031 557 4546
STAINLYDE
COMMSCOTT LTD
 30 Gardon Street, Glasgow
 Tel: 041276 4878
ORRE COMPUTER SERVICES LTD
 12 High Street, Oban, Argyll
 Tel: 0631 65635
VICTOR MORRIS (AU) LIMITED
 340 Argyle Street, Glasgow
 Tel: 041 221 8058
WEST COAST PERSONAL COMPUTERS LTD
 20 Wellington Square, Ayr
 Tel: 0292 285287
NORTHERN IRELAND
CEAR MICROCOMPUTER SERVICES LTD
 17 Meyrick Street, Belfast
 Tel: 0232 24407/24354
EVERHAM COMPUTER SERVICES
 80 Charlotte Street, Belfast
 Tel: 02656 62856
NEWBURN ELECTRONICS
 58 Marston Road, Ballycroy, County Antrim
 Tel: 09870 78330
SOUTHERN IRELAND
ENOC DATA SYSTEMS
 8 Dawson Street, Dublin 2
 Tel: 780226/780974

More than fun and games!

FIRST STEPS with the Mr. Men

by Primer Educational Software

The ever-popular Mr. Men help prepare young children for reading with four simple and absorbing games designed to exercise essential skills as well as entertain.

An easy-to-use, colour-coded key guide is included with an illustrated introductory book, featuring the Mr. Men. For ages 4 to 8 years. Available now on cassette for the BBC B and Electron (also on the Spectrum 48K). **£8.95**



QUICK THINKING!

by Widget Software

Two mind-stretching, space-age games to test mental arithmetic and nimble fingers. In **Sum Vaders** alien robots invade the earth. Only quick thinking and fast reactions can prevent them. Several levels of difficulty and a two-player game with a handicap option make Sum Vaders equally testing for all family members, from 8 years to adult.

Robot Tables challenges the young player to make a series of perfect robots.

Knowing your multiplication tables is the key to controlling the robot-making machine. With a learning mode and a testing mode, Robot Tables is a fun way for early learners, and more advanced children, to master an important and often neglected skill.

Available now on cassette for the BBC B and Electron (also on the Spectrum 48K and Commodore 64). **£6.95**

CAESAR THE CAT

by Andromeda Software

Meet Caesar, a cheeky young cat on duty in a well-stocked larder. He's kept busy chasing a gang of hungry mice eating the family's food. Playing against the clock, you guide Caesar along crowded shelves to pounce on the mice.

A fast, colourful, all-action, arcade-style game with catchy music and a best-score record. Challenging for high-scoring arcade addicts as well as great fun to play for the novice. Sorry, only available on cassette for the Commodore 64! **£8.95**

Prices include VAT and post and packaging. MIRRORSOFT programs are available from selected branches of W.H. Smith and Boots, and other leading software stockists. Trade enquiries welcome: phone 01-822 3580.

MIRRORSOFT

SOFTWARE FOR ALL THE FAMILY

To MIRRORSOFT, PO Box 50, Bromley, Kent BR2 9TT

Please send me the following (enter number required of each item in the space provided):

	Price	Spectrum 48K (01)	BBC B (03)	Electron (04)	CBM 64 (05)
First Steps with the Mr. Men (MM01)	£8.95				
Quick Thinking (QT01)	£6.95				
Caesar the Cat (CC01)	£8.95				

I enclose a cheque/PO for £..... made payable to "Readers' Account: Mirror Group Newspapers Ltd".

Or please debit my ACCESS/BARCLAYCARD for the sum of £... card no.

AU1

Signature.....

Name.....

Address.....

.....Postcode.....

Offer applies to Great Britain and Eire only. Please allow up to 28 days for delivery in the UK. MIRRORSOFT is a registered trade mark of Mirror Group Newspapers Ltd., Co. Reg. No: 166660. Reg. Office: Holborn Circus, London EC1

Winchester networks

PACE, who do the Amcom DFS, have announced a Winchester-based network aimed at schools. E Net is the name and up to 250 BBC micros can be linked.

At just under £2000 for a basic system, it isn't cheap, but then the Winchester hard disc holds 10Mbyte of memory and can be upgraded to 140Mbytes.

Each station on the network can be given a priority level, and allocated a certain amount of memory. The overseeing teacher has complete control of all users and can assign a password and station number to each user. These must be typed in before that station can be used.

The teacher can view any screen on the network at any time and send messages to all or selected stations. This means advice or instructions can be passed to a pupil who is having problems.

Printers can be shared by the machines on the system, or attached to each.

The micro which is reserved for the role of 'file server' can be used as printing takes place, because a buffer in the Winchester takes care of the data.

Pace are at 92 New Cross St, Bradford BD5 8BS.

Cool memory

NO LESS than three memory extension boards are produced by Ramamp Computers.

All three are designed to fit under the BBC micro's keyboard, rather than over the RAM area, to reduce the possibility of overheating.

They also avoid the need to bend any of the power supply pins in the RAM area, says Ramamp.

The ROM extension board provides six extra chip slots; the RAM board adds up to 16k, while the ROM/RAM extension gives four ROM slots plus an extra 16k of RAM.

Details are available from Ramamp at 25 Avon Drive, Whetstone, Leicester. The company also produces a two-watt sound amplifier.

Queen takes Beebs

Six Econets are official gift to Indian President

BUCKINGHAM Palace had Acorn chiefs in a right royal flap shortly before the Queen set off for the Commonwealth Conference in India... when Her Majesty decided the BBC micro would be her official gift to the Indian people.

But it was without doubt the highest compliment the Beeb has ever received and the company pulled out all the stops - plus a number of 6502 second processors.

Half a dozen six-station Econet systems were presented by the Queen to the Indian President Mr Zail Singh shortly before the conference began.

The machines are to be used in education, where the Indian government sees a great potential for Beebs. In fact 200 more machines have been ordered, and the £700,000 deal could lead to Beebs being assembled in India.

Acorn only knew about the gift three weeks before they were handed over.

Each of the systems arrived in India complete with a 6502 second processor - though this meant whipping three of the rarities from exhibition stock due to be shipped to America for the Comdex show.

According to Tom Hohenberg, the company's marketing manager, the idea to give BBC computers as a present was the Queen's own.

So is there a Beeb user group at the Palace? Does Di play *Snapper*? Does William like *Killer Gorilla*? A discreet silence from Cambridge.

But the company makes no secret of its pleasure at the decision.

'We are absolutely delighted that the Queen should consider that our product will make a significant contribution to Indian education,' says Tom Hohenberg.

One obvious problem of course is how the machines will be serviced and maintained.

They were taken to India and set up by Lawrence Hardwick, one of Acorn's customer service experts.

But what happens when... well, any long-term Beeb user can think of things that can go wrong and need a bit of adjustment.

What will happen to the Indian machines? Good question, says Hohenberg, but unfortunately there is not yet a clear answer.

However, the market potential of the sub-continent is well recognised by the company, which is busy wooing several foreign governments to introduce BBC micros into their education systems.

Arrangements for supplying the gifts were personally supervised by Acorn's managing director, Chris Curry.

So could this be described as an Indian Curry? Only at your peril, warns Hohenberg.



£20 on Digger and Roz

OUR two high-flyers this month are Roz Evitts and Sean de Bray of the Visions software factory. And what we want you to do is to put a humorous caption to their picture (£20-worth of software to the winner, entries by Feb 5).

Visions has just added the zanily-named *Pengi* and *Digger* to its *Snooker* and *Dare Devil Dennis* BBC games (there's also an *Electron Snooker*). All the games cost £7.95, apart from the *Snookers* which are £1 more. Two new releases, *Sound Studio* and *Paint Box* are planned for the New Year at £14.95 each.

Taking the drudge out of drugs

DISPENSARY is a software pack for pharmacists which runs on the Torch and BBC micros.

It comes on disc at £70 or in EPROM at £75 and is capable of stock control, age analysis and labelling.

The main menu has nine options: print labels; update drug file; view a drug; update direction file; update

suffix file; update warning file; print sales report; sort drug file; and finish.

A minimum system with a 100k disc drive can handle 1000 drugs at a time, although the addition of further drives will increase this capacity considerably.

Each drug has its own file holding the following information: name;

code; suffix code; warning code; PIP code; quantity used to date; supplier's code.

Dispensary is designed to be used with a dot matrix printer to produce the drug labels and reports.

A R Computers, who have released the package, are at Market Lane, Ipswich IP1 1BN.

Project to help disabled students

A NEW college course on assessing the needs of physically disabled students in further education has been set up - equipped with Beebs.

The two-year project at Hereward College, Coventry, will look at developments in information technology. The college is buying equipment for an assessment programme which will be used with external students from next year.

Each of the 15 students in 1984's intake will be equipped with a BBC model B, disc drive, monitor and printer.

Hereward will work with a team from Warwick University involving both the psychology and the industrial and business studies departments. Warwick research funds will be used to help produce an integrated system providing word-processing, calculation and graphics on BBC micros.

The project is backed by the Department of Trade and Industry and requires analyst/programmers to join the team. Anyone interested should contact Geoff Stevens, Industrial and Business Studies, Warwick University, Coventry CV4 7AL. (Tel: 0203 24011, ext 2456.)

40/80 disc choice

ACORNSOFT discs will in future come in a format that is readable on 40 and 80 track drives. Sounds like a good idea. Wonder which of the major software houses is going to be the first to offer cassette-disc upgrades on programs?

Fonts in ROM

FROM Watford Electronics comes this press release advertising the Beebfont monitor ROM. The letter neglected to mention the price, but no doubt Watford can fill you in on that.

The picture on the right shows the press release reduced to slightly less than half size (it was originally on A4 paper). It was printed using a dot-matrix machine.

This is a sample printout from our new "Beebfont" monitor ROM.

It is a very clever ROM. One can create any character including Chinese and Arabic.

Can I please request you to mention this in the news section of the next issue of Acorn User.

Liberal micro alliance

IT HAD to happen. Home micros are going into local politics. And already it is clear that a favourite candidate for your constituency computer is the Beeb... probably in alliance with the Electron.

Appropriately enough, the idea for this Acorn alliance comes from half of the other alliance, the Liberals. They are setting up a party network based upon the privately-owned micros of their members throughout the country.

The network was launched last September at the annual assembly in Harrogate. It is called 'Micro Lib' (what else?) and is seen as an important new way for the party to organise wards and constituencies.

The first obvious problem in setting up a network is, of course, the difficulty of coping with the different types of machines available.

Though Sinclairs of various sorts

make up the biggest number of home micros on the group's list, the Beeb is the single most popular machine - and there are already one or two Electron owners registered. This has led Micro Lib's coordinator, David Graham, to forecast that an Acorn alliance could be just the answer for local parties.

He sees the BBC being the standard machine for many constituencies - but with ward and branches equipped with Electrons.

According to the Liberals, the potential for home computers in the battle for the polls, though still unclear, is enormous. Among the most obvious uses, of course, are boring old files, membership, helper, and supporter lists, plus branch and constituency funds.

But the Liberals are very keen on what they call 'community politics'.

This involves producing large

numbers of local newsletters, usually produced at home on small printing machines, but 'typeset' on ordinary portable typewriters. The result is less than professional in appearance.

Now the advent of 'computerised community politics' offers prospects of wordprocessed papers using View or Wordwise.

Further in the future, Micro Lib is looking into the possibility of a national network linked over the telephone system by modems. But the group admits it is still feeling its way and the most immediate plans are a one-day conference next February in Wimbledon to prepare for next spring's local elections and the Euro-elections next summer.

One can only assume - after Micro Lib - it cannot be long before we have Micro Soc Dems, possibly Con Comps and Micro Labs.

Ham it up on a micro with RTTY

TAPPING into transmissions from the likes of Russia's Tass and London's Reuters is possible on the BBC micro.

Ham radio enthusiasts have for years been tuning into such transmissions, called radioteletype (RTTY). Now, through the Beeb, news agency broadcasts can be decoded and displayed in English on a monitor.

A device to do just this, and information about RTTY in general is available from J Melvin, 2 Salters Court, Gosforth, Newcastle NE3 5BH.

Summer camps

CHRISTIANS, led by Acorn User author Paul Beverley, are to run a holiday for 13-16 year old boys. The aim is to give them the opportunity to learn more about computers and electronics.

Micros will be used to control model trains, cars, robot arms etc, with sessions on simple electronics and programming, and some assembly language if there is a demand. Interfacing electronic equipment to BBC micros will be a prime aim. The cost of the camp is £48 for a week.

The camp comes under the auspices of the Inter-Schools' Christian Fellowship and there will be a chance in the evenings to learn more about what it means to be a Christian in today's world.

There are two one-week camps: 11-18 and 18-25 August. For details, contact Mrs Sue Beverley, 57 Cambridge Street, Norwich NR2 2BA.

Digital images from video

VIDEO cameras and micros can get together with an interface from Educational Electronics.

The device accepts signals from sources such as video cameras, VHS players and video discs. These images are then digitised and displayed with a maximum resolution of 220 x 312 pixels, in 64 shades of grey.

Once digitised, pictures can be saved to disc or analysed by other software.

A machine code program is supplied with the interface (seen at the front of the picture), and it comes with a cable to the user port for £200.

Digitising a picture takes about four seconds, which can cause distortion of a moving image. Educational Electronics offers a software writing service for specialist applications.

Details from the company at 30 Lake St, Leighton Buzzard, Beds LU7 8RX.



The interface from Educational Electronics (foreground of picture) which can digitise a video image in about four seconds. Pictures can be taken from a video camera, VHS player or disc. Interface plus machine code program cost £200.

Games weekend

WRITING games in Basic is the title of a weekend course at Horncastle Residential College in February, and a second session on programming will follow it.

Applicants should have a 'reasonable knowledge' of Basic, and are encouraged to take their BBC micros along, to add to those already available.

The games weekend will be February 17-19, and the programming will be held mid-week on February 20-22. More facts from Horncastle Residential College, Mareham Rd, Horncastle, Lincs LN9 6BW.

Network theory

NETWORKS 84 covers the theory and design of local and international systems and takes place at the Wembley Conference Centre in London on July 3-5. Online are the organisers at Pinner Green House, Ash Hill Drive, Pinner, Middx HA5 2AE.



Christmas Cheer and Champagne



FREE bottle of Champagne with any marked item purchased
Champagne offer applies to marked items only
Offer closes 31st December 1983

BBC Model B	£399.00
BBC Model B + Disk	£469.00
BBC Model B + Econet	£446.00

Disk Drives

*BBC Single 100k	£265.00
*Cumana Single 100k	£228.85
*Cumana Dual 200K	£419.75
*Broadway Switchable 400K	£373.75
*Broadway " " 800K	£688.85
*Torch Z80 Discpack	£839.50
BBC Utilities Disk & Manual	£ 30.00
BBC Games Paddles	£ 13.00
BBC Teletext receiver	£225.00
BBC Disc Interface	£ 97.00
BBC Graphics Digitizer	£ 34.44
BBC Light Pen	£ 14.89
Sanyo Computer Cassette Rec	£ 44.85
Acorn Electron	£199.00

Printers

MCP40 Colour Plotter	£129.95
*Microline 80 (80cps)	£220.90
*Star 510 (100cps)	£287.50
*Epson RX80 F/T (100cps)	£339.25
*Epson FX80 F/Y (160cps)	£440.73
*Epson MX100 (100cps)	£487.77
*Juki 6100 Daisy Wheel	£458.85

Monitors

*Phoenix High Res Green 12"	£109.25
Phoenix " " Amber 12"	£113.85
*Microvitec 14" Colour	£247.25
Fidelity 14" Colour	£228.85
*Oric I 48K	£139.00
Dragon 32	£175.00

All Prices include VAT.

We stock all the Acornsoft Software for the BBC also Program Power and Computer Concepts.

Much more in stock please telephone for details.




WCC Windsor Computer Centre

1 THAMES AVE
WINDSOR BERKS
TEL:- WINDSOR 58077

11 DEVONSHIRE ROAD
LONDON W4
TEL:- 01-994-8588





£7.95 inclusive
for 32k BBC micro
or Electron
(joystick or keyboard)
Two-player game

£7.95 inclusive
for Electron
or
32k BBC micro
(joystick or keyboard)
Uses voice synthesis

Acorn User presents two high-quality games on cassette for your micro which put you at opposite ends of time. Developed, produced and tested by Micrograf.

Sword Master by Ken Worrall is based on the fencing rules written in 1190 by Herman von Salza for the Deutscher Ritter Order of Teutonic Knights. It features full colour, machine code animation of a sword duel between the players shown on screen as knights.

Full instructions, music, sound effects, player rankings (from greenhorn to Swordmaster) and a roll of honour (which can be saved) and all included. The game also closely reflects the rules, style and dress of the Deutscher Ritter Order.

Trek puts you in charge of a Starship with the task of wiping out an alien fleet. It's an excellent adaptation of the classic game with 7 screen displays, 3 on-board computers and 2 weapon systems.

Versions have been written for BBC micro and Electron to use both machines to their full. The BBC tape uses voice synthesis (if the chips are fitted).

The game has been extensively developed from Tim Heaton's *Trek III*. It now barely fits into 32k - and the graphics are in mode 7.

More tapes will soon be released.

To: Acorn User Software, 53 Bedford Square, London WC1B 3DZ.

Please send me:

- copies of **Sword Master** at £7.95 each
for BBC (32k Series 1 OS) £
- for Electron £
- copies of **Trek** at £7.95 each
for BBC (32k Series 1 OS) £
- for Electron £

I enclose a cheque for £..... made payable to Addison-Wesley Publishers Ltd.

Name

Address

.....

..... Post code

52k BBC micro

ARIES B20 is the board that adds a potential 20k to the BBC micro - which means you can run programs in the highest graphics mode and still have 28k left.

The board has virtually no effect on processing speed, says Peter Headland who heads Cambridge Computer Consultants, makers of the board. The only difference is that operating system calls are slowed down by something less than 1 per cent.

Software which uses legal OS structures works with the board - including *View*, and Acornsoft's versions of BCPL, Lisp and Forth. Also, the board will work with the second processors.

Headland, who at one time worked for Acorn, added that the board makes use of an unused *FXcall - 111 - which was sanctioned by Acorn. (He had originally wanted to use *FX80, but this is reserved for something else!)

Games which make use of direct

screen access for speed, such as Acornsoft's, are coped with by the board. It merely provides a command which switches back to normal BBC micro operation.


The Aries fits inside the BBC's case and extends memory up to &7FFF, whichever screen mode is selected. In Basic, HIMEM is always &8000.

Major advantages of the board will include a four-fold increase in the size of files with *View* when in mode 0.

Also, programmers will be able to take advantage of the improved screen layouts in 80-column modes with Lisp and other highly-structured languages.

The board can be fitted in five minutes using just a screwdriver, says Headland. No soldering, no cutting tracks or links.

It costs £99.95 from Cambridge Computer Consultants, FREEPOST, Cambridge CB1 1BR. Tel: (0223) 210677.



DCP Interbeeb with power supply

Knight triumphs

WHITE KNIGHT, BBCSoft's chess program, fought its way to take a joint first prize at the European Chess Championship.

The Event was held at the PCW Show, and *White Knight* was entered in the home program section.

See John Vaux's appraisal of the game (page 159).

Medical exchange

THE Association for the Study of Medical Education is setting up a group for exchanging information on computer-based material.

Commercial teaching aids will be reviewed and the better ones shown in regular news sheets.

Anyone interested should contact Graham Clayden, Computer Teaching Aid Clearing House, ASME, 2 Roseangle, Dundee DD1 4LR, Scotland.

Interfacing in a box

INTERBEEB provides a complete electrical interfacing system in a neat box, says DCP Microdevelopments.

Each unit has four relay outputs, four switch inputs, an eight-bit input port, output port, and an eight-channel analogue to digital converter. It costs £60.

Applications include control projects, heating systems, burglar alarms, model control, and industrial monitoring.



Further details from DCP, 2 Station Close, Lingwood, Norwich NR13 4AX.

Christmas gifts from Cambridge!

The Advanced User Guide for the BBC Micro:

Over 500 pages of detailed information on commands, programming, interfaces and hardware, including the complete circuit diagram of the

BBC computer. We sold over 10,000 copies in 6 weeks; buy it and you'll see why! Excellent value at £12.95



Word-processing: a complete package for £899—including VAT



Package comprises: **BBC Model B Microcomputer • TEAC disk drive 100K • SHINWA CP80 printer, complete with cables, ready to use.**

TYPE 'N' TALK SPEECH COMPUTER

Developed and manufactured in Cambridge, the Type 'n' Talk is a very powerful software package, optimised to convert any text into speech faster than it can be spoken. Connected to any computer via an RS232 or RS423 serial link, it allows you to type in words or numbers which are then spoken out loud over a powerful speaker. All in all, an amazing new concept in man/machine communication. **£171.35**

PRINTERS

EPSON FX-80	£395.00
EPSON RX-80FT	£315.00
EPSON RX-80T	£275.00
SEIKOSHA GP 100A	£220.00
SHINWA CP-80	£275.00
JUKI 6100	£395.00
BROTHER	p.o.a.

Delivery charge: £6.00 per item

DISK DRIVES

100K TEAC Stimline, complete with cables, etc.	£165.00
200K TEAC 40/80 switchable, complete with cables, etc.	£190.00
400K TEAC/MITSUBISHI 40/80 switchable, complete with cables, etc	£250.00

Delivery charge: £6.00 per item

MONITORS

SANYO 14" green	£86.31
KAGA 14" yellow	£123.45
KAGA 14" green	£108.00
KAGA 12" colour	£300.00

Delivery charge: £10.00 per item

MISC. ITEMS

Printer cable for BBC	£16.50
Disk drive signal cable BBC	£9.75
Disk drive power cable BBC	£4.50
Diskettes:	
3M SS/DD set of 10	£20.68
DS/DD set of 10	£28.00
SS-96 TPI set of 10	£32.00
DS-96 TPI set of 10	£44.00

Delivery charge: £1.00 per item

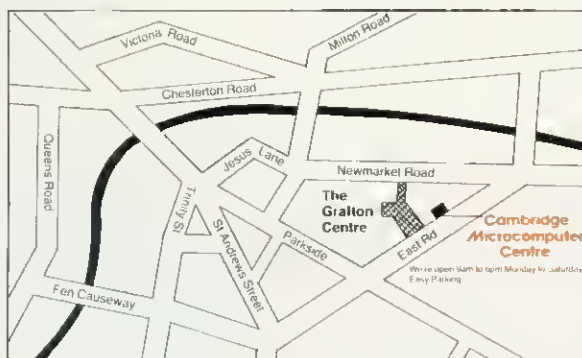
BOOKS

Dragon 32	£5.95
Over the Spectrum	£6.95
Understanding your Spectrum	£7.95
Practical Programming for the BBC	£6.95
Creating Advanced Programming for the BBC	£6.95

...and many other books.

ALL PRICES INCLUDE VAT

Credit terms available for orders of £500 or over. Access, Barclaycard and American Express welcome.



Cambridge Microcomputer Centre is a wholly owned subsidiary of Namal Associates Limited


Cambridge Microcomputer Centre

Distributors of Computers & Computer Peripherals • Publishers
153-4 East Road, Cambridge CB1 1DD
Telephone (0223) 355404 Telex 817445



The LAUGHING SHARK

proudly presents our FAB RANGE of BBC B releases



TRENCH
by Phil Wilkes
BBC B
VGA 2004
A nail-biting all-action fight to save the Universe.
£7.95




HOWZAT
by Charlie Withall
BBC B
VGA 2005
Fight for the Ashes in your own front room – a very realistic simulation of cricket international.
£7.95



CHIEFTAIN
by Andrew Newton
BBC B
VGA 2006
It's a fight in your finish in your armoured tank – fight the computer or a friend.
£7.95



MICROBE
by Simon Birrell
BBC B
VGA 2007
A graphically stunning all-action Arcade game.
£7.95



Plankwalk
by Neil Cannon
BBC B
VGA 2008
Can you help scaffolding Sid to stay alive!
£7.95



Cruncher
by Malcolm Ripley
BBC B
VGA 2009
Trample the time-bombs, but avoid the boots or be 'crunched'.
Joystick/Key
£7.95



Noc-A-Bloc
by Richard Bygrave
BBC B
VGA 2010
Just when you thought it was safe to go back in the deep freezer!
Joystick/Key
£7.95

Also available... Other titles in this VIRGIN GAMES range for SPECTRUM are: VGA 1001-YDAMP by Terry Murray and Roy Poole for 16K and 48K. VGA 1002-STARFIRE by Martyn Davies for 48K. Rid the galaxy of the X-tardan battle cruisers – a game of strategy and skill. VGA 1003-SHEEPWALK by Gregory Trezise for 48K. A sheepdog trial in your living room! VGA 1004-GOLF by David Thompson for 16K and 48K. Championship golf in your own home.

MAIL ORDER

All our programs are available at normal retail price including postage and packing direct from our "MY LOCAL DEALER STILL DOESN'T STOCK YOUR PROGRAMS DESPITE THE FACT THAT THEY'RE REALLY GOOD DEPARTMENT" at 61-63 Portobello Road, London W11.

THE "I WANT TO BE RICH AND FAMOUS DEPARTMENT"

We are always keen to receive any original entertaining programs with good graphics at our now famous "I WANT TO BE RICH AND FAMOUS DEPARTMENT" from any of you programming mega-stars out there. Don't delay – send today!

COLOUR CATALOGUE

If you want a copy of our sixteen page colour catalogue

VIRGIN GAMES GANG

Our GANG is growing in numbers all the time and everybody who buys one of our NEW GAMES will RECEIVE:

- a year's FREE MEMBERSHIP of the GAMES GANG;
- FREE ENTRY in the next VIRGIN GAMES GANG DRAW;
- 6 FIRST PRIZES, consisting of a VIRGIN DAY OUT – a trip on the VIRGIN GAMES FUN BUS to the VIRGIN MANOR RECORDING STUDIO in Oxfordshire. And then be our guest at the famous KENSINGTON ROOFTOP NIGHTCLUB, "THE GARDENS";
- 50 SECOND PRIZES of VIRGIN GAMES POSTERS.
- 100 THIRD PRIZES of VIRGIN GAMES POSTERS.


GAMES AVAILABILITY

A selection from our range of FUN-TO-PLAY GAMES are available from larger branches of WH SMITH, BOOTS, MENZIES, DIXONS, THE GAMES CENTRE, LASKETS, VIRGIN RECORDS and all good computer shops everywhere.

WATCH OUT for the VIRGIN GAMES FUN BUS – on tour NOW



Screen shot of
3D Bomb Alley



Game	Publisher	Cassette	Disc
1 3D Bomb Alley	Software Invasion	£7.95	£11.95
2 747 Flight Simulator	Doctor Soft	£8.95	£11.95
3 Killer Gorilla*	Program Power	£7.95	
4 3D Deep Space	Postern	£7.95	
5 Planetoids	Acornsoft	£9.95	
6 Dr Who	BBCSoft	£10.00	
7 Escape from Moonbase Alpha*	Program Power	£7.95	
8 Oblivion	Bug Byte	£7.50	
9 World Travel	Simon Hessel	£6.95	
10 Creative Graphics	Acornsoft	£9.95	
11 Hopper	Acornsoft	£9.95	
12 The Sentinel	PSS		
13 Gunsmoke	Software Invasion	£7.95	£11.95
14 Hunchback	Superior Software	£7.95	£11.95
15 Monsters*	Acornsoft	£9.95	
16 The Hobbit	Melbourne House	£14.95	
17 Q*Bert	Superior Software	£7.95	
18 Sea Lord	Bug Byte		
19 Beeb Art	Quicksilva		
20 Chess*	Program Power	£7.95 (£5.95)	

*available on the Electron

Bubbling under: Space Adventure, Virgin; Landfall, Virgin; Firehawks, Postern; Starship Command, Acornsoft; Snowball, Level 9; Lunar Rescue, Alligata

The chart was compiled by MRIB Computer, London, and is based on sales returns from mid-September to November 1

THE DRIVE FOR QUALITY



In the rapidly expanding world of computer peripherals there is one company which continually leads the field — Cumana. Whether it is the best Japanese components used in our top quality designs, the rigorous training which all staff receive, or the superb technical service we offer, everything must be of the highest standard.

Cumana disk drives have an independent power supply, 12 months warranty, and are fully assembled and tested before packaging; and they are now available for the BBC and Dragon Micros — at unbeatable value for money prices — from selected branches of W. H. Smith and Spectrum UK in addition to Cumana's nationwide dealer network.

For further information on these and other Cumana products — including dual slimline disk drives for the BBC Microcomputer — contact:

Cumana Limited, Pines Trading Estate,
Broad Street, Guildford, Surrey, GU3 3BH.
Tel: (0483) 503121 Telex: 859380



Dragon is the registered trademark of Dragon Data Ltd.

For further information about Cumana disk drives, please complete and return this coupon

I am interested in Cumana disk drives for the BBC/Dragon* Microcomputer *delete as necessary

Interests:
Home Use
Education
Dealer
Business

Name

Address

Tel. No.

Note: If dealer, please attach this form to your letterheading

WIN A BBC MICRO OR AN INK-JET PRINTER

Simon Dally offers a BBC model B and two Olivetti printers (worth £350 each) as prizes

SEPTEMBER
COMPETITION
RESULTS

SEPTEMBER's competition for the first level of the dungeon beneath the *Acorn User* offices generated an enormous response: over 600 entries were received from people eager to win the printer.

A particular source of amusement was the picture postcard brigade, including readers in Australia. Honourable mentions in this category go to P Lewis and Alan Cox of Brighton, who managed to send in between them a dozen postcards featuring the more attractive parts of that pleasant town's nudist beach! Well, it was more interesting than the party political conference going on there when I was reading the entries!

Others interesting postcard-senders were Marcus Goodey of Colchester, who sent us a patriotic Union Jack, Peter Lumb of Berkhamsted, who opted for some aggressive-looking lions and Adrian Welch of Aberdeen, whose offering featured a disgusting-looking half-eaten salmon on a bed of dried-out old lettuce!

Others of you preferred ribald commentary. 'Why not make them tax inspectors and insurance salesmen instead of dwarfs and trolls?' asked Andrew Newton of Derby.

A full list of the solutions will be published, along with an explanation of the dungeon characters in two or three months time, when entries for the other two competitions have been received. The correct combination was 10836728, which half of the entrants got right. Owing to a couple of ambiguities in the wording, not least the remark that you always worked in positive integers, a few other solutions were admitted as well.

A word of warning: the first correct entry out of the bag came from Liverpool but had no name or address on it. Quite a lot of you in your fervour do this: the only beneficiary is the Post Office.

So, the winner of the Seikosha printer was Jonathan Farmer of Selby, Yorks.

PART ONE

The first problem is designed for the younger members of the family to attempt before they get any help.

American currency includes a nickel (five cents) and a quarter (25 cents). There are 100 cents to the dollar.

A currency reform enthusiast once proposed the introduction of a new coin called the grobble. He declared that using grobbles and quarters only (and at least one of each) he could form the sum of \$100 in 14 different ways.

If a grobble consists of an exact number of nickles what is the highest amount of cents it could be worth?

WHEN you've completed all three parts, send you entry to January Competition, *Acorn User*, 53 Bedford Square, London WC1B 3DZ to arrive not later than February 3, 1984.

Customers	COINS															Retail value
	A	B	C	D	E	F	G	H	I	J	K	L	M	N	O	
Adam	10	3	2	3	18	15	13	7	15	11	15	7	9	9	23	4688
Ben	14	24	20	25	23	24	7	1	10	15	9	4	11	13	11	4828
Carl	9	0	25	3	7	14	5	17	1	13	7	15	4	18	20	4861
David	22	23	12	3	25	19	13	24	14	10	13	20	24	16	10	7097
Eddy	24	8	18	17	22	24	18	25	5	11	18	25	22	21	10	7649
Fied	15	14	5	20	1	11	7	10	22	24	15	7	8	2	11	4191
George	25	1	22	17	23	23	18	4	17	21	20	2	6	17	22	5970
Harry	20	17	10	22	16	12	4	11	10	6	8	3	17	13	22	5275
Iris	4	14	12	23	8	18	20	17	1	15	14	15	2	22	15	5322
Jane	14	23	6	6	16	19	8	20	23	20	2	18	12	14	25	6172
Kate	24	2	15	1	13	9	10	17	5	0	14	24	16	18	3	5278
Len	25	15	15	15	23	14	18	7	15	13	2	1	0	1	18	3395
Mike	7	18	10	24	24	15	11	24	5	19	0	22	18	23	8	6133
Nigel	18	2	17	0	19	13	13	23	3	16	14	15	21	20	24	7147

What each customer got in his bag

PART TWO

THIS problem is for everyone. A coin dealer decided one day to get rid of some excess stock he had of 15 varieties of coin. He hit on the idea of a 'lucky dip', that is he made the coins up into 14 bags containing a random number of coins. These he sold at £4000 a bag.

As this was quite a good deal he had no trouble in selling his bags. The figure shows what the customers found inside.

If a bag containing one example each of all the 15 coins would be worth £411 at normal retail prices, what was each coin worth?


PART THREE

Clues down

- ET once constructed a means of linking BBC micros . . . (6)
- . . . no kidding, but it has a negative value (4)
- Sounds like propane programmer's editing aid (6)
- Latest issue of Acorn's DOS? - let it go! (7)
- Graphics command on the allotment? (4)
- Discs and cassettes, etc might give you star ego (7)
- One who allows a non-numeric symbol (6)
- Frenchman, following fashion, gets an add-on unit (5)
- Program failure - hand round the fags! (5)
- Error message causes no anger (2,4)
- Unaccommodating error message (2,4)
- Colour to see mother embracing a spy (7)
- Animated screen effect upsets priest (6)
- What a dollar gets you, basically? (6)
- Somewhat medieval way of getting the computer to do a calculation (4)
- A pseudo-variable the old lag's seen a lot of (4)

Clues across

- The squirrel's monthly? (5,4)
- A screen effect used off and on (5)
- Ernest madly presses the return key (6)



- The micro to make Ronald an MP (8)
- A cat - Acorn's first? (4)
- It's soft just pressing break! (5)
- Nancy loses her head and goes peculiar colour! (4)
- In gold a jumbled message for the cassette user (7)
- Shopping avenues setting the standard for computer games? (7)
- A common seaside feature, it can't be erased (4)
- Studies at university as the computer accepts data (5)
- Symbol that's a real mess? (4)
- Comprehensive sound command - it may need addressing (8)
- Must be used after right key (6)
- Hold up part of Model A, you! (5)
- Something to be said for a programming instruction (9)

● Crossword set on a BBC micro, and printed on an Epson by Eddie James

WATFORD ELECTRONICS

Dept. ACORN, CARDIFF ROAD, WATFORD, HERTS, ENGLAND.

Tel: Watford (0923) 40588/37774 Telex: 8956095 WAELEC

BBC MICROCOMPUTER

Model A—£260; Model B—£346

Upgrade your Model A with our Upgrade Kits and save yourself £ s s

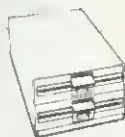
- BBC1 16K Memory (8 × 4816AP.3 100nS) £20.00
- BBC2 Printer User I/O Port £7.10
- BBC3 Disc Interface Kit £85.00
- BBC4 Analogue I/O Kit £7.25
- BBC5 Serial I/O Kit £7.50
- BBC6 Expansion Bus Kit £8.75
- Complete Mod. A to B Upgrade Kit £48.00

Dust Cover for BBC Micro

Protects your expensive Micro from foreign bodies

£3.95

DISC DRIVES (CUMANA) BBC COMPATIBLE



- New TEAC Slimline Uncased Drive S/S 40 track, 5¼", 100K £135
- New TEAC Slimline Cased without PSU, S/S, 40 track, 5¼", 100K £145
- CS100—TEAC Cased with own Power Supply, S/S 40 track, 5¼", 100K £180
- CD200—TEAC Twin Cased with own PSU, S/S, 40 track, 5¼", 200K £350
- CS200—TEAC Single Cased with own PSU, S/S, 80 track, 5¼", 200K £250
- CD400—TEAC Twin Cased with own PSU, S/S, 80 track, 5¼", 400K £475
- CS400—TEAC Single Cased with own PSU, D/S, 80 track, 5¼", 400K £310
- CD800—TEAC Twin Cased with own PSU, D/S, 80 track, 5¼" 800K £599
- MITSUBISHI Slimline—Uncased, double density. Double track, 5¼", 1 Megabytes, track density 96TPI, track to track access time 3mSec. Plugs directly to BBC Micro. DONLY £220
- SINGLE MITSUBISHI Slimline—Cased with own PSU, DS/DD, 1 Megabytes. (400k with BBC) £275
- TWIN MITSUBISHI Slimline Cased with own PSU, DS/DD, 2 Megabytes. (800K with BBC) £535
- Single Drive Cable for BBC Micro £7
- Twin Drive Cable for BBC Micro £10
- Dual SWITCHABLE DRIVES, 40/80, 400K. Cased with own PSU, Slimline £495

5¼" DISKETTES

5 year warranty


- 10 Verbatim or 3M Diskettes, 5¼", S/S £20
 - 10 Verbatim or 3M Diskettes, 5¼", D/S £30
- 2 year warranty
- 10 WABASH Diskettes, 5¼", S/S £15
 - 10 WABASH Diskettes, 5¼", D/S £25
 - Carriage on Drives £7

DISC ALBUMS. Attractively finished in beige leatherlook vinyl. Stores, protects and displays 20 Discs in double-sided clear view pockets.

Only: £4.95

PLASTIC LIBRARY CASES for Disc Storage 5¼" (holds 10) £2

BBC PRINTER



10" Tractor Feed, 80 columns, 30CPS Normal & Double width Char, Dot res graphics. Parallel Interface standard. ONLY £165 (£7 carr.)

GP100A

	Ribbons	Dust Covers
MX80FT	£4.75	£4.50
MX100	£10.00	£5.25
FX80	£4.75	£4.95
RX80	£4.75	£4.50

INTERFACE CABLE


BBC to Seikosha Cable £10.00

DUST COVER for GP100 £3.95

FRICTION FEED

Attachment for GP100A or 250 X Printers £22

- Spare RIBBDN for GP80 £4.50
- Spare RIBBDN for GP100 £4.95
- Spare RIBBDN for GP250 £5.95



Epson RX80

100 CPS, 9 × 9 matrix, dot addressable graphics condensed and double width printing. Normal, Italic and Elite Characters. Tractor feed, 10" max width, bi-directional, logic seeking. Centronics Interface standard.

ONLY £239 (£7 carr.)

RX80 F/T PRINTER: As above but has both

Friction and Tractor feed £269

Epson FX80 Printer

160 CPS, 11 × 9 matrix, proportional spacing superscripts, subscripts, dot addressable graphics. Normal, Italic and Elite characters. Up to 256 user definable characters. Down loadable character set. Condensed and double width printing. Full proportional spacing. Four user defined margin positions. Tractor and Friction feed. 10" maximum width Bi-directional, logic seeking Centronics interface standard.

ONLY £369 (£7 carr.)

PRINTER INTERFACE BUFFER

When your system tries to serve you well but its efforts are frustrated by slow printers delaying from returning to more productive tasks then this is where our Printer Buffer Interface comes to your rescue. Available in 16K or 48K memory sizes. Simply connect the integral cables to your Micro and the Printer and switch on. The free standing compact unit (130 × 135 × 40mm) is supplied complete with interface cables, a power supply and a comprehensive manual.

Price: 16K £115
48K £149

BROTHER HR-15 DAISY-WHEEL PRINTER

An exceptionally high quality Daisy Wheel printer at the price of a Dot matrix printer. 18CPS; Bi-directional, 3K of Buffer; has clear buffer facility, Carriage skip movement, Proportional spacing, underlining; Bold print and Shadow print. Prints in two colours; Super and Superscript facility. Impact control facility to vary pressure on paper for making carbon copies. Has Centronics parallel or RS-232 interface. Connects directly to BBC Micro. A ribbon cassette plus a separate red ribbon. Optional extras: Single Sheet Feeder takes up to 150 A4 sheets; A Keyboard that transforms HR15 into a sophisticated electronics typewriter. Attractively finished in Beige.

Special Introductory Offer:..... ONLY £375
Single Sheet Feeder..... £199

SPECIAL * XMAS OFFER *

Cumana CS100 Drive.....	£180	£165
Cumana CS400 Drive.....	£310	£275
Cumana CD800 Drive.....	£589	£530
Seikosha GP100A PRINTER..	£170	£155
Seikosha GP250X PRINTER..	£225	£199
Epson FX80 PRINTER.....	£369	£349

LISTING PAPER

8½" or 9½" Fanfold paper plain or ruled (1000 sheets)	£7 (£1.50p carr.)
15" Fanfold paper (1000 sheets)	£9 (£1.50p carr.)
Teletype Roll (econo paper)	£4 (£1.50p carr.)

PRINTER LEAD 36"

Ready made printer lead to interface BBC Micro to EPSON, SEIKOSHA, NEC, etc., Printers.

ONLY £10

Special Extra Long (60") Cable £14

BBC Micro WORD-PROCESSING PACKAGE

A complete word processing package consisting of: BBC Model B, Zenith 12" Green Monitor, Twin 200K highly reliable (1 year warranty) Twin Cased Disc Drives with own power supply, the popular WORDWISE word processor, Watford's own highly sophisticated 62 File DFS interface fitted, the world renowned Brother HR15 Daisy Wheel Printer, Gemini's Beebplot & Beebcalc Spreadsheet Analysis Software disks, 10 blank diskettes, 500 sheets of Fan-Fold paper, Manuals and all the leads. All you require is a mains power point to have it up and running (we even supply the 4 way mains trailing socket).

ONLY £1,350 (carr. £15)

(P.S. We will alter the package to suit your particular requirement. Call in for a demonstration).


MONITORS

MICROVITEC 1431.
14" Colour Monitor, RGB input. (as used in BBC programmes). FREE Interface Lead. £215 (carr. £7).

- KAGA RGB 12" Medium Resolution Colour £219 (Carr. £7)
- MICROVITEC 1451 Hi-res 14" Monitor incl. Lead £319
- KAGA RGB 12" High Resolution Colour £259 (carr. £7)
- BNC Connecting Lead £3
- RGB Connecting Lead £5
- ZENITH 12" Green Monitor. Hi-resolution £75 (£7 carr.)

NEW

- MICROVITEC 14" colour MONITOR/COMPOSITE VIDEO £249



DATA RECORDER & ACCESSORIES

Top quality Slimline, portable Data Recorder for Computer use. Mains/Battery operated with counter.

£24.00 (Carr. £1.50)

DATA RECORDER CABLE

For our DATA Recorder to BBC Micro £2.50

DATA CASSETTES

Top grade C12 Data Cassettes in library cases. 40p

STACK PACK

The unique Cassettes drawer rack system including 10 off C12 Data Cassettes. £6

BEEBLOTTER

The Unique Graphic Tablet

Watford Electronic's BEEBLOTTER will work with 32K BBC Micro. Connects to Analogue port. The unique design makes it accurate and simple to use. Attractively finished. The comprehensive booklet supplied describes its use in detail and shows some of the possible applications.

The special features include:—

- * Works in all graphics mode and any colour selectable.
- * Commands printed on Tablet and On-screen instructions.
- * Special routines enable pictures to be quickly loaded from tape.
- * Works with all operating systems and ECONET. Tape and Disc versions available.
- * Large drawing area (32cms x 23cms).
- * Maps, Pictures and Diagrams produced quickly and easily.
- * Transparent tablet enables maps and diagrams to be copied directly from books.
- * Commands include line, circles and rectangle drawings, infilling, full editing and an easy to use copy and move feature.
- * Screen dump routines included for Seikosha and EPSON printers.
- * Routines are included to allow user to incorporate pictures in their own programs.
- * Designed by a professional teacher with educational uses in mind.

ONLY £80 (£3 carr.)

READY-MADE LEADS for BBC

CASSETTE LEADS 7 pin DIN Plug to 5 pin DIN Plug + 1 Jack Plug	£2.00
to 3 pin DIN Plug + 1 Jack Plug	£2.00
to 7 pin DIN Plug	£2.50
to 3 Jack Plugs	£2.00
6 pin DIN to 6 pin DIN Plug (RGB) Monitor Lead, BNC to PHONO Disc Drive to BBC Micro Power Lead	£2.50
Single: £3.00 Oual £3.75	£3.00

MISCELLANEOUS CONNECTORS

	Plugs	Sockets
RGB 16 pin DIN)	30p	45p
RS423 (5 pin Domino)	30p	40p
Cassette (7 pin DIN)	25p	65p
ECONET (5 pin DIN)	15p	25p
Paddles (15 pin 'D')	£1.10	£2.15
Disc to BBC Power Plug 6 pin	70p	—
Oisc Drive Power Plug 4 pin	60p	—

❖ SPECIAL XMAS OFFER ❖

Microvitec 1431 Med res. 14" MONITOR.....	£225	£209
Microvitec 1451 Hi-res 14" MONITOR.....	£370	£319
KAGA 1 MONITOR		
RGB.....	£219	£205

NEW LAUNCH

Z80A WITH CP/M 2nd PROCESSOR BOARD plus Double Density Interface for BBC MICRO

Yes it's here, our Z80A 4MHz 2nd processor Board with 64K memory, 4K Monitor EPROM, Parallel printer interface, CP/M based, Double Density board will handle, 3½", 5¼" & 8" Floppy Disk Drives and many more facilities. All neatly housed in a twin slimline disc drive case.

Only: £399

(CALL IN AT OUR STAND AT THE BBC MICRO USER SHOW FOR A DEMONSTRATION)

13 ROM SOCKET BOARD

Simply plugs into one of the four ROM sockets currently available in BBC Micro. There are only 4 solder connections to be made.

Full instructions are supplied. Our 13 ROM SOCKETS BOARD enables the User to increase the Sideways ROM capacity the basic four sockets on the main board up to the full SIXTEEN capable of being supported by current operating systems. In addition the board is designed with the facility to hold up to 16K RAM, which when switched into operation is automatically selected by any WRITE signal to the Sideways ROM area. This gives the User the ability to write a utility or language and upon pressing break have the utility or language up and running (new ROM software can be developed and tested in situ.)

The Board gives the User, plenty of freedom to explore the possibilities of the new paged ROMs due in the coming months and offers them the chance to develop their own.

All essential lines are buffered and the Board meets or exceeds all timings for operation in the BBC Microcomputer. When fully populated, the ROM Board consumes less than half the recommended maximum current limit.

Supplied ready-built and tested complete with fitting instructions.

ONLY £29.95 (carr. £1)

EPROM for the BBC MICRO & 13 ROM SOCKET BOARD

2764-250nS	£4.20	£3.75
2712B-250nS	£18	£13
B271	£36	—

CMOS RAM for the 13 ROM SOCKET Board

6116-150nS (2K).....	£3.40
6264-150nS (8K).....	£26.00

EPROM PROGRAMMER for BBC MICRO

At last!—the EPROM Programmer for BBC Micro Computer from WATFORD ELECTRONICS that will suit both your pocket and all your requirements. Programs all popular types of EPROMS from 2K bytes upto 16K bytes—2716—2516—2532—2564—2764—27128.

This extremely powerful system is designed for your needs of TODAY & TOMORROW!—BBC Basic programs can be copied into EPROM and subsequently re-loaded faster than from a disc! Suitable for both hobbyist and professional users!

Just look at these features:

- COMPLETELY SELF CONTAINED—Housed in its own sturdy case—Uses its own Power Supply—Connects directly to the 1MHz Bus—Simple and Safe!
 - FULL SOFTWARE SUPPORT—Comes complete with simple to use fully machine code ROM based software and easy to understand manual. Facilities include Verification, Reading, Virgin Testing, Writing, Editing, Saving, Loading and more! NOTE!!!—This software does NOT simply comprise hastily prepared routines to get you going, but is a professional, purpose designed applications package.
 - ACORN BUS COMPATIBLE—Use of the 1MHz connection complies with all Acorn addressing recommendations—That means you can still add-on such things as the TELETEXT, IEEE 488 TUBE and PRESTEL Adaptors without having to disconnect everything.
 - Allows more than one program to reside in an EPROM using the ROM Filing System.
- You don't need just any Eprom Programmer—you need WATFORD ELECTRONICS EPROM PROGRAMMER System.

ONLY £89 incl. Manual. (£3 carr.)

BEEBMON

A ROM based machine code Monitor for BBC Micro. It enables machine code programs to be debugged and altered easily and quickly. Being a ROM, its commands are always readily available and occupy no user memory. Appears to take no base page and only one page of relocatable workspace (256 bytes) and no more anywhere in RAM. Beebmon can do more than any other machine code monitors currently on the market. The special features include facilities like: TABULATE, MOOIFY, FILL, COPY, COMPARE, SEARCH (HEX & ASCII) CHEKSUM, OISASSEMBLE, RE-LOCATE and by Emulating the 6502 processor, SINGLE STEP, BREAK POINTS ON READ/WRITE/EXECUTE OF LOCATION also BREAK POINTS ON A, X & Y REGISTERS are provided. HAS WINDOOWS INTO MEMORY & TEST WINDOOWS. All this and more for only: £25

BBC LIGHT PEN KIT

All parts available as per Acorn User's 'SHINE A LIGHT' Light Pen article.

Kit Price: £8.95

BBC LIGHT PEN

A ready-made Light Pen for BBC Micro. Enables you to produce drawings on your own TV/MONITOR screen. Supplied complete with Software Cassette and instructions.

ONLY £17

**WATFORD
ELECTRONICS**

Continued →

★ THE ULTIMATE ★ BBC MICRO DFS

by Watford Electronics

Highly acclaimed at the Acorn User Show.
What do the independent press say?

Good Value for Money—Beebug Aug. '83
A very worthwhile package—The Micro User
You'll be buying a very powerful package.—Personal
Computer News.
Superior DFS; Excellent Disk sector editor.—
Computer Answers.

Without a doubt, the most sophisticated DFS
Software yet written for BBC Micro Computer.
This powerful new DFS is fully compatible with
ACORN DFS yet has much increased power due to
additions, carefully designed to make life easier in
normal use. It consists of over 14K of efficiently
written machine code. It is entirely self contained
and so does not require a utilities disc to function.
* The system can either use the ACORN standard
31 files per disc side or DOUBLE THE CAPACITY to
62 files. The size is selected at formatting time.
Copying between discs with different catalogue sizes
works perfectly normally.

* A FORMATTING PROGRAM is built in, permitting
formatting to 35, 40, 80 track formats with either 31
or 62 files. Since the formatter is built in to the DFS
it can be used without affecting whatever program
you are using.

* A DISC VERIFIER is also built in. This checks the
internal checksums on each sector to identify any
corrupted data. This is extremely useful when saving
valuable data as it shows faulty discs quickly and
easily. Again it does not affect the program you are
using.

* A built in DISC SECTOR EDITOR gives a screen
window onto the disc enabling detailed editing of
any byte on the disc. This is very useful for
recovering accidentally deleted files and can save
weeks of work

* A double step mode allows the user of 80 TRACK
DRIVES TO READ 40 TRACK DISCS. This mode is
software selected for each drive individually, thus
allowing a 40 track disc to be copied onto an 80
track one very easily. THIS ELIMINATES THE NEED
FOR EXPENSIVE SWITCHABLE DRIVES.

* A WORKFILE function sets the name to be used
when the null filename is issued. This allows a
program to be edited and repeatedly saved having
only typed its name once.

* When using LOAD, CHAIN, etc. it is possible to
specify an ambiguous filename. This will result in the
first file whose name matches the specification being
used. This saves typing the end of a filename that
you know is uniquely identified by its first few
characters.

* Two commands exist to simplify the transfer of
programs from TAPE TO DISC. These load and file to
£1100, switch off the disc system and then move
the file to its correct load address; thus saving a lot
of complicated programming. This command can be
used to load files up to 27K75 long.

* An advanced COPY command is included which
will prompt the user, requesting whether to copy
each file.

* RENAME has been extended to allow the use of
ambiguous filenames. This allows you to change
BERT1, BERT2, BERT3 to FRED1, FRED2, FRED3
with only one command.

* OPENOUT has been improved to give you fewer
annoying 'Can't extend' errors, as it automatically
picks the biggest space on the disc in which to put a
file. A SPACE command lets you know how much
space *COMPACT could create before you waste
time doing it.

* 2K of RAM can be reclaimed from the DFS by
setting "PAGE" to £1100.

* Comprehensive and clearly written Manual
(available separately) gives the user a complete
package deal.

* The powerful library system has been extended so
that libraries now work on all accesses not only
*RUN. This allows you to have a utility directory
with all your commonly used programs without
muddling in your current workfiles. Very useful for
BCPL User.

* Programs can now reside lower in memory by
reclaiming some of the DFS' workspaces, indeed
PAGE can be taken as low as £1100 under most
circumstances.

* To make DFS easy to use, wild cards ("*") have
been made vastly powerful. e.g. *INFO *A* gives
information on all files in the current directory which
have an *A* anywhere at all in their filenames.

* Fully compatible with BBC TELETEX and TORCH
Systems.

DFS ROM only

£39

cont.

Complete Disc Interface including our highly
sophisticated DFS ROM and fitting instructions £85
Comprehensive and clearly written DFS MANUAL.
(P.S. This manual will only be sold to those who
purchase our DFS.) 7.50 (no VAT)

P.S.

We will exchange your existing ACORN DFS or
AMCOM (PACE) DFS for the highly superior
Watford's DFS ROM for

£35

Computer Concept's Firmware DISC DOCTOR

£26

A sophisticated Disc Utility ROM with many useful
commands. (For detail description please refer to
Computer Concept's advert in this magazine.)

Wordwise

Without doubt a very sophisticated piece of
software for the BBC Micro. It has all the features of
a professional word processor yet is easy to use.

SPECIAL XMAS OFFER: only £33

BEEB FONT ROM

A new concept in BBC Software from Watford. This
is a character FONT ROM that gives you 5 16 x 16
predefined FONT. The ROM is ideal for high quality
demonstration on screen and when used in
conjunction with EPSON printer, allows printing of
letters etc., in mixed type faces. now with
BEEB FONT in your BBC you can write letters to
your European friends with the correct alphabet. The
package is complete, including an Editor to design
your own Fonts and several spare Fonts which could
not be fitted in the ROM. Can still be run from
RAM. Supplied complete with ROM, software on
DISC/tape and Manual.

Price: £45

DISASSEMBLER

Will generate fully labelled assembly listing of any
machine code program. Data is automatically
differentiated from code and displayed together with
its ASCII equivalent. Assembly listing can be saved
in *EXEC format and subsequently incorporated into
user programs.

Cassette: £6.95

Disk: £8.95

EMULATOR

An extremely powerful and flexible machine code
interpreter. Allows you to write and debug machine
code as easily as BASIC. Features single step,
breakpoint register display, edit modes, etc.

Cassette: £7.25

Disk: £9.25

VIEW Acorn soft's Wordprocessor ROM.

£52



ACCESS ORDERS BY TELEPHONE
Simply phone your order
through. We do the rest
(0923) 50234

FORTH ROM for BBC

This superb (FIG FORTH) compiling language now
available in ROM. Simply plugs into one of the ROM
Sockets. Manual included.
£36

GEMINI'S BUSINESS SOFTWARE

Written by Professionals.

Cashbook Accounts	£52
Final Accounts	£52
Invoices & Statements	£17.25
Commercial Accounts	£17.25
Mailing List	£17.25
Database	£17.25
Stock Control	£17.25
Home Accounts	£17.25
Beebcalc Spreadsheet Analysis	£17.25
Beebplot	£17.25

N.B. All the above Gemini software is on tape.
For Disc Based (40/80 track) please add £3.

BOOKS (No VAT on Books)

30 Programs—BBC Micro.....	£4.95
30 Hour BASIC (BBC Micro).....	£6.00
36 Challenging Games for BBC Mic.....	£5.95
100 Programs for BBC Micro.....	£6.95
Cassette version of above.....	£10
6502 Application Book.....	£10.25
6502 Assembly Lang. Programming.....	£12.50
6502 Assembly Lang. Subroutines.....	£11.80
6502 Software Design.....	£10.50
A young persons guide to BBC Basic.....	£4.50
ACORN ATOM Magic Book.....	£5.50
Advance User Guide for BBC.....	£13.50
Advanced 6502 Interfacing.....	£10.95
Advanced 6502 Programming.....	£10.50
Assembly Lang. Programming for BBC.....	£8.95
Advanced Programming Techniques for the BBC Micro.....	£7.95
BBC Basic.....	£7.95
Assembly Lang. Prog. on BBC Micro.....	£7.40
Basic Programming on BBC Micro.....	£5.95
Basic Programming for BBC Micro.....	£5.95
BBC Forth.....	£7.50
BBC Lisp.....	£7.50
BBC Micro An Expert Guide.....	£6.95
BBC Micro Assembly Lang. Prog.....	£7.95
BBC Micro Disc Companion.....	£7.95
BBC Micro in Education.....	£6.50
BBC Micro Graphics and Sound.....	£6.95
BBC Micro ROM PAGING System Explained.....	£2.95
BBC Micro Revealed.....	£7.95
BBC Micro Instant Machine Code including Software Cassette.....	£34.00
Creating Adventure Programs on BBC.....	£6.95
36 Challenging Games for the BBC Micro.....	£5.95
Creative Graphics Cassette (Acornsoft). Has 36 graphics programs.....	£8.95
Creative Graphics on BBC Micro.....	£7.50
Complete Programmer for BBC.....	£5.95
Discover BBC Machine Code.....	£6.95
Discover FORTH—Osborne.....	£11.25
Easy Prog. for BBC Micro.....	£5.95
35 Educational Programs for BBC Micro.....	£6.95
Further Prog. for BBC Micro.....	£6.90
FORTH Programming (Sams).....	£12.50
Functional forth for the BBC Micro.....	£5.95
Games on your BBC Micro.....	£2.95
Games BBC Computer can Play.....	£6.95
Getting Acquainted/Acorn ATOM.....	£7.95
Graphic Art for BBC Computer.....	£5.95
Graphs and Charts (Cassette).....	£8.95
Graphics on BBC Micro.....	£6.95
Graphs & Charts on BBC Micro.....	£7.50
Intro to Micro Beginners Book (3 Ed.).....	£9.90
Introducing the BBC Micro.....	£5.95
Let your BBC teach you to program.....	£6.75
LISP.....	£9.25
Logo Programming.....	£8.95
Micros in the Classroom.....	£4.90
Practical Prog for BBC & ATOM.....	£5.95
Programming the 6502.....	£10.75
Programming the BBC Micro.....	£6.95
PASCAL.....	£9.25
Mastering VISICALC (Sybex).....	£11.95
Programming for Education on BBC.....	£5.95
Structured Prog. with BBC BASIC.....	£9.50
The BBC Micro Book, BASIC, SOUND & GRAPHICS.....	£7.40
Using Floppy Disks with BBC Micro.....	£5.95

NEW**DISC-FIX ROM**

The ROM is an integrated, menu-driven DISC MAINTENANCE PACKAGE. Using simple menu selections, with intelligible prompts for any input required, the user can recover data from damaged discs. Facilities include:—

- Full screen editing of sectors on the disc.
- Sectors can be found by file name or sector number.
- Files and sectors can quickly and easily be dumped to a printer for examination and possible subsequent modification.
- COPY; blocks of data can be copied from any point on the disc to any other point. Blocks can be as small as one byte and can be transferred anywhere in a sector.
- SEARCH: The disc can be searched for any string, starting and finishing at any designated sector.
- VERIFY: Any block of sectors can be checked for their validity.
- FORMAT: Any track or group of tracks can be individually formatted to Acorn or Watford OFS standard.
- INSERT: Allows the manual creation of new directory entries to allow "undeletion" of files.
- BACKUP: This is similar to normal OFS backup but allows recovery after a disc error. Completely compatible with both Acorn and Watford Disc Filing Systems. Instruction manual supplied.

Price £19.00**TINY PASCAL (in 16K ROM)**

PASCAL-T is capable of compiling source PASCAL into a compact very fast threaded-interpreters-code. Full editor and disc support are included. Comprehensive documentation supplied **£59**

EDUCATION Software

JUNIOR MATHS PACK (32K) £6.95
Makes learning fun for 5-11 year olds. This package consists of 3 programs (menu driven) that increase in difficulty as your child becomes competent. A very good supplement to standard educational methods.

MATHS TRANSLATIONS £5.50
This package explains how to translate Triangles and Quadrilaterals, moving these geometrical shapes on a grid. It goes step by step through the concepts and the matrix calculations involved. Excellent software.

WORLD GEDGRAPHY (32K) £7.00
Beautifully drawn Hi-Res colour map of the world illustrates and aids this graded series of tests on capital cities and populations of the world

WORDHANG £7.80
(Age 7-13). A word guessing program based on the well known Hangman game. Uses full colour graphics. Complete with 260 words and the facility save your own list of words.

WORLDWISE £7.80
(Age 7-15). Two constructive geography programs allowing children to build detailed data bases covering both the UK and the world. Encourages children to refer to atlas and reference books. Save the database anytime.

ANIMAL/VEGETABLE/MINERAL £4.95
(Age 7-13). Provides an opportunity for children to teach the computer to differentiate between objects. The program tries to guess the object the child has thought of, using personalised responses like Mmm... I am thinking.

BRITISH GEOGRAPHY £6.95
Teaches a child the locations of Cities and Ports using directional keys.

CAROUSEL £5.50
Aimed at junior school age. Sequences of colours and sounds teaches a child to concentrate.

HAPPY NUMBERS £7.80
(Age 4-6). No reading skills are required to use this colour graphics number recognition and counting program. Children build patterns of flowers corresponding to figures, quickly learning their significance.

INTRO TO ARITHMETIC £10.45
4 programs - Additions, subtractions, multiplications and divisions. Help stage, moving graphics and colours. Worksheet produced at the end of program. (5-7 years old).

BBC JOYSTICKS

Two versions available:

SINGLE: Player type **£7.00 each**
TWO: Player type **£11.50 per pair**

VOLTMACE'S DELTA 14 Hand-set

Highly acclaimed at the Acorn User show. This handset set is very reliable and versatile. For further details please see VOLTMACE's advert in this magazine.

Price: 'Delta 14' Hand set **£11.25**
ADAPTOR MODULE **£11.95**
TRANSFER PROGRAM **Tape £5.15**
Oisc £7.75

SURGE PROTECTOR Plug

Safely eliminates dangerous voltage surges. During a thunderstorm, a nearby lightning strike can induce high voltage spikes in the voltage supply or fluctuating loads can also result in transient overvoltages which if unchecked, lead to expensive data corruption/loss. Our surge protection plug will provide the necessary surge protection. Simply replace your standard 13Amp mains plug with the surge protection plug (which is almost the same size). Ideal for computers, Hi-Fi systems, Precision instruments, Fridge Freezers, etc. Max. surge current 2KAmp; Max. Voltage 250Volts.

Price: £9**BEEB SPEECH SYNTHESISER**

Simply the best!
Watford's very own speech System, Specially designed so that even a novice can make his BBC talk.

PHONEMES for word synthesis allows unlimited vocabulary. Software in ROM supplied with the unit. The system is built in a small plastic box. Very compact. Connects directly to the user port.

Price including Manual: £39**DISC EXECUTOR**

Oisc Executor is a sophisticated disc utility, designed for the BBC Micro, which allows you to transfer almost all of your tape software to disc. It will handle 'Locked' programs and allows you to load full length adventure type programs (i.e. up to 66E blocks) from disc in seconds rather than minutes.

Price £12**PLINTH FOR BBC MICRO**

Protect your micro from the weight of the heavy TV/Monitor. This sturdy plinth is attractively finished in BBC colour. It can be used to support a monitor or a printer. The micro slides underneath comfortably. A must for every BBC Micro owner, specially for those who have to move/open their computer frequently.

Price: £10 (carr. £1.50)**PLINTH FOR PRINTERS**

Keeps your desk tidy. Place the printer on the plinth and the paper underneath. Finished in BBC colour.

£10 (carr. £1.50)*Yes it's here...***BEEB PRINTER ROM***the ROM you have been waiting for!!!*

Are you fed up with not being able to unravel your printer manual and use all those features you paid for? Need sensible paging for use in the creation of booklets? Then you certainly need our Beeb Printer ROM.

A machine code printer utility in ROM.

* 'Single' key operations replace control code sequences for underline, front and size selection, paper movement, etc. Up to 30 come pre-defined, without effecting normal fn key usage.

*: Automatic fanfold page margins. Puts gaps in listings. PRINTed text etc to skip the folds. The gap size alternates to minimise paper wastage when using binders.

*: Form feed and related commands, made available on ALL printers. Can also provide a left margin.

*: User defined characters embedded within text are printed as on VDU.

*: Commands select option for GP100, STAR, NEC, MX/FX, LP VII/DMP100, DMP200. Operates with parallel interface printers and is turned on by *FX5,3.

*Supplied complete with Manual.***Price: £24**

(When ordering, please specify the make of printer you have.)

ATTACHE CARRYING CASE for BBC Micro

These Attache Carrying cases are attractively finished in mottled antique brown leatherette. An ideal and very safe way to carry your BBC Microcomputer. **£12 (£2 carr.)**

GAMES SOFTWARE (PROGRAM POWER)

ALIEN DESTROYER	£6.95
ANDERIOD ATTACK (C. Concept)	£6.95
CHESS	£6.95
COWBOY SHOOTOUT	£5.95
CROAKER	£6.95
Escape from Moobase ALPHA	£6.95
GALACTIC INTRUDER	£6.95
GALACTIC COMMANDER	£6.95
KILLER GORILLA	£6.95
LASER COMMANO	£6.95
MUNCHYMAN	£5.95
MASTERMINO	£4.95
MOONRAIDER	£6.95
MICRO BUOGET	£7.95
PENGO (Watford)	£7.75
SWOOP	£6.95
SEEK	£5.95
747 FLIGHT SIMULATION	£7.75

LEVEL 9 ADVENTURE GAMES

COLOSSAL AOVENTURE. The classical mainframe game "Adventure" with all the original puzzles plus 70 extra rooms.	£8.65
ADVENTURE OUEST. Through forest, mountains, desert, caves, water, fire, moorland and swamp on an epic quest vs tyranny.	£8.50
DUNGEON AOVENTURE. Over 100 puzzles in the Demon Lord's dungeons.	£8.50
SNOWBALL. Save a 7000 location colony starship in 2303 AD.	£8.50

Prices correct at the time of going to press.

MAIL ORDER AND RETAIL SHOP. TRADE AND EXPORT INQUIRIES WELCOME. GOVERNMENT AND EDUCATIONAL ESTABLISHMENTS OFFICIAL ORDERS ACCEPTED. CARRIAGE: Unless stated otherwise, please add 60p to all cash orders.

VAT: UK customers please add 15% VAT to the total cost incl. Carriage.

SHOP HOURS: 9.00am to 6.00pm. Monday to Saturday. (Ample Free Car Parking Spacas)

ACCESS ORDERS: Simply phone: Watford (0923) 50234. 124 Hours

WATFORD ELECTRONICS

Dept. Acorn, Cardiff Road, Watford, Herts, England.
Telephone: 0923 40588/37774. Telex: 8956095

USING GRAPHS

Stan Froco considers applications for undirected graphs

AT THE end of last month's article I left you the problem of how to find your shortest route once you had calculated its length using Dijkstra's method. The solution is simple. An array `p%` is declared with one member for each point in the graph being considered. Each element of this is used to hold the previous point, used on any shortest route to the element being considered. Thus `p%(3)` would hold the previous point on any shortest route to point 3.

This is updated after line 850 of the listing I gave last month. If `d%(nearest%) + c%(nearest%,j%)` is less than `d%(j%)`, then we can set `p%(j%)` to be `nearest%`. At the end of run `p%` will be complete. To find the route to, say, point 5 from point 1 we start at the end and work backwards. We look at `p%(5)` to find the point leading to it. We can then look for the point leading to this, and so on until we get to point 1. A small recursive procedure does this easily.

I will now consider another use of graphs, which has an important application within the computer industry. We saw last month that a graph consists of a number of vertices connected by a number of edges. A graph can be either undirected, in which case the distance from vertex `a` to vertex `b` is the same as the distance from vertex `b` to vertex `a`, or directed, in which case the distance between vertex `a` and vertex `b` can be different from the distance between vertex `b` and vertex `a`.

It can be seen that an undirected graph is a special case of a directed graph, in which any connected vertices can be thought of as being joined by two edges, one in each direction, both of the same length. It is sometimes also convenient to think of unconnected vertices as being connected by edges of infinite length.

Of the graphs 1, 2 and 3, figure 3 is special in that there is only one route between any two points. Such a graph is called a tree, and this is the type of graph

that I'll be considering here.

When designing electronic circuitry, it is often necessary to wire together a number of points on a circuit board. If the circuit is to handle high frequency signals it is often important that the points be connected only by one route to each other point. Cycles in the wiring could lead to problems such as signal corruption or oscillation. In the past this could be solved by hand, but the development of computers has led to a manifestation of the problem that needs mechanical assistance.

The back-plane of a large mainframe computer consists of a large array of hundreds or thousands of points which must be connected in complex circuits by thousands of wires. For obvious reasons the signals must not be corrupted, and so it is important that the wiring be designed with only one route to each point. It is also important that the wiring pattern should use as little wire as possible to reduce the cost and, more importantly, to cut down the room taken up by the wire.

Such a network of points connected each by only one route is, of course, a tree. A tree whose edges total the least possible length is called a minimum spanning subtree (MST). The graph in figure 4 is not a tree, but we can select some of the edges to build three trees, visiting all the vertices.

Of the three possible trees the second has a smaller total edge-length and so is the MST.

We can make a number of observations about trees. When we add an edge to a tree it ceases to be a tree and becomes cyclic.

We may remove any edge in the cycle to obtain a tree again (possibly a different one).

One way of constructing an MST is to find all the cycles and remove the component in each cycle which has the greatest length. We are then left with the MST.

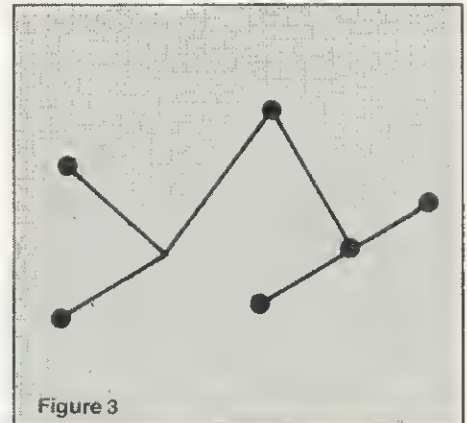
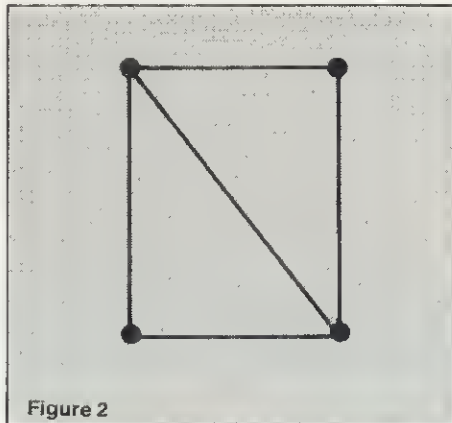
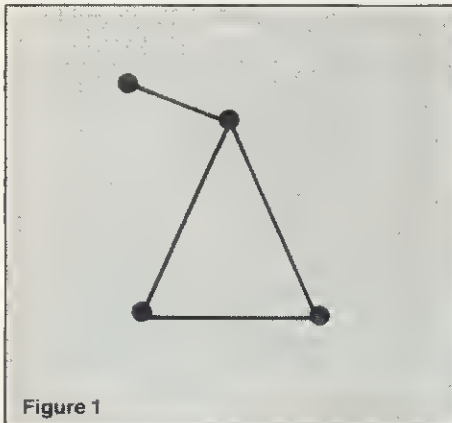
Another way is to start with a smaller MST that only uses some of the vertices in the graph. We can then make this bigger by adding edges to the other vertices, one at a time.

We must make sure that any edge we add has one end in the existing MST and one end not. The MST will then remain a tree. If we always add the shortest edge then the tree we obtain will also be an MST. This is called Prim's Method and is shown in listing 1. The simple MST we start with is just one vertex (I have used vertex 1). The graph I am using is shown in figure 5 (distances in brackets).

The graph is represented by an adjacency matrix `c%` set up from DATA at `data%` (lines 540-600). Since this is an undirected graph, distances in both directions are the same and are set up as such in lines 570 and 580. Unconnected points on the graph are set to infinity% apart, a distance much larger than any used elsewhere in the program and thus suitable as an approximation to infinity.


The calculation is handled by PROC-prim, which is generalised to handle graphs with any number of vertices (passed in `nvert%`). The array `u%` has one element for each point in the graph. The element is set to TRUE if the item is in the MST constructed so far. Each time round the main loop (lines 670-850) one more edge is added to the MST. The method to find the shortest edge to add is in lines 720-800 and involves two loops to look at all possible edges.

This is far from efficient; it is possible to make the program far faster by a subtler method of finding the shortest edge. For a start we could keep the edges in a list (*Acorn User August*) in order of length, and just scan down until we found the first one with one end in and one end out of the tree. I have chosen the method in the program instead because it is clearer and keeps the



M I C R O P O W E R M I C R O P O W E R

MICRO POWER ARE TOP OF THE CLASS!



... AND WE'VE WORKED HARD TO BE THE BEST! Micro Power are an official service and information centre, and we are major suppliers to Government and educational establishments, and stock the complete range of Acornsoft and Program Power software as well as a wide range of B.B.C. Micro and general computing books. Our expert staff are always on hand to provide advice and assistance in the relaxed atmosphere of our showroom.

COMPUTERS


Electron (Carriage £5).....	199.00
('Phone for availability)	
BBC Model B	399.00
BBC Model B with Disk Interface	469.00

MONITORS


Microvitec 14" colour	247.25
Microvitec 20" colour	343.85
Kaga 12" b & w	123.05

PRINTERS

Epson FX80	458.85
Epson RX80	342.70
Epson MX80 IIF/T	399.00
Olivetti Spark Jet	399.00
Seikosha GP100A	229.00
NEC PC8023	373.75
Parallel Printer Cable	15.50
Standard 10" tractor feed fanfold paper (per 1000)	9.20
Epson refill ribbons	3.39
Epson MX80 Dust Cover	4.50
Epson FX80 Dust Cover	4.50



FOUR FREE PROGRAM POWER CASSETTES WITH EVERY MODEL B



SPECIALISTS IN ECNET

DISK DRIVES


TEAC 40 track (100k)	228.85
TEAC 40 track (200k)	424.35
TEAC 80 track (200k)	327.75
TEAC 80 track (400k)	569.25
TEAC 80 track double sided (400k)	396.75
TEAC 80 track double sided double drive (800k)	711.85
TEAC CS55ES 40/80 track 100/200k (switchable)	374.90
TEAC CD55ES 40/80 track 200/400k (switchable)	626.75
TEAC connecting cable	17.25
Acorn 40 track (100k)	264.50
Acorn 80 track double sided double drive (800k)	803.85
Torch 80 track double sided double drive, 64k, Z80 & CPN operating system plus software	P.D.A.
Shugart 40 track (100k)	263.35
additional drive for above (100k)	163.30

ACCESSORIES

Concept Keyboard	79.35
Cable for above	20.70
Acorn Joysticks (pair)	13.00
Canvas cover for BBC	3.95
Vinyl cover for BBC	4.50
Complete upgrade	85.00
VIA chip	4.95
Buffer chip LS244	1.25
26-way connector	2.45
Disk interface (including fitting)	97.00
Econet Interface	70.00
3 C12 Cassettes	2.13
3 C15 Cassettes	2.24
3 C20 Cassettes	2.53
SS/SD Diskettes	2.88
DS/DD Diskettes	4.03
Wordwise	45.43
View	59.80
Speech Synthesiser	55.00
Beebpen	45.94
Kisho cassette recorder	19.95
Acorn BBC Recorder	29.90

CARRIAGE FOR ELECTRON £5, B.B.C. MODEL B, PRINTERS, MONITORS, DISK DRIVES, FREE. BOOKS AND SOFTWARE ONLY 65p PER ORDER.

Send an SAE for our complete listing of hardware, software and books. ACCESS and BARCLAYCARD welcome.



MAIL ORDER ADDRESS:
DEPT. AUT1
6/8a REGENT STREET
CHAPEL ALLERTON
LEEDS LS7 4PE
Tel: (0532) 663186 or 698343

SHOWROOM ADDRESS:
NORTHWOOD HOUSE
NORTH STREET
LEEDS LS7 2AA
Tel: (0532) 458800

MICRO POWER - PUT TO THE TEST WE'LL PASS WITH HONOURS!

M I C R O P O W E R M I C R O P O W E R

ARE YOU SERIOUS?

Ring to check
compatibility if you
are NOT using
Acorn DFS.
Hotline 06065
51374

STOP PRESS—REPLICA II NOW AVAILABLE (NOW COMPATIBLE WITH ACORN, PACE & WATFORD DFS)

In addition to the features below it also works with Acornsoft "locked" programs plus very long programs (HEX & EOO too 7BOO)

REPLICA II and THE KEY give you, the user, what you want. You have bought your disc drives and now want to take advantage of them, but most of your favourite software will not run with the disc interface and even if you are prepared to pay out for disc versions of everything you can't get them and if you have 80 track drives you might as well give up. If you know everything about the DFS, memory locations, saving procedures etc, you can probably save some of them onto disc. What's a half hour per program, and it only takes a few minutes to find, load and relocate it each time (if you can remember the sequence).

On the other hand you could buy REPLICA, enter a few details i.e. 1) program name, 2) number of sections, 3) CHAIN, *RUN or *LOAD 4) press play and then make a cup of tea whilst the program loads from cassette for the last time. When you return the program will be on the disc and shown in a menu under the name you gave it. There are now only two alternative storage methods required and one of them will work with most programs. There are some exceptions to REPLICA II but the number is insignificant. Many users have purchased 4 or 5 copies of REPLICA and it is now the recognised format that dealers use to display their software.

REPLICA II will now hold up to 16 programs on each disc, they can be erased if required and a new batch saved, but why not just buy another REPLICA and keep your programs on disc permanently (it only costs approx. £1.00 per program).

REPLICA II **£12.00** (state 40 or 80 track)

THE KEY

THE KEY provides you with the facilities that should have been included in the Disc Filing System and also helps you reach the parts other discs can't reach. This new version of THE KEY has been made compatible with ECONET at the request of many schools, colleges and universities. The whole program has been turbocharged and the facilities are:

- 1) FORM40 – now much faster.
- 2) FORMBO – now much faster.
- 3) BACKUP – has that effect on some people because it allows even most of the protected discs to be backed up – faster too.
- 4) EDITOR – display, read and alter sectors, even if you can't list the program. Highlight any byte whilst searching, make additional searches, edit bytes – now allows entry in HEX or ASCII and in string format. Dump a sector to printer, file pointers etc etc. You can now see how data is stored on a disc and alter it if you wish. Of course, it's also faster.
- 5) RETRIEVE – don't despair when you have a corrupted disc or if a program is accidentally deleted, using RETRIEVE your worries are over.

With so much from one utility it is no wonder that THE KEY is outselling programs that cost the same but provide far less.

THE KEY **£12.95** (state 40 or 80 track)

GRAFKEY/GRAFDISK

The first and best CAD program for the BBC Micro. Used in education, business, art, video etc. Recommended by LASERBUG, BBC MICRO USER, PCW, SOFT and thousands of satisfied users (see earlier issues of BBC Micro User for screen pictures). In a comparative review of the major CAD programs PCW said: "Considering the options it is by far the best value". Need we say more, if you need a graphics utility then this is it.

GRAFKEY (joystick & keyboard) **£9.00**
GRAFDISK (state 40 or 80 track) **£12.95**

SHADOW

A tape cloning program that will enable you to make security back ups of your valuable cassette based software.

SHADOW works with 99% of all known programs including those with "locked" sections or those containing 300 BAUD sections. Handles programs of any length and works with any operating systems.

SHADOW is the definitive tape backup system. Also on the same tape is a very useful program called "INSPECTOR" which allows the user to page through memory, search for a string, etc.

BOTH PROGRAMS **£8 incl.**
(This program for personal use only).

JOYSTICK UTILITY

Converts non-joystick programs to work with joysticks. Works with any program using INKEY(-), which applies to most programs. Easy to use, just press the keys you want to transfer. Supplied on cassette but can be transferred to disc.

CASSETTE **£6.00**

SINGLE KEY ENTRY Requires 1.2 O.S.

A very useful utility that provides single key input of 66 key words. Just like having 66 function keys. Compatible with issue 1 & 2 basic and discs.

CASSETTE **£5 inclusive**

JOYSTICKS

Pair of fully proportional
joysticks of compact and
handy size

£17.95



EDUCATIONAL CORNER

(for the 5-11 age group)

THE GARDEN – 3 programs with superb graphics. Covers: colours, spelling and understanding. Cassette **£8.00**

COUNTING – robots, rockets, flowers, etc. Excellent graphics, good range. Cassette **£6.00**

MATCHING – 4 programs covering numbers, words, shapes and patterns. Cassette **£7.00**

HUE-MEN – A superb teaching-aid, using animation techniques in Mode 7. A hit with adults and children alike. Cassette **£6.00**

And now **SHAPE MEN** using the same techniques. This is the second in an integrated approach to teaching. **£6.00**

INTRD – A simple programming language which uses the immediate visual response of "Turtle" graphics to introduce a number of programming concepts and techniques. Cassette (and 9 page manual) **£10.00**

PROGRAMMERS

We are constantly seeking new and interesting programs. Why not send yours for appraisal? You have got nothing to lose but much to gain – So why not send your program today? 40 track disc if possible or two copies on cassette. In some cases we will even provide disc drives against future royalties.

CLARES MICRO SUPPLIES



DEPT. AU.12
98 MIDDLEWICH ROAD, NORTHWICH,
CHESHIRE CW9 7DS.
TEL: (0606) 49511

All prices inclusive of
VAT + Carriage – No Extras.



program short. I leave it as an exercise for the reader to improve it. Having found the shortest edge, it is added to the MST.

This is not the only way of solving the problem. Kruskal's method works by building several small MSTs and linking them together. Like Prim's technique it is well described in Aho, Hopcroft and Ullman's book *Data Structures and Algorithms*, published by Addison-Wesley. This is sometimes to be preferred for large

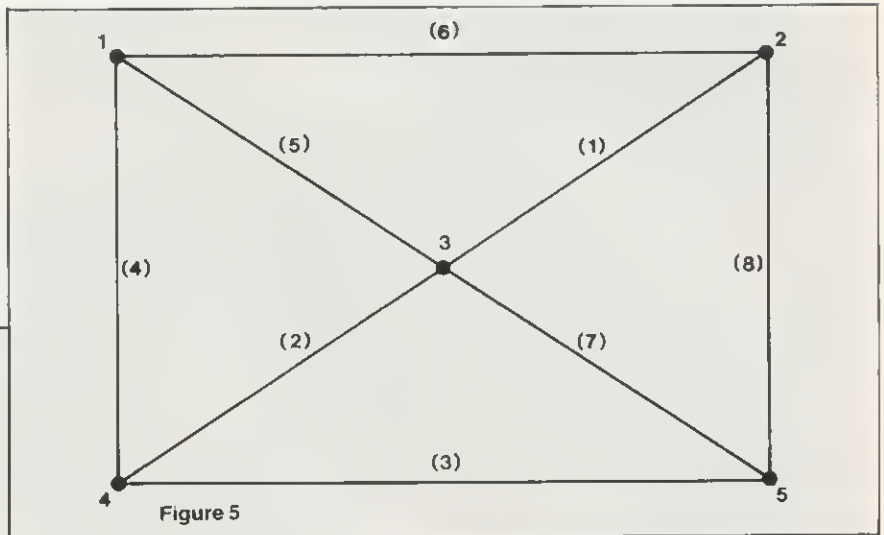
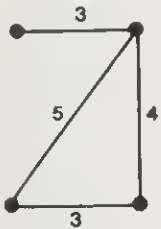


Figure 5

The graph



The trees

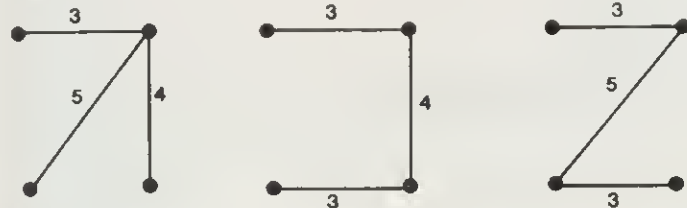


Figure 4

problems of this nature, such as those sometimes encountered in integrated circuit design.

In these two articles I have looked at only two of a very large number of programming techniques that use graphs. I'll come back to them in the future, but next month I'll look at how to measure the effectiveness of a particular method of solving a problem, and give examples of real-life problems that can be solved using some of the techniques I have described so far. ●

Listing 1. Prim's Method demonstrated


```

10REM.....
20
30REM   A program to demonstrate Prim's algorithm for finding MST's
40
50REM.....
60
70now% = TIME
80
90PROCprim (5, 200)
100
110PRINT "The following edges comprise the MST:"
120FOR i% = 2 TO 5
130  PRINT "(" ; t%(i%, 1) ; ", " ; t%(i%, 2) ; ")"
140  NEXT i%
150
160
170PRINT "Time taken: " ; TIME - now% ; "cs."
180END
190
200DATA 1, 2, 6
210DATA 1, 3, 5
220DATA 1, 4, 4
230DATA 2, 3, 1
240DATA 2, 5, 8
250DATA 3, 4, 2
260DATA 3, 5, 7
270DATA 4, 5, 3
280DATA 0, 0, 0
290
    
```

```

300REM*****
310
320REM  PROCprim finds the MST, from a graph with nvert% vertices, and
330REM  adjacency matrix read from DATA at data%. This particular version
340REM  is slower than it could be because of the simple way it finds the
350REM  shortest edge (the two inner loops). This could be replaced by a
360REM  single loop, and a different way of holding the information in the
370REM  adjacency matrix.
380
390REM*****
400
410DEF PROCprim (nvert%, data%)
420  DIM u%(nvert%)
430  DIM t%(nvert%, 2) :REM One for each end of an edge
440  DIM c%(nvert%, nvert%) :REM The adjacency matrix
450
460  infinity% = 10000 :REM much larger than any distance we shall use
470
480  FOR i% = 1 TO nvert%
490    FOR j% = 1 TO nvert%
500      c%(i%, j%) = infinity% :REM reset the matrix
510    NEXT j%
520  NEXT i%
530
540  RESTORE data% :REM get the data
550  READ i%, j%, temp%
560  REPEAT
570    c%(i%, j%) = temp%
580    c%(j%, i%) = temp%
590    READ i%, j%, temp%
600  UNTIL i% = 0
610
620  FOR i% = 2 TO nvert% :REM Clear the table of edges in the MST
630    u%(i%) = FALSE
640  NEXT i%
650  u%(1) = TRUE :REM Just one in the tree
660
670  FOR i% = 2 TO nvert% :REM put the rest in the tree
680    lu% = -1 :REM end of shortest edge in the MST
690    lnotu% = -1 :REM end of shortest edge not in the MST
700    least% = infinity% :REM length of the shortest edge
710
720    FOR j% = 2 TO nvert% :REM possible edges not in MST
730      FOR k% = 1 TO nvert% :REM possible edges in MST
740        IF NOT (u%(k%) AND (NOT u%(j%))) THEN GOTO 790
750
760        REM the edge has one end in and one out of the MST
770
780        IF c%(j%, k%) < least% THEN
790          lu% = k% : lnotu% = j% : least% = c%(j%, k%)
800        NEXT k%
810      NEXT j%
820    t%(i%, 1) = lu% :REM put in the tree
830    t%(i%, 2) = lnotu%
840    u%(lnotu%) = TRUE
850  NEXT i%
860  ENDPROC

```



DRIVE YOURSELF TO DISTRACTION

WITH A **BBC** BUGGY

Trying to determine the limitations of the BBC Buggy is a task which will drive you to distraction. So sit back and accept the fact that your BBC Micro computer (Model B) controlled Robot will provide you with hours and hours of stimulating entertainment.

This rugged little vehicle which has been designed in conjunction with the BBC Computer Literacy Programme and featured in the television series 'Making the most of the Micro' is built from an easy to assemble mechanical construction kit, complete with all necessary cables, software and instructions.



The Buggy's software which is based on the 'building block' principle consists of 12 robust application programs and one familiarisation program all of which feature full graphics.

Take a trip into the future without ever leaving your key-board - drive a BBC Buggy.

PROGRAMS

Test and familiarisation.

Switch - direct computer control.

Memory Switch - demonstrating computer memory.

Routeplanner - advanced version of Snail.

Recorder - route display.

Snail - screen route planning.

Explore far wall - mapping of boundaries.

Explore for object - seeks objects, defines shapes, returns home.

Bar Code Routeplanner - non-keyboard information input.

Tin Pan Alley - composing music by bar codes.

Man vs Buggy - 'Flying blind'.

Sunseeker - seeking a light and negotiating obstructions.

Line Follower - black or white line following.

The BBC Buggy is available from Acorn/BBC dealers and other major outlets.



ECONOMATICS

Send me the
BBC Buggy at

£189.00

inc. VAT, packing and postage

Name

Address

I enclose cheque/PO or debit my Access account (delete as necessary)

Card No.

Signature

Goods despatched within
7 days of receipt of order

Economatics (Education) Ltd., 4 Orgreave Crescent, Dore House Ind. Estate, Handsworth, Sheffield S13 9NQ. Tel: (0742) 690801

PRINTERS:



We have selected a range of printers that will meet most requirements.

SEIKOSHA—ranging from a low-cost utility printer, right up to an advanced four-colour printer.

EPSON—the high quality dot-matrix printers that set the standard in the industry—versatile printers that provide the optimum in performance

& reliability. The RX80/FT provides all standard printing & graphic functions, (single sheets & perforated paper), with the de-luxe FX80 giving in addition proportional printing, italics, programmable characters etc. The FX100 also allows the use of 15" wide paper. The **JUKI** daisywheel provides a quality normally found in printers costing far more.

Printer cables; interfaces, ribbons, paper etc. are all normally available from stock.

DISC DRIVES:

Our disc drives are supplied ready to connect to your BBC, & come complete with all necessary cables, formatting disc, manual etc. Our switchable disc drives give the user flexibility, by allowing access to both 40 & 80 Track discs. Our 40/80 Track switching module can be simply attached to your standard 80 track drives, thereby vastly increasing their versatility. We also have a full range of discettes, variety of disc storage cases, disc-drive cables. The **Floppiclone** head cleaning kit, is the ideal way to ensure optimum performance of your drives. The use of disposable cleaning discs eliminate the risk of recontamination and abrasion, and ensure continuous data capture and transmission.

TORCH Z-80 Pack:

Your BBC computer can be converted into a business machine at a cost slightly higher than a 800K disc drive. The Torch pack with twin disc drive and a Z80A processor card greatly enhances the data storing and processing capability of the computer (NOTE: In BBC mode the disc pack functions as a normal BBC drive). Z80A card comes with 64K of RAM and a CP/M compatible operating system in ROM. The system is supplied complete with a BBC owner's user guide, a System/ Demo disc, a PERFECT software package and COMANEX, a business management game. The PERFECT software package comprises of a DATABASE, CALC, WORD PROCESSOR and SPELLER commercially valued at over £1000. We are now supplying a Utility that enables software on 40 Track discs to be transferred to 80 Track discs.

AVAILABLE FOR THE FIRST TIME—The TORCH Z80 SECOND PROCESSOR CARD for those who already have suitable disc drives. The card is supplied with all the free software as detailed above, presenting a very attractive package. TABS Software—specifically configured for the Torch pack are ideal for the small business user.

SANYO DR101

Data Recorder. An advanced data recorder that consistently achieves superior performance.

ACORN COMPUTER SYSTEMS

BBC Model B	£348.00a
BBC Model B + Econet	£389.00a
BBC Model B + DFS	£409.00a
BBC Model B + DFS + Econet	£450.00a
Acorn Electron	£173.00a
BBC Teletext Receiver	£195.00a
BBC Dust Cover	£4.00a
Pair of Joysticks	£11.70c

TORCH Z80 SYSTEM

TORCH Z80 Disk Pack	£730.00a
TORCH Z80 2nd Processor Card	£375.00a

UPGRADE KITS

A to B Upgrade Kit	£65.00d
Installation	£15.00
DFS Kit	£84.00d
Installation	£15.00
Econet Kit	£45.00d
Installation	£7.00
Speech Kit	£47.00d
Installation	£10.00

ECONET ACCESSORIES

Printer Server Rom	£41.00c
File Server Level 1	£86.00c
File Server Level 2	£216.00c
Clock + 2 Terminators	£85.00b
Econet User Guide	£10.00d
	No V.

BBC FIRMWARE

1.2 Operating System	£7.50
Basic II Rom	£32.00c
View Word Processor Rom	£52.00c
Wordwise W/P Rom	£32.00c
Beebpen W/P Rom	£29.00c
BCPL ROM + Disc	£87.00c
Pascal-T ROM	£44.00c
Disc Doctor Utility Rom	£30.00c
Termi Emulator Rom	£29.00c
Beebcalc Spreadsheet Rom	£32.00c

BBC ANCILLARY HARDWARE

EPRom Programmer	£79.50b
Smartmouth Speech Synthesiser	£37.00b
RH Light Pen	£39.50b
"Time-Warp" Real-Time	£39.50b
Clock/Calendar	£29.00b

PRINTERS & PLOTTERS

EPSON FX-80	£350.00a
EPSON RX-80 FT	£270.00a
EPSONEX 100	£556.00a
NEC PC80 238E-N	£310.00a
SEIKOSHA GP100A	£170.00a
SEIKOSHA GP250X	£199.00a
SEIKOSHA GP700A Colour	£375.00a
JUKI 6100 Daisy wheel	£365.00a
MCP40 Col. Printer/Plotter	£129.00a
GRAPHICS Plotter	£270.00a

Accessories:

Parallel Printer Lead	£10.00d
Serial Printer Lead	£8.00d
Epson Serial Interface 2K	£60.00d
Epson Serial Interface	£50.00d
NEC Serial Interface	£42.00c
Epson Paper Roll Holder	£17.00c
EX-80 Tractor Attachment	£37.00c
PAPER Fanfold 2000 sheets	£13.50b

COLOUR/GREEN MONITORS (leads incld)

Microvitec 1431 14" RGB Std Res	£215.00a
Microvitec 1451 14" RGB Med Res	£345.00a
Microvitec 1441 14" RGB Hi Res	£440.00a
Microvitec 2031 20" RGB Std Res	£287.00a
KAGA Vision I 12" RGB Std Res	£230.00a
KAGA Vision III 12" RGB Hi Res	£385.00a
KAGA 12" Green Hi Res	£106.00a
SANYO DM8112CX 12" Green Hi Res	£39.00a
KAGA RGB Lead	£6.50b
BNC Green Screen Monitor Lead	£3.50b

BBC COMPATIBLE 5.25" DISC DRIVES:


(All include cables, manual + format disc)	
100K (40 Track)	£150.00a
100K (40 Track) with psu	£185.00a
200K (40/80 Track)	£215.00a
200K (80 Track) with psu	£260.00a
400K (80 Track OS)	£240.00a
2x100K (40 Track) with psu	£335.00a
2x200K (40/80 Track) with psu	£440.00a
2x400K (80 Track OS) with psu	£490.00a

Accessories:

40/80 Track Switching Module	£30.00c
Single Disc Cable	£6.00d
Double Disc Cable	£8.50d
DISCS 40T SS/DO Pkt of 10	£15.00c
DISCS 80T SS/DO Pkt of 10	£24.00c
DISCS 40T DS/DO Pkt of 10	£18.00c
DISCS 80T DS/DO Pkt of 10	£26.00c

ALL PRICES EXCLUDE VAT. Please add carriage 50p

COLOUR GRAPHICS PLOTTER:



This robustly built 3-colour graphics plotter provides both versatility & precision. The carriage can be moved with an accuracy of 0.025cm. over an area the size of A4 paper. The plotter bed can accept paper & far thicker materials, at sizes of up to A3. The basic plotter carries three pens each of which is software selectable. Optional accessories that can be fitted include: Scriber, miniature drill, router, and optical sensor for scanning. This versatile plotter can provide an endless source of creative ideas.

Our in depth stocks allow us to offer immediate deliveries on most items and our aim is to provide the best available products at competitive prices. In addition to the items listed above we carry extensive stocks of: connectors, connector assemblies, components including TTLs, CMOS, RAMs, EPROMs and CPUs. Spares for the BBC computers are normally available from stock. Orders from government departments, public bodies, hospitals, schools, colleges, universities and recognised PLCs welcome. We specialise in world wide exports. No VAT on exports and freight. Our specially negotiated freight charges to many countries ensure the customer considerable savings on charges.

Everything you need for your BBC Computer

Plus friendly service and professional advice

FLOPPICLENE Drive Head Cleaning

Kit	£14.50c
Disc Library Case	£2.50d
Disc File Case 30/40	£8.00c
Disc Lockable Case 30/40	£16.00c
Disc Lockable Case 60/70	£30.00b

EPROMS:

2764-250ns	£5.00
27128-300ns	£18.00
27128-250ns	£22.00

SOFTWARE:

GEMINI BUSINESS including Database Mail-List, Beebac, Beeplot, Stock-Control, Home Accounts, Above on Cassette	
Above on Disc	£17.25
CashBook on Disc	£20.25
Final Accounts on Disc	£52.00
Cashbook/Final Accounts both	£82.00
GEMINI Leisure - Full Range	
TABS BUSINESS SOFTWARE FOR TORCH	
Sales Ledger (CP/N)	£99.00
Purchase Ledger (CP/N)	£99.00
Mailing List (CP/N)	£99.00
ACORN/SDFT - Full Range	
ACORN LANGUAGES including BCPL, LISP	
FORTH with Manuals	
BCSDFT - Full Range	
PROGRAM POWER - Full Range	
ACORN/SDFT (Electron) - Full Range	

CASSETTE RECORDERS:

SANYO DR101 Data Recorder	£34.00b
BBC Tape Recorder	£28.50b
Cassette Lead	£3.00d
HOBBIT Floppy Tape	£135.00b
HOBBIT Zero Memory Option	£25.00d
Computer Grade C-12 cassette	£0.50d
Computer Grade Cassette 10 off	£4.50c
Phillips Mini-data cassette	£3.00d

BBC BOOKS (NO VAT) p&p £1.50/book

Advanced User Guide (p&p £2)	£12.95
Advanced 6502	£10.25
CP/M Handbook	£10.75
Micros Interfacing Techniques	£13.05
Programming the 6502	£9.75
6502 Applications	£9.75

BBC Computer Books

Assembly Lang Prog for BBC	£8.95
Assembly Lang Programming on BBC Micro	
by Ferguson and Shaw	£7.95
Basic Prog for BBC	£5.95
BBC an Expert Guide	£6.95
Micro Revealed	£7.95
Easy Programming on BBC	£5.95
Further Programming on BBC	£5.95
Games BBC Computer Play	£6.95
Introducing BBC Micro	£5.95
Let Your BBC Teach You	£5.45
Programming The BBC	£6.50
30 Hour Basic	£5.95
35 Educational Programs	£6.95
BBC Sound & Graphics	£7.95
Creating Adventure Programs	£6.95
Discovering Machine Code	£6.95
Structured Programming	£6.50
Assembly Language Shiva	£7.95
6502 ALP	£12.50
6502 Using the 6502 Ass Lang	£14.50
6502 Machine Code for Beginners	£5.95
6502 Software Design	£10.25
BBC Basic (Melbourne)	£7.95
ALP on BBC Addison	£7.95
BBC Graphics and Sound	£6.95
Advanced Prog Techniques	£7.95
Advanced User Guide (p&p £2)	£12.95
Programming the Z80	£12.10
Forth Acorn	£7.50
Using Floppy Disk with the BBC Micro	
Computer Cumana	£10.00
BCPL User Guide Acorn (p&p £2)	£15.00
LISP Acorn	£7.50
Creative Graphics Acorn	£7.50
Graphs and Charts Acorn	£7.50
The Friendly Computer Book BBC	£4.50
Beyond Basic BBC	£7.25
Info View BBC for Word Processor	
Acorn	£2.50
6502 Books	
Advanced 6502 Interfacing	£10.95
Electron	
Start! Programming with the Electron	£7.95
Assembly Language Programming on the Electron	£7.95
The Electron Book	£7.95
Basic Sound and Graphics	
6522 Book	£3.25

EPROM PROGRAMMER:

A fully self-contained mains-powered eprom programmer housed in an attractive finished case. It is able to program 2716, 2732/32A, 2764 & 27128's in a single pass. It is supplied with vastly superior software when compared to any currently available similar programmer. In addition to normal eprom programming, you are now able to load your favourite basic programs onto eprom.



* **Menu Driven Software provides user friendly options for programming the eprom with:**

- Basic programs.
- Ram resident programs.
- Any other program.

* Programmer can read, blank-check, program & verify at any address/addresses on the Eprom.

* Personality selection is simplified by a single rotary switch.

* Programming voltage selector switch.

* Full Editor with ASCII Disassembler, allowing direct modification of memory data in HEX or ASCII.

* Continuous display of time left for completion of programming.

* Continuous display of current addresses as they are being programmed.

The programmer comes complete with cables, software & operating manual.

RH LIGHTPEN:

The Acorn-approved superior design, with a programmable 'push tip' switch, status indicator LED and an interface box. Supplied complete with manual, full software and basic demo programs. Colour graphics programs will be available separately.

MONITORS:

MICROVITEC—a range of British Made DTI/ACORN approved Std/Med/Hi-resolution RGB colour monitors that have a consistent, reliable performance. The KAGA range provides a similar performance in 12" screen format. Our Japanese manufactured Hi-Res green screen **SANYO** is an ideal solution for high clarity 80 column text display. The **KAGA** green screen, with its 'chemically etched' anti-glare screen for the discerning user. All monitors are supplied with suitable leads at no charge.

'TIME-WARP' REAL-TIME-CLOCK/CALENDAR:

A low cost unit that opens up the total range of Real-Time applications. With its full battery backup, possibilities include an Electronic Diary, automatic document dating, precise timing & control in scientific applications, recreational use in games etc—it uses are endless and are simply limited by one's imagination. Simply plugs into the user port—no specialist installation required—No ROMS. Supplied with extensive applications software.

unless indicated as follows: (a) £7 (b) £2.50 (c) £1.50 (d) £1.00

EPROM ERASERS

UVIT Eraser with a built-in timer and mains indicator. £59 + £2 p&p.
UV1 but without the timer. £47 + £2 p&p.

SMARTMOUTH:

WITH AN INFINITE VOCABULARY—A ready built speech synthesiser unit, allowing the creation of any English word, with both ease and simplicity, while, at the same time being very economical in memory usage. You can easily add speech to



most existing programs. Due to its remarkable infinite vocabulary, its uses spread throughout the whole spectrum of computer applications—these include industrial, commercial, educational, scientific, recreational etc. No specialist installation—simply plugs into the user port—and due to the simple software, no ROMS are needed. SMARTMOUTH is supplied with demo and development programs on cassette, and full software instructions.

MAIL ORDERS TO: 17 Burnley Road, London NW10 1ED
(Tel: 01-452 1500, 01-450 6597 Telex 922800)

SHOPS AT: NW London: 15 Burnley Road, London NW10 1ED
(Dollis Hill 2 mins walk, ample car parking space)

West London: 305 Edgware Road, London W2. Tel: 01-723 0233
(Near Edgware Road)

TECHNOMATIC LTD.

All prices exclude carriage & VAT. Please add carriage as indicated and add 15% VAT to the total order value. For fast delivery telephone your order quoting VISA or Access card or official order number. (Minimum telephone order £5).

Probably the best all round full colour monitor for less than £200

Recommended for use with the BBC
and the majority of small micros

(Approved by the 'Test Bureau' for use in education)

- * SUPERB GRAPHIC RESOLUTION
- * UNIQUE GREEN TEXT OR FULL COLOUR OPTION
- * COMPOSITE/RGB INPUTS
- * SPECIFICALLY DESIGNED TO DISPLAY THE OUTPUT FROM MICRO COMPUTERS
- * SOUND WITH BUILT-IN SPEAKER AND VOLUME CONTROL
- * ATTRACTIVELY DESIGNED METAL CASE IN BBC MICRO COLOURS
- * CARRYING HANDLES FOR GREATER PORTABILITY
- * FULL 12 MONTH GUARANTEE

£199.95 + VAT & CARRIAGE



NOVEX[®]

TRADE MARK REGISTERED BY
NOVEX ELECTRONICS CO. LTD. HONGKONG & NOVEX U.K. LTD.

The 1414 is the latest in a complete range of monitors including the top-selling D.O.I. approved 12/500 MAG monitor.

NOVEX MONITORS are available through
D.G. LEISURE CENTRES and Dealers Nationwide.

Dealer enquiries welcome
IMMEDIATE STOCK AVAILABLE FOR CHRISTMAS

For further details and stockists of the NOVEX MONITOR range please complete and return to:

DISPLAY DISTRIBUTION Limited, 35 Grosvenor Road,
Twickenham, Middx. Tel. 01-891 1923/1513 Telex 295093

Name.....

Address.....

.....

.....

Joe Telford outlines stacks and their influence on the BBC micro

BASIC STACKS

A 'STACK' is a data structure to which items can be added and deleted only from one end. Figure 1 shows a common stack - plates piled on top of one another. In this case the last plate on the stack must be the first one off, and the stack can only be accessed from the top. Because the number of plates is variable, the position of the top of stack varies too. If we add too many plates the stack will become unmanageable, so we must be careful to let the size of our stack of plates vary within the bounds of our stacking system.

Stacks are implemented on the BBC micro, but normally they are controlled by the operating system, and look after the sequence of returns from subroutines and procedures. To implement a stack in Basic, we turn to another data structure, a 'list'. Figure 2 shows a list of 10 items which we will call our stack.

The bottom of the stack is item 0 and the maximum size of the stack is 10 items, ie when item number nine is entered, no further entries will fit onto the stack. This condition is called an 'overflow'. If we take items away from the stack we will eventually be left with nothing on the stack. If we still try to reduce the level of the stack, we will cause an 'underflow'. Because the top of the stack varies up and down between 0 and 9, we need to know where the top is at any time. To do this we use a 'pointer' which contains the item number of the last addition to the stack.

Applications of stacks include stack-based computer languages such as Forth (available for the BBC micro) as well as mathematical applications using Reverse Polish Notation. RPN is particularly interesting as it forms the basis of number manipulation techniques used in Forth. Because it can be easily applied to stacks, RPN calculations are very fast.

Our normal technique of handling arithmetic is to scan from left to right across an expression and handle operators in order of importance, for example multiplication

has precedence over addition so that in the example:

$$2 + 3 * 7 - 3$$

We perform $3 * 7 = 21$ before the other items, giving us $2 + 21 - 3$ which we add from left to right to give a final answer of 20. In RPN we start with a stack content of 0, so the same expression would look like:

$$0) 2 + 3 * 7 - 3$$

Where the 0 is already on stack.

The sequence of operations is strictly from left to right and each operation refers to the two items at the current top of stack.

1. 2 is placed on the stack.
2. + causes $2 + 0 = 2$ (left on stack).
3. 3 is put on the stack.
4. * causes $2 * 3 = 6$ (left on stack).
5. 7 is put on the stack.
6. - causes $6 - 7 = -1$ (left on stack).
7. 3 is put on the stack.

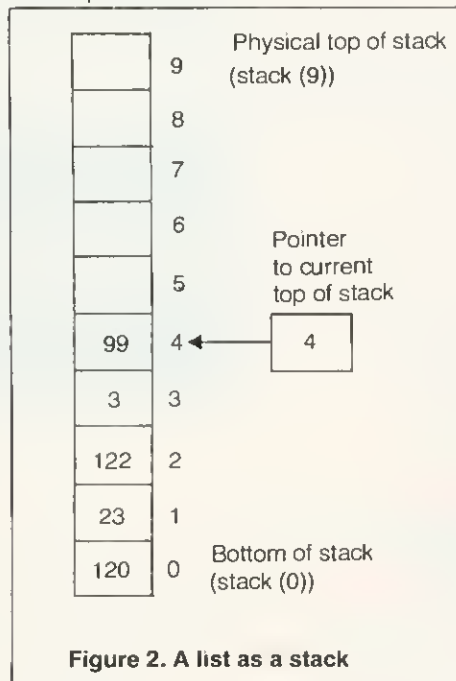


Figure 2. A list as a stack

Nothing happens now because there is no operator after the 3. RPN will go no further with the calculation. Figure 3 demonstrates the condition of the stack at each stage.

It is valuable to be able to demonstrate the use of stacks with examples, because this prepares us for learning Forth-type languages. Because of the structures of BBC Basic, we can implement a simple stack. As our implementation is graphic in nature, we will call it a stack simulation. Program 1 contains the complete stack simulator.

Type the program in and run it. A Plate Well appears in which the number 0 is item 0 on the stack. The word INPUT >> invites us to type either a number, or an operator selected from '+-*/'. Numbers will be added on to the stack while operators will combine the top two numbers and leave only their result on the stack. Errors are trapped within the program and reported to the user. The program also demonstrates the accuracy of the micro, particularly with small numbers. The escape key will conclude the program.

The body of the program is made up of the two lines 10 and 20. They call the 'setup' procedure, then repeatedly call the 'input' procedure.

PROCsetup clears the screen, prints the title, dimensions space for the stack (list) then draws the plate well. It sets the pointer to location 0 of the stack, and initialises this stack item to contain 0. It calls the 'print-stack' procedure.

PROCprintstack erases the stack on the screen and prints out the values of the stack contents, provided they exist (ie they are not ""). It also prints the stack pointer to the right of the plate well.

PROCinput prints the input prompt, and waits for any input other than just the return key. It clears the error line, then checks to see if an operator has been input. If one has, it calls the 'operator' procedure. If not, it checks for a number. If a number has been input it calls the 'onstack' procedure.

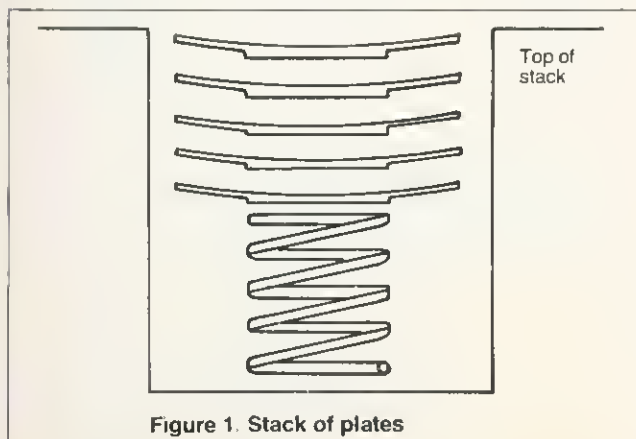


Figure 1. Stack of plates

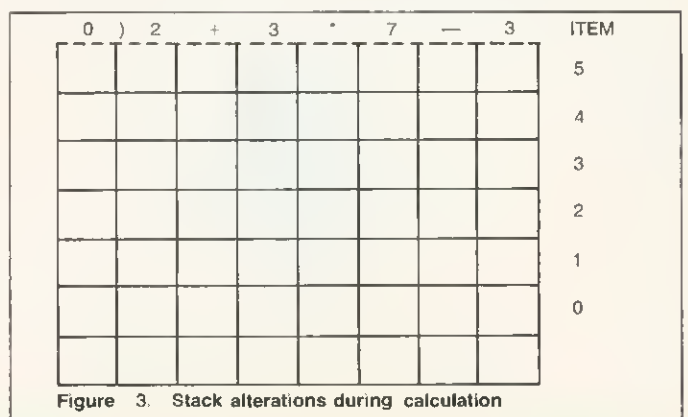



Figure 3. Stack alterations during calculation

Forget
Cassettes



Viglen



There's only one important name in specially designed Computer supplies

★ ★ ★ ★ ★ ★ ★ ★ ★ ★ ★ ★ ★ ★ ★ ★
★
★ **SPECIAL OFFER** ★
★
★ ★ ★ ★ ★ ★ ★ ★ ★ ★ ★ ★ ★ ★ ★ ★

Disc Drive + Interface
£199.95 inc VAT

Package consists of

- 1 Disk Interface (DFS) with fitting instructions (or call at factory for FREE fitting)
- 2 100K Disk Drive cased with ALL LEADS (colour matched to BBC computer)
- 3 User Guide
- 4 Formatting Disk
- 5 No extras—Ready to Use



Viglen

proudly present
THE ONLY
SPECIALLY DESIGNED



TOTAL CONTROL CONSOLE

- Keeps your hardware clean and tidy
- Accommodates officially approved monitor
- Wire tidy—no messy cables
- Tuck away your computer when not in use
- Easily transportable
- Dimensions 20" wide, 16" deep and 8½" high
- Console Unit + power supply **£70**
- Colour matched to the BBC Micro Console **only £35**
Plus 15% VAT

Please phone for any special requirements, such as cooling fans, switches, sockets etc

VIGLEN Computer Supplies

UNIT 7, TRUMPERS WAY
HANWELL, LONDON W7 2QA
Telephone 01-843 9903



OPEN MON-FRI 8 am-5.30 pm
SAT 9 am-5.30 pm



See full page Viglen advert for order form

If an illegal character has been entered, it calls the 'err' procedure.

PROCconstack checks for an overflow, which would occur if the pointer is at item nine. If an overflow occurs, it calls the 'err' procedure. If not, the pointer is incremented and the number entered is stored at the new top of stack.

PROCoperator checks for an underflow which would occur if the pointer is at item 0. If this occurs the 'err' procedure is called. If not, the top two items are combined according to the operator entered. The top stack item is then deleted, the pointer decremented, and the result is placed in the new top of stack.

PROCerr is used to print error messages at the bottom of the screen. It emits a 'beep' to alert the user to errors.

Although the 'input' procedure governs much of what goes on in the simulator, it is the 'operator' procedure which controls the stack. If we make new commands legal by adding them to the INSTR of line 3010, they will be passed through to the 'operator' procedure. A particularly useful extra command might be 'POP' as in 'pop the top item off the stack'. To achieve this command, we rewrite line 3010 to say:

```
3010INPUT TAB(8,15):" "in$:
UNTILin$>" "A=INSTR("+-*/",in$)
```

Then we must alter the 'operator' procedure to match.

```
5020IFop$<>"P"stack$(pointer-1)
=STR$(
EVAL(stack$(pointer-1)+op$+stack$(
pointer)))
```

```
10 MODE4:PROCsetup
20 REPEAT PROCinput:UNTIL FALSE
30
1000 DEFFROCsetup:CLS:PRINTTAB(10,2)"Stack
Demonstration":DIMstack$(9)
1010 MOVE0,480:DRAW448,480:DRAW448,150:
DRAW960,150:DRAW960,480:DRAW1280,
480
1020 pointer=0:stack$(0)="":PROCprintstack:ENDPROC
1030
2000 DEFFROCprintstack:FORI%=0 TO9:PRINTTAB(15,26-I%);
2010 PRINTSTRING$(15," "):IFstack$(I%)<
>" "PRINTTAB(15,26-I%)VAL(stack$(I%))
2020 PRINTTAB(31,26-I%)" "NEXT:PRINTTAB(31,26-pointer)"(" :ENDPROC
2030
3000 DEFFROCinput:REPEAT:PRINTTAB(0,15);
;"INPUT >>" ;STRING$(31," ")
3010 INPUT TAB(8,15)" "in$:UNTIL in$>" "
:A=INSTR("+-*/",in$)
3020 PRINTTAB(0,30);STRING$(39," ")
3030 IFA>0 PROCoperator(in$):ENDPROC ELSE no=VAL(in$)
3040 IFno=0 AND INSTR(in$,"0")=0PROCerr("Entry not numeric or {+*/-}"):ENDPROC
3050 PROCconstack(no):ENDPROC
3060
```

Program 1. Stack simulation

Running the program now results in our losing the top item from the stack whenever we type 'P'

There are several problems for you to attempt:

- increase the size of stack up to 20 items;
- alter the 'printstack' routine to account for this;
- alter the 'setup' routine to draw the new plate well to match the first two problems;
- a stack-based language has the word SWAP as part of its vocabulary. SWAP causes the top two items on the stack to be swapped. Alter the simulator to handle 'S' in this context;
- this same language has the word DUP which causes the top item of the stack to be duplicated as the new top of stack, and the pointer incremented to match. Add this facility to the simulator;
- the language has another word ROT which moves the top stack item down one place, the second top item is also moved down one place and the third top item is brought to the top. Add a ROT facility to your stack.

Now let's move on to queues. Most of you will have queued at some time. It involves joining the end of a line of people and moving forward until we reach the front of the queue, at which time we are served. Program 2 sends a list of notes to the sound generator of the BBC micro. These notes are sounded in sequence as each reaches the front of the queue. Because

Notes entered	Time(secs) to finish program
1	0.01
3	0.02
6	0.03
7	1.01
8	2.01
9	3.01

Figure 4. Results for sound queuing

the BBC micro can handle a short queue in its sound buffer, control is returned to the user before the notes finish sounding. The purpose of the TIME=0 and the PRINT TIME lines is to show how long it takes the different numbers of notes to enter the sound queue.

Try running the program several times entering numbers from 1 to 10. Figure 4 is the sort of table which can be produced. The table indicates that the BBC micro can play one note, and queue a further five notes per voice without slowing down a Basic program. When the program tries to add a seventh note, this must wait until the first one is finished so it can join the queue. In our program, this takes a whole second.

Look at figures 5a and b which show a queue in action. In computer terms, a queue consists of a list to which information is added at one end (called the tail) and another end from which information can be released, called the head.


Now, the BBC micro contains a number of buffers, which can be regarded as

```
10 INPUT "number of notes? "no
20 TIME=0
30 FOR note= 1 TO no
40 SOUND1,-15,note*10,20
50 NEXT
60 PRINTTIME
```

Program 2. Sound queuing

```
4000 DEFFROCconstack(no):IF pointer=9 PROCerr("stack overflow"):ENDPROC
4010 pointer=pointer+1:stack$(pointer)=STR$(no):PROCprintstack:ENDPROC
4020
5000 DEFFROCoperator(op$):IF pointer=0 PROCerr("stack underflow"):ENDPROC
5010 IFop$="/" AND VAL(stack$(pointer))=0 PROCerr("Division by 0"):ENDPROC
5020 stack$(pointer-1)=STR$(EVAL(stack$(pointer-1)+op$+stack$(pointer)))
5030 stack$(pointer)="":pointer=pointer-1:PROCprintstack:ENDPROC
5040
6000 DEFFROCerr(X$):PRINTTAB(0,28);"Current Error:~"
6020 PRINTTAB(0,30);STRING$(39," ");TAB(0,30);X$:VDU7:ENDPROC
```

£180: A RECORD FOR DISC DRIVES?



Opus are able to offer a limited quantity of 5 1/4" Slimline Double Sided 40 Track Drives. Formatted single density 200K., double density 400K.

And record value at only £179.95 and that includes everything - VAT, carriage and all necessary leads.

You can order by post (see coupon below) or direct at our showroom.

OPUS 3" MICRODRIVE. [Also available from W.H. Smith]

Double Sided 40 Track Drive 1/2 Megabyte Unformatted.

- Twice the capacity on line of other available drives
- 200K. Single Density - 400K. Double Density
- Ex-stock delivery
- 3 ms. access time
- Lowest power consumption - direct write
- Includes case, leads and utilities disc
- Totally compatible with 5 1/4" drives

Single Drive **£229.95** Dual Drive **£459.95**

5 1/4" JAPANESE DISC DRIVES.

SINGLE DRIVE. [5401, 5402 available from Spectrum]

Opus 5401 Single Sided 40 Track - 250K. Unformatted. Formatted: 100K. Single Density, 200K. Double Density. **£179.95**

Opus 5402 Double Sided 40 Track - 500K. Unformatted. Formatted: 200K. Single Density, 400K. Double Density. **£229.95**

Opus 5802 Double Sided 80 Track - 1 Megabyte. Unformatted. Formatted: 400K. Single Density, 800K. Double Density. **£299.95**

- 1/2 Height • Includes case, leads and utilities disc
- Fast access time • State of the Art Technology
- Ex-stock delivery • Low power consumption

DUAL DRIVES.

All Dual Drives are metal cased with separate power supply

Opus Dual 5401D. Single Sided 40 Track, 200K./400K. on line. **£379.50**

Opus Dual 5402D. Double Sided 40 Track, 400K./800K. on line. **£459.95**

Opus Dual 5802D. Double Sided 80 Track, 800K./1.6 Megabyte on line. **£599.95**

PRINTERS.

EPSON FX 80 F/T **£410**
 EPSON FX 100 **£549**
 EPSON RX 80 F/T **£315**
 JUKI 6100 Daisywheel **£435**
 Parallel printer leads to BBC **£12**

MONITORS.


12" Green Screen **£89.95**
 12" Amber Screen **£99.95**
 Lead to connect to BBC Micro **£3.95**

• Ex-stock delivery • 24 MHz Bandwidth • Limited quantity

14" JVC Colour Monitor - Med. Res. **£187.39**
 14" JVC Colour Monitor - High Res. **£279.39**

THE ORGANISER DESK.

- Top shelf for Monitor/Printer
 - Large Desk Top Area
 - Lower Shelf for Paper/Book Storage
 - Oak Finish
 - On Casters
 - Self Assembly
 - Ample room in front of the shelf for you to sit comfortably
- Only £59.95**



FLOPPY DISCS.

3 1/2" Cartridges **£5.75** each or **£25.95** for 5.

5 1/4" Discs - with full 5 year warranty + free plastic library case.

S/S S/D **£19.95** for 10

S/S D/D **£23.95** for 10

D/S D/D **£26.95** for 10

S/S 80 Track **£29.00** for 10

D/S 80 Track **£31.95** for 10

8" Discs.

S/S S/D **£21.50**

S/S D/D **£28.50**

D/S D/D **£29.95**

STOP PRESS.

Double Density filing system available.

GOVERNMENT & EDUCATION DISCOUNTS GIVEN.

QUANTITY DISCOUNTS GIVEN. DEALER ENQUIRIES INVITED.

OPUS SUPPLIES LTD.

158 Camberwell Road, London SE5 0EE.

Opening hours: 9.00-6.00 Monday-Friday

9.00-1.30 p.m. Saturday



01-701 8668

01-703 6155

To: Opus Supplies Ltd., 158 Camberwell Road, London SE5 0EE. Please rush me the following. (ALL PRICES INCLUDE VAT & CARRIAGE.)

Quantity	Description	Price
	TOTAL	

I enclose a cheque for £.

Or please debit my credit card account with the amount of £.

My Access/Barclaycard (please tick) No. is

AU. 2

Name

Address

Telephone

Opus.
Opus Supplies Ltd

queuing structures, the one used most often is the keyboard buffer. Here the first character generated by the keyboard enters the queue first and leaves it first. For this reason a queue is called a FIFO (first in first out) structure. Other examples of queues are the RS423 input/output buffers and the printer buffer.

The BBC micro has been designed around interrupts to protect the buffers from overflow and hence losing characters. The major problem is not so much the loss of information, but the garbage which can enter a buffer. It may become imperative to clear a buffer, so the head of the queue in that particular buffer is placed at the beginning of the buffer, and the next important piece of information can be swiftly used. To do this there are a number of buffer clearing commands (figure 6).

With the discussion above related to the use of queues as data structures, this is a pertinent place to discuss queuing in the outside world. Many services, for example banks, supermarkets and post offices use queues to order people, rather than data. Although the inevitable queues are tedious for people, the business must carefully monitor them so customers are not lost, and there will be a trade-off between speed of service and cost of staffing. The BBC micro can prove a useful aid in predicting queue sizes, and lost custom, simply by simulating, in seconds, the queues which a business may expect over a day or a week.

What follows cannot be an in-depth treatise on queues, but our simulation examines a building society which maintains a single queue up to a series of cashiers. The head of the queue can be served at any vacant position. Program 3 is the queue simulation program.

The queue itself has three main attributes: people enter it at a particular rate, eg 20 per hour; people leave it at a particular rate depending on the serving rate of the cashiers, eg six per hour per cashier; when the queue is full, customers will not wait outside, and so custom is lost.

The simulation will produce a detailed report every so often showing the state of the queue, and the customers served or lost (figure 7).

The program is based on random numbers. Because a number of people enter the bank in an hour, we can say (in this simple simulation) that the probability of a person entering the bank in any one minute is roughly the hourly rate divided by 60 (custom/60 in line 220). Similarly, the exit rate per cashier is given as a number of customers per hour. Again we can say that the probability of a person being served in any one minute is roughly the hourly rate divided by 60 (serve/60 in line 230). Once we have this probability we can apply it to the result of a random number, if the first random number is less than the entry probability then we add a person to the queue. If any cashier's random number is less than the exit probability then we re-

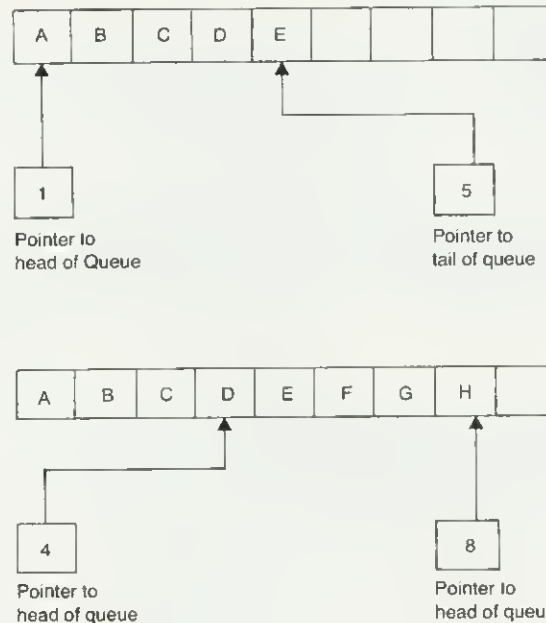


Figure 5. Queuing diagrams (a) initial queue (b) after several additions and exits

*FX21,0	Keyboard	*FX21,5	Sound channel 1
*FX21,1	RS423 input	*FX21,6	Sound channel 2
*FX21,2	RS423 output	*FX21,7	Sound channel 3
*FX21,3	Printer	*FX21,8	Speech synthesis
*FX21,4	Sound channel 0	*FX15,0	All buffers
		*FX15,1	Current buffer

Figure 6. Commands which flush buffers

```

Max queue length? 8
Start queue length? 0
How many hours open? 3
Customers entering per hour? 36
How many cashiers? 3
How many customers can
1 cashier serve per hour? 10
How long between reports? (mins) 15
***START***
Served: 7 Qings: 2 lost 0
Served: 16 Qings: 1 lost 0
Served: 24 Qings: 0 lost 0
Served: 30 Qings: 6 lost 0
-----
1Hr/s-----
Served: 37 Qings: 7 lost 3
Served: 45 Qings: 7 lost 3
Served: 56 Qings: 2 lost 3
Served: 63 Qings: 2 lost 3
-----
2Hr/s-----
Served: 71 Qings: 0 lost 3
Served: 78 Qings: 3 lost 3
Served: 87 Qings: 4 lost 3
Served: 97 Qings: 0 lost 3
-----
3Hr/s-----
    
```

Figure 7. Possible printout from queue simulation

move a customer from that cashier.

A problem can occur when either rate is equal to or greater than 60 customers per hour. This means that in our simple simulation we would have a certainty every minute, and the value of the random numbers would be lost. In this instance it is best to work on the probability of a person entering or leaving each second, and to adjust queue lengths every second, rather than every minute. This would mean adjusting lines 220 and 230 to divide by 3600 rather than by 60.

The main body of the program runs from line 10 to line 90. First it calls the 'setup' procedure, then it produces an accelerated day by which each loop round lines 40, 50 and 60 represents a minute in the business. Every 'minute', the 'transact' procedure is called. At the end of every report cycle, the results are printed by the procedure called at line 70. This format of transactions and results continues until the end of the set time, tested in line 80.

The 'setup' procedure creates the initial variables which the program uses and creates a list of cashiers, identified by number. A 0 shows a particular cashier is free, a 1 that the cashier is serving. Initially the cashiers are all free.

The 'transact' procedure deals with the cashiers first, by bringing a person from the queue to any free cashier (line 330) then by checking to see if a cashier has finished serving and freeing that cashier for the next person in the queue (line 340). Because there may be a large number of cashiers we loop around them between lines 320 and 350.

The next task of the 'transact' routine is to check for a customer joining the queue (line 360). If the queue is full the customer goes away (line 370), which also totals the 'lost customers'. The use of the 'flag' variable keeps track of the need to add a person to the total served.

The 'results' procedure simply prints the customers served, those queuing, and the total lost customers to date. Every hour that passes is indicated by line 430.

Further problems

1. Alter the queue simulation to handle rates of customers greater than 60 per hour.
2. Consider a queue at traffic lights. Write a short simulator to account for traffic entering a queue and leaving it. The traffic should enter the queue constantly, but may only leave it when the light is green, so the period of the lights needs to be taken into account.
3. Another queue at a road junction has one queue of cars turning left on to the major road, and another queue turning right. Cars may enter either queue at a particular rate, but the exit rate of each queue depends of the frequency of gaps in one or both lanes of traffic on the major road. Write a program to simulate these queues.

```

10 MODE3
20 PROCsetup
30 REPEAT
40   FOR mins = 1 TO cycle
50     PROCtransact
60     NEXT
70     PROCresults
80   UNTIL time>=day
90 END
100 DEFPROCsetup
110 INPUT "Max queue length? "max
120 INPUT "Start queue length? "queue
130 INPUT "How many hours open? "hours
140 INPUT "Customers entering per hour?
    "custom
150 INPUT "How many cashiers? "cashiers
160 PRINT "How many customers can"
170 INPUT "1 cashier serve per hour? "s
    erve
180 INPUT "How long between reports? (m
    ins) "cycle
190 day=hours*60
200 lost=0:total=queue
210 time=0:@%=4
220 custom=custom/60
230 serve=serve/60
240 DIMcashier(cashiers)
250 LOCALI%
260 FORI%=1 TO cashiers
270   cashier(I%)=0
280 NEXT
290 PRINT "***START***"
300 ENDPROC
310 DEFPROCtransact
315 LOCALI%,flag
320 FORI%=1 TO cashiers
330   IFcashier(I%)=0 AND queue>0 cashi
    er(I%)=1:queue=queue-1
340   IF RND(1)<serve ANDcashier(I%)=1
    cashier(I%)=0
350 NEXT
360 IF RND(1)<custom queue=queue+1:fla
    g=1
370 IF queue>max queue=queue-1:lost=lo
    st+1:flag=0
380 IF flag=1 total=total+1
390 time=time+1
400 ENDPROC
410 DEFPROCresults
420 PRINT "Served: "total-queue" Qing:"
    queue" lost "lost
430 IFtime MOD60=0 PRINTtime DIV 60;
    "Hr/s"; STRING$(21,"-")
440 ENDPROC

```

Program 3. Queue simulation

LORDS OF TIME

Joins our range of acclaimed pure-text puzzle adventures, at £9.90, for:

BBC 32K **COMMODORE 64** **SPECTRUM** 48K **LYNX** 48K **NASCOM** 32K **ORIC** 48K **ATARI** 32K

ADVENTURE REVIEWS

"Adventures which have a fast response time, are spectacular in the amount of detail and number of locations, and are available to cassette owners... I am extremely impressed... The Level 9 Adventures are superbly designed and programmed, the contents first rate. The implementation of Colossal Cave (Adventure) is nothing short of brilliant; rush out and buy it. While you're at it, buy their others too. Simply smashing!"

- SOFT, Sept 83

"I found Dungeon exceedingly well planned and written, with a fast response. There are well over 200 locations and the descriptions are both lengthy and interesting. The objects number about 100. It could therefore take some months to explore the whole network, giving many hours of enjoyment in the process."

- C&VG, Sept 83

"The descriptions are so good that few players could fail to be ensnared by the realism of the mythical worlds where they are the hero or heroine... great fun to play."

-Which Micro?, Aug 83

"My appetite has been whetted and I intend to get my own copy (of Snowball) to play."

-What Micro?, Dec 83

ADVENTURE REVIEWS

"This has to be the bargain of the year. If adventures are your game then this (Colossal Adventure) is your adventure."

-HCW, 5 Sept 83

"Colossal Adventure is simply superb. Anyone who wishes to use adventures in an educational setting really must use and see this program as it emulates Crowther and Wood's masterpiece so well. For those who wish to move onto another adventure of similar high quality, Dungeon Adventure is to be recommended. With more than 200 locations, 700 messages and 100 objects it will tease and delight!"

-Educational Computing, Nov 83

Colossal Adventure is included in Practical Computing's Top 10 games choice: "Poetic, moving and tough as hell."

-PC, Dec 83

"To sum up, Adventure Quest is a wonderful program, fast, exciting and challenging. If you like adventures then this one is for you"

-NILUG #1.3

"Colossal Adventure... For once here's a program that lives up to its name... a masterful feat. Thoroughly recommended"

-Computer Choice, Dec 83

"wholly admirable"

-Your Computer, Sept 83



MIDDLE EARTH ADVENTURES

1: COLOSSAL ADVENTURE

A complete, full size version of the classic mainframe game "Adventure" with 70 bonus locations added

2: ADVENTURE QUEST

Centuries have passed since the time of Colossal Adventure and evil armies have invaded The Land. The way is long and dangerous; but with cunning you can overcome all obstacles on the way to the Black Tower, source of their demonic power, and destroy it

3: DUNGEON ADVENTURE

The trilogy is completed by this superb adventure, set in the Dungeons beneath the shattered Black Tower. A sense of humour is essential!

THE FIRST SILICON DREAM ADVENTURE

1: SNOWBALL

The first of Pete Austin's second trilogy. The giant colony starship, Snowball 9, has been sabotaged and is heading for the sun in this massive game with 7000 locations.

THE LORDS OF TIME SAGA

7: LORDS OF TIME

Our congratulations to Sue Gazzard for her super design for this new time travel adventure through the ages of world history. Chill to the Ice-age, go romin' with Caesar's legions, shed light on the Dark Ages etc etc We'll be selling this game mail-order from January 1st

Price: £9.90 each (inclusive)

Level 9 adventures are available from good computer shops, or mail-order from us at no extra charge. Please send order, or SAE for catalogue, to

LEVEL 9 COMPUTING

Dept A, 229 Hughenden Road, High Wycombe, Bucks HP13 5PG

Please describe your Computer

EXPERIMENTS IN MODE 7 BY MARTIN PHILLIPS

THIS problem page is a new, regular feature of *Acorn User* presented by Martin Phillips. It will present simple hints and tips and answer readers' queries about the Electron, BBC micro and BBC Basic. £5 will be paid for a 'star' letter, so you can profit from your problem!

If you have a query concerning some aspect of programming or some technical difficulty, please give sufficient information and make your question specific. The following query was received recently:

'I am in the middle of writing a program for an exam project on my 32k BBC. However, although the program is only just over 21k long, when it is run the computer prints up the error message 'No room' or 'Dim space'. I would be grateful if you

could tell me any methods of running the program successfully without the need to cut the program up.'

Now, there are any number of reasons why a program will run out of memory. Without knowing far more about the program, the style of programming and techniques used, and whether discs Econet have been fitted, it is impossible to give anything but general hints on memory saving. It also helps to know the operating system and Basic.

So please bear these points in mind and include a listing if possible. Unfortunately, we cannot reply to letters individually, and are unable to return letters, listings, etc. Send you letters to: Hints & Tips, *Acorn User*, 53 Bedford Square, London WC1B 3DZ.

TELETEXT

CHARACTERS

SEVERAL letters have been received from readers who have tried using teletext characters in mode 7 but been unable to get them to work.

Mode 7 coloured text is well worth experimenting with, as eight colours are available on the screen at once and the screen memory uses only 1k. It also has a clear print style with the advantages of double-height characters, coloured backgrounds and flashing letters.

Figure 1 shows how the screen is divided up in mode 7, teletext mode. There are 1,000 pixel blocks into which a number, letter, graphics character or control code can be inserted. A list of the displayed alphanumeric characters appears on pages 486-487 of the *User Guide*, and the displayed graphics characters appear on the next two pages. Each character has its own ASCII code, which is shown on the charts in the *User Guide*.

Codes 0 to 31 are the normal control codes that operate in any mode, but codes 128 to 159 are the special teletext codes. To use them they must be printed in one of the screen pixel blocks in the same way as a normal character. In the same way, too, they take up one pixel space, although a blank space appears on the screen.

To see how they function, we need some text on the screen to work with. Program 1 (overleaf) gives three lines of text. Line 10 ensures that mode 7 is selected and clears the screen too. Lines 20-40 print the same message on lines 5, 6 and 7, starting at the left-hand edge of the screen. Now add a new line 50 and rerun the program:

```
50 PRINT TAB(0,6)CHR$130'
```

The middle line of text should now appear in green. CHR\$130 is the code for green alphanumeric print; the two apostrophes are there to move the cursor down two lines so that it does not interfere with the printing on the screen.

Having run this, there are several points

to note. First, only the middle line has appeared in green, showing that the control code affects only the horizontal line in which it is placed. Second, the first letter of the middle line has been replaced by a space. This is because the capital 'T' has been overwritten by the control code. To work correctly the control code needs to be inserted in an existing space between words or at the start of the line. Change line 50 to read:

```
50 PRINT TAB(11,6)CHR$130'
```

Now only part of the line turns green instead of the whole line. The control code has been inserted in the space between the 1 and the rest of the line and so has not deleted any text. Now we can elaborate on one of the above points. Only print on the same line and after the control code will be affected by that control code. Instead of CHR\$130 in line 50, try the following codes:

```
CHR$133 Magenta print
CHR$129 Red print
CHR$136 Flashing print
```

There are several ways these codes can be included in programs

- Use CHR\$ as we have seen above.
- Use a VDU statement instead, eg, VDU 130 for green lettering
- Include in a string, eg A\$=CHR\$130+"Hello".
- Put the control code directly into the string, using the user-defined keys. To select green, press SHIFT at the same time as f2.

Although little used this latter method is the easiest to use, mostly because it cannot be shown in listings as the codes are not printed out. Control characters so produced must be put inside speech marks. They will appear in colour in listings as well, but again only on the line in which they are printed. This facility of the user-defined keys is available only with the 1.2 operating system and doesn't work with the 0.1 OS.

To help remember which keys do what, I have included a full-sized slip (figure 2, overleaf) which can be cut out or copied and placed under the plastic strip above the user-defined keys. You will see that by using these keys in conjunction with the CTRL key all the teletext graphics symbols can be drawn. I'll have more to say about this next month.




Figure 1. Mode 7 screen display grid

The Data Store

6 CHATTERTON ROAD
BROMLEY
KENT

for the BBC MICRO

OFFICIAL ACORN DEALERS

WIDE SELECTION OF SOFTWARE
AND PERIPHERAL EQUIPMENT
INCLUDING

EPSON, NEC, SEIKOSHA
PRINTERS

ZENITH, CABEL
MONITORS

CUMANA
DISC-DRIVES

BOOKS AND CABLES AVAILABLE
plus our personal advice service

MACHINES DELIVERED & SET UP
IN YOUR HOME

PHONE 01 460 8991 (9.30 - 5.30)
ORPINGTON 26698 (Evenings)
(CLOSED WEDNESDAY)



diamondsoft

A better way of computing

HOME ACCOUNTS BBC 32K £9.95 (INC)

Complete home finance system packed with sensible facilities to help you maintain up to date records of your BANK, CREDIT CARD, LOAN and SAVINGS ACCOUNTS. Keep track of CHEQUES, RECEIPTS, AUTOMATIC BANKERS ORDERS, BILLS WAITING PAYMENT and much more.

An essential asset for home or club.

MATHSPELL BBC 16K £7.95 (INC)

A must for every concerned parent of a 6-10yr. old. Makes learning fun, helping teach ADDITION, SUBTRACTION, MULTIPLICATION, DIVISION, TABLES and SPELLING. Incorporates our unique grading feature which grows and develops with your child.

FLEXIFILE BBC 32K £9.95 (INC)

A cassette based, powerful, general purpose, file handling system. Quickly create, maintain, sort, select, save and print your own data. Develop complex systems with ease. Invaluable for Home, Club, Schools or Business Records. Offers the use of advanced software techniques to beginner and expert alike.

Cheques or P.O. to Diamondsoft Ltd., FREEPOST,
Cheadle Hulme, Cheshire, SK8 5YB. Tel: 061-484 8705
(24 hrs).

DIAL SOFTWARE. PRESENTS: EDUCATIONAL GAMES. FOR THE BBC MICRO.

Adventure Quiz	--- Base 10	£4.95p.
BBC Logo	--- Bertie Bear	£4.95p.
Bells	--- Curve Stitch Planner	£4.95p.
Childs Play Pack	-- File Handler	£6.50p.
Fantasy Adventure	- Cesil	£4.95p.
Finance Pack	--- Four-in-a-Row	£4.95p.
Get the Message	--- Golforama	£4.95p.
Maths Pack	--- Numberhang	£4.95p.
Odds-On Monarchs	-- Odds-On Writers	£4.95p.
Odds-On Musicians	- Odds-On Beography	£4.95p.
Odds-On Inventors	- Science Pack	£4.95p.
Plotter	--- Word Processor	£6.50p.
Tripute	--- Wordsquare	£4.95p.
Unino	---	£3.95p.

These can be obtained from
DIALSOFT, 72 Downend Road, Downend, Bristol BS16 5UE.
or send an SAE to obtain our latest Brochure.

Mrs E Harper, 33 Newlands Road, Ruishton, Taunton,
wins our free monthly competition for October by
selecting the four top selling programs.
Childs Play, Maths Pack, Tripute, Wordscan.
She wins £50 of Software of her choice.

SPELLWISE

IS YORE SPELING REELY ATROSHUS?

Or is it just a littel bit off kei?

In either case you need

SPELLWISE.

NOW ON
DISC
AND TAPE

✿ is a spelling checker for use with your BBC micro and WORDWISE word processor

✿ is a DISC or tape based machina coda program with comprehensive user manuals

✿ contains an expandable dictionary of over 6000 words (disc) or 3000 words (tape)

SPELLWISE diligently checks every word in your text against the SPELLWISE dictionary. When it has finished you will be left with a list of words which are incorrectly spelt or not in the base vocabulary.

The program can be interrupted at any stage for inspection of the remaining word list and for the insertion of personal or specialist vocabularies. For this purpose software is included to enable you to create your own data files.

SPELLWISE comprises a set of one disc (or two tapes) plus a complete user manual. The tape version is limited to cassette recorders with motor control. SPELLWISE costs £12 on tape, £18 on disc and can be obtained from:—

DATAWARE FREEPOST SWINDON SN3 4BR


```

10 MODE 7
20 PRINT TAB(0,5)"THIS IS ONE LINE OF TEXT ON THE SCREEN"
30 PRINT TAB(0,6)"THIS IS ONE LINE OF TEXT ON THE SCREEN"
40 PRINT TAB(0,7)"THIS IS ONE LINE OF TEXT ON THE SCREEN"
    
```

Program 1. Three lines of text to work with

Figure 2. User-defined key slip (1.2 OS)

SHIFT	CTRL (Graphics)
red	red
green	green
yellow	yellow
blue	blue
magenta	magenta
cyan	cyan
white	white
Flash	Conceal
Steady	Contiguous

TILES ON A COLOUR GROUND

MR BAXTER of Bristol has seen several programs with double-height titles on a coloured background in mode 7 and would like to know how they are done.

This requires the use of the CHR\$141 control code to give the double-height lettering. Code 157, which gives a coloured background, is also needed. The colour has to be defined in a previous pixel on the same line.

Two programs are presented here in procedure form (programs 2 and 3) to show the technique. They could be saved and used in your own programs. They are similar, except that one gives a background just wider than the title length (program 2) and the other gives a full line background (program 3). Both procedures will centre the title, which must be shorter

than 32 characters and spaces to fit on the line correctly.

Each procedure is called up using four parameters: the line-number for the title (counting from the top); the background colour; the foreground colour; and the title itself, either given directly in speechmarks or as a string variable. The colour numbers are numbered in the normal way for COL-OUR and GCOL statements, except that it is not possible to select black using 0. For example

- 1 red
- 2 green
- 3 yellow
- 4 blue
- 5 magenta
- 6 cyan
- 7 white

```

10 MODE7
20 PROCtitle(2,1,4,"MY TITLE")
30 END
40
100 DEFPROCtitle(vertpos,backcol,forecol,word$)
110 REM Double height title
120 REM Background is width of title
130 X=(32-LEN(word$))/2
140 FOR N=0 TO 1
150 PRINTTAB(X,vertpos+N)CHR$141 CHR$(128+backcol);
160 PRINT CHR$157 CHR$(128+forecol) word$
170 PRINTTAB((38-X),(vertpos+N))CHR$156
180 NEXT N
190 ENDFROC
    
```

Program 2. Colour background wider than title

```

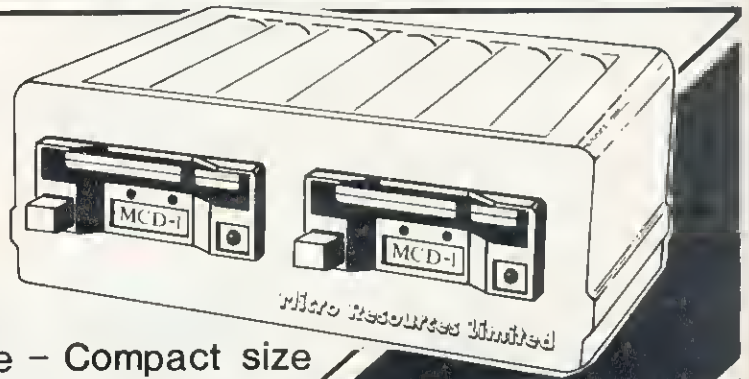
10 MODE7
20 PROCtitle(2,1,4,"MY TITLE")
30 END
40
100 DEFPROCtitle(vertpos,backcol,forecol,word$)
110 REM Double height title
120 REM Background is full screen width
130 X=(40-LEN(word$))/2
140 FOR N=0 TO 1
150 PRINTTAB(0,vertpos+N)CHR$141 CHR$(128+backcol);
160 PRINT CHR$157 CHR$(128+forecol)
170 PRINTTAB(X,vertpos+N) word$
180 PRINTTAB(38,vertpos+N)CHR$156
190 NEXT N
200 ENDFROC
    
```

Program 3. Background to full width

3 inch MICRO DISC DRIVE

ORDER NOW!

3" Micro Disc Drive for the BBC Model B



Random access of mass storage - Compact size
Fully enclosed rigid plastic cassette, with
protect write switch - Smallest disc size in
micro field - Lightweight, low power
consumption only 5 watts when
running - 100K per disc unfor-
matted, supplied with utility
disc for formatting
Requires standard Acorn
disc interface, but new
disc filling system
ROM supplied
with easy to
follow

instructions,
on sending back
old DFSROM a new
disc will be sent free
of charge. New ROM will
also read and write to 5 1/4"
disc drives - Powered from
BBC machine - Single drive easily
upgraded to a dual for £99.00
Macro assembler for the BBC micro -
For a more professional approach - On
disc or easy to fit ROM, complete with
instructions and manual - Send for details to:
DDT Software, Southfield House,
11 Liverpool Gardens, Worthing, Sussex

£99 DISC DRIVE PRICE BREAKTHROUGH

Cable Colour Monitor 14" screen RGB good resolution
guaranteed for two years £199.50



Disc Drive Unit on its own with technical manual £99.00
Complete Single Drive with cables,
boxed EPROM, manual, utility disc £149.00
Complete Dual Drive with cables,
boxed EPROM, utility disc, free disc £249.00
Single 3" 100K disc £4.95 Pack of 5 100K disc's £19.95

Telephone: Worthing (0903) 213174

Micro Resources Limited

Southfield House, 11 Liverpool Gardens, Worthing, Sussex BN11 1RY
Please add carriage plus VAT at 15% to all orders

£5

BUILD-UP TO DOUBLE HEIGHT

THIS month's £5 star letter is from Mr Willgoss of Pocklington, Humberside, who poses a seemingly simple problem. He would like to be able to input an entry into the computer in mode 7 using double-height lettering.

The double-height lettering facility in mode 7 requires the use of teletext character code 141. In order to get the double-height lettering to work correctly you have to print the control code 141 followed by the lettering on each of two successive lines. Try the following line and run it to see the effect:

```
10 PRINT CHR$(141) "HELLO"
```

It will print only the top half of the word "HELLO". To print out the whole word, the same line must be entered again:

```
20 PRINT CHR$(141) "HELLO"
```

Now when the program is run, it will magically print out the word "HELLO" in double height and not, as one would expect, two top halves of the word. Once the control

code has been written into a line (a blank space will appear on the screen where the code resides), the rest of that line will appear in double-height lettering.

It seems a simple job similarly to program in an INPUT statement. Program 4 shows just such an attempt – and it does not work. It prints out the top half of "NAME PLEASE", and then prints out the top half of the name as it is entered. Once the name has been entered it then goes to line 20, printing out the bottom half of "NAME PLEASE", and waits again for a name to be entered.

The problem occurs in the use of the INPUT statement, but all is not lost. Instead you can make use of the versatile GET statement to input a simple numeric variable. If GET\$ is used, a string variable can be input.

The following short program illustrates its operation.

```
A$=GET$:PRINT A$
```

Unlike the INPUT statement, the GET\$

statement does not print out the letter as it is keyed in. This has to be done using a print statement and the letter can then be printed double-height.

To input a whole string of letters a loop has to be made, with a test to see whether RETURN has been entered – this will stop the loop. A REPEAT...UNTIL loop is the ideal one to use here. Program 5 shows one way the routine could be made to work. It is not terribly elegant, and program 6 shows a longer but more elegant way of achieving the same input. Program 6 has the advantage that, once defined, the procedure to print double-height can be called up at any time to print anywhere on the screen. (The three parameters following the PROCdouble statement at line 30 give the horizontal and vertical screen positions, as given in figure 1, together with the string to be printed.)

Although longer in this short example, this approach proves quicker and easier in a longer program if use of the double-height procedure is made several times during the course of the program. In both programs the string assigned to the name, name\$, is set to a null string (a string zero characters long) at line 20.

Although not essential in the programs presented here, it is good practice to do this as on some occasions each name will be added into the variable to give one long string of names if a program is run several times.

```
10 MODE 7
20 PRINT CHR$(141)::INPUT "NAME PLEASE "name$
30 PRINT CHR$(141)::INPUT "NAME PLEASE "name$
```

Program 4. Problem with double-height characters

```
10 MODE 7
20 name$=""
30 PRINTTAB(0,2)CHR$(141)"NAME PLEASE"
40 PRINTTAB(0,3)CHR$(141)"NAME PLEASE"
50 REPEAT
60 name$=name$+GET$
70 PRINTTAB(14,2)name$
80 PRINTTAB(14,3)name$
90 UNTIL RIGHT$(name$,1)=CHR$(13)
00 PRINTTAB(0,6)"HELLO "name$
```

Program 5. Inelegant solution

```
10 MODE 7
20 name$=""
30 PROCdouble(0,2,"NAME PLEASE")
40 REPEAT
50 name$=name$+GET$
60 PROCdouble(14,2,name$)
70 UNTIL RIGHT$(name$,1)=CHR$(13)
80 PRINTTAB(0,6)"HELLO "name$
90 END
100
110 DEFPROCdouble(horpos,vertpos,word$)
120 FOR N=0 TO 1
130 PRINTTAB(horpos,vertpos+N)CHR$(141) word$
140 NEXT N
150 ENDPROC
```

Program 6. Double-height characters anywhere on the screen

FLIP SLIPS

■ Programs are now being made which incorporate the use of the user-defined function keys. A slip of paper indicating the key definitions is supplied with each to go under the clear plastic strip, but these can soon be mislaid or get damaged. Here's a way to keep them all together, ready for use in flip-over book form. Find an old calendar (not too difficult at this time of year) at least 20cm wide with a spiral binding. Cut most of the paper off parallel to the binding 5cm below it and, if necessary, cut it widthways to about 20cm long. The bottom sheet can then be inserted under the plastic strip to hold the leaves in position and the key definitions can be glued to each page. Now all the pages can be kept together and be available when wanted simply by flipping them over. For extra protection, cover the pages with transparent book-binding film.

■ If using the same series of teletext control codes more than once in a program, put them into a string variable at the start of the program and then call up the variable each time:

```
A$=CHR$133+CHR$157+CHR$136+CHR$133
```

When printed, A\$ will give a magenta background and any text then printed will flash blue.

£72

TIMTOM MICRO

IF YOU HAVE THIS
A PRAXIS 30 or 35 -
THEN YOU MUST GET

THE TIMTOM RS232/432
SERIAL INTERFACE

ONLY
£72
INCLUSIVE



THE 'MOST EFFECTIVE' WAY OF PROVIDING A HIGH QUALITY DAILY WHEN PRINTER CAPABILITY FOR YOUR MICRO. SMALL ENOUGH TO STILL ALLOW USE OF THE 'CARRYING CASE WHEN FITTED', THE UNIT GREATLY ENHANCES THE PRAXIS WITHOUT IMPAIRING USE AS A NORMAL TYPEWRITER. THE MICROPROCESSOR BUILT INTO THE INTERFACE PROVIDES OPTIMUM DRIFTING SPEED AND TAKES CARE OF AUTOMATICALLY ACCESSING ASCII CHARACTER SETS - MAKING THE COMPLETE PRAXIS CHARACTER SET PRINTABLE. (THOSE STRANGE NON-ASCII PRAXIS CHARACTERS ARE ACCESSED BY SENDING A SIMPLE 'ALTERNATE CHARACTER SET' CONTROL LETTER).

THE TIMTOM INTERFACE CAN BE USED WITH ANY COMPUTER WITH A 300 BAUD SERIAL CAPABILITY AND NO HANDSHAKING (THE BBC COMPUTER, VIC 20, C64 AND ALMOST ALL 8/16M MACHINES ARE FINE). THE UNIT HAS LOW POWER CONSUMPTION AND REQUIRES NO EXTERNAL POWER SUPPLY OR BATTERY. MANY UNITS HAVE BEEN SOLD AND LETTERS BACK FROM CLIENTS CONFIRM THAT FITTING IS STRAIGHTFORWARD, OFTEN TAKING LESS THAN 30 MINS. (VERY DETAILED AND CLEAR INSTRUCTIONS ARE GIVEN). A SCREWDRIVER AND SOME VERY EASY SOLDERING IS ALMOST ALL THAT IS REQUIRED. SO IF YOU'VE ONLY WIRRED UP A PLUS UP TO NOW YOU SHOULD STILL FIND THE WHOLE THING FAIRLY EASY, WE THINK!

TIMTOM TIMTOM TIMTOM

ORDERS by Cheque or P.O. payable to:
TIMTOM MICRO, 39 BRYA GWYN, CAERPHILLY, WALES CF8 1ES.
S.A.E. for further details.

TIMTOM
MICRO, 39 BRYA GWYN, CAERPHILLY, WALES CF8 1ES.

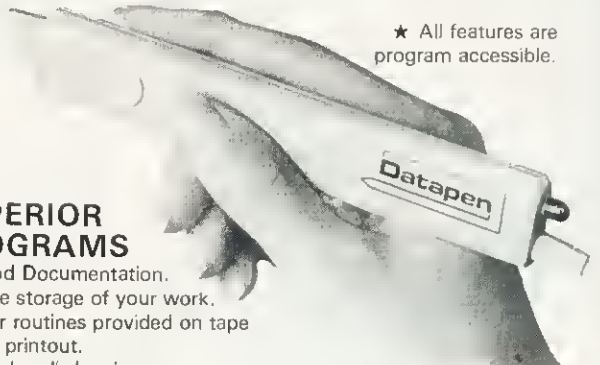
A QUALITY LIGHT PEN

SUPERIOR PERFORMANCE

- ★ Absolutely insensitive to ambient lighting.
- ★ Responds to different colours and screen intensities without any adjustment of TV or monitor.
- ★ Red LED readout showing that data is available.

- ★ Switch for program control (allows pen to approach the screen without erroneous data capture)

- ★ All features are program accessible.



SUPERIOR PROGRAMS

- ★ Good Documentation.
- ★ Tape storage of your work.
- ★ User routines provided on tape and printout.
- ★ 'Freehand' drawing program.
- ★ 'Library menu' drawing program (define your own library of shapes).
- ★ Example programs illustrating uses of the pen and its features.

£25

inclusive of P&P.

Please state Dragon, BBC or Vic20 when ordering, send cheque or P.O. to: Dept AU1 Datapen Microtechnology Ltd, Kingsclere Road, Overton, Hants.

Please enclose SAE if requesting technical literature.
We welcome enquiries from dealers willing to demonstrate our product

Datapen Microtechnology Limited

WHAT USE IS A HOME COMPUTER?

A very common question. Here is an answer. It can help to solve the every day problem of

"WHAT'S TO EAT?"

Let the BBC micro turn a dreary task into FUN. Let it provide reminders of forgotten dishes. Let it list the ingredients, let it produce the shopping list.

Give this program as a gift and the cook of the house will become a computer convert —backing your daydreams of extending your system . . . Discs . . . Printer . . . ?

"What's to Eat?" is simple to operate. By providing over 20,000 possible combinations of choice, it allows the planning of everyday meals or special occasions. When the final choice is made the menu is displayed, the ingredients are listed and a shopping list is produced.

Available on cassette £9.95 or 40 track disc £12.95. Add 50p postage and packing. Prices include VAT.

Don't Delay—Send Today to:
SHUMWARI ASSOCIATES
12 Marlin Court, Marlow
SL7 2AJ

VDU EMULATION

You can harness the power of your **BBC Microcomputer** for both problem solving and as a full function visual display unit. Simply plug the **Emulator Chip** into your microcomputer and you have facilities such as direct cursor control, protected fields, full serial line handshaking and much more.

Two models of emulator are currently available:

Digital Equipment Corporation

Type VT100

£35

Newbury Data Systems Type 8003

£25

Communication software giving full serial line control by your BASIC program is available either in its own chip or combined with an emulator.

Terms—cash with order, cheques payable to 'Arts Ltd'. Prices include documentation, p+p and VAT.

Special emulators and communication software produced to order.

ARTS

APPLIED REAL TIME SYSTEMS LTD.
DEPT AU.
PO Box 32, Sunderland, Tyne & Wear SR2 7SN

SPEAK TO ME

MUCH has been said about the BBC Voice Synthesiser, but as yet it hasn't had a lot to say for itself. The vocabulary of the word PHROM supplied by Acorn is quite comprehensive and includes a number of prefixes and suffixes with which to construct additional words. Unfortunately, 165 words has its limitations. You start thinking 'if only Acorn had included this word, or that prefix'. They do intend to extend the vocabulary. The article in the October 1982 issue gave a clue as to what is available; now it's time for the nitty gritty. Let's pull the speech processor and the word PHROM apart and see what can be done – with a little imagination you will be able to get your BBC to say almost anything.

First, a summary of the more basic methods of accessing the vocabulary, with apologies to those already familiar. The simplest is to use the Basic sound command with the channel set to -1 and the second parameter set to a given variable. This variable can be a 'word number' in the range 32 to 291 and these provide the full range of the standard vocabulary, including the part words. For example, SOUND-1,65,0,0 will produce the letter 'A'. The last two parameters are always zero. The lower range 32 to 126, which corresponds to the ASCII code range, will produce sounds wherever possible that associate with the ASCII character. This provides a second format, for example, SOUND-1,ASC"A",0,0. The sounds in the lower range are duplicated in the range 127 to 291, so SOUND-1,159,0,0 will also produce the letter 'A'. The reason for this is that the upper range provides a method of directly accessing words in the PHROM by location. We will look at this shortly.

One of the simplest methods of constructing words is to use the part words provided, and stringing several sound commands together. SOUND-1,207,0,0; SOUND-1,264,0,0; SOUND-1,131,0,0 for example, will produce the word 'in-ten-d'. This provides a very useful method of construction, but again one with limitations. To be able to construct almost any word we must be able to obtain an almost unlimited number of part words, and the only way of obtaining these is to pull existing words apart. To do this we must first look closer at the sound parameters.

So far we have considered the first parameter of the sound command to be -1. From now on we must consider the value of this in its hex equivalent, &FFFF. In this two-byte format, it is used to tell the speech processor exactly what to do with

Limitations on the vocabulary of the BBC micro's speech chip can be overcome using some simple assembly language routines provided by Ian Rowlings

the rest of the sound parameters. The first byte (MSB) is always &FF, but the second (LSB) can take several values. Consider the value &FFFx, where 'x' relates to the word PHROM number. This nibble (four bits) can take the value 0 to 15 (&F), and thus in future up to 16 different PHROMs could be addressed. For our purposes the standard on-board PHROM is number 15, hence &FFF(F), which means 'speak from the on-board PHROM using the word number provided'. To access words directly from the PHROM, and for the purpose of constructing our own words, we must tell the processor to use 'absolute addressing'. This is done using the parameter &FFBx. Hence, &FFBF means 'speak using absolute addressing from the on-board PHROM'. Two additional commands, &FF60 and &FF00 are available, but we will look at these later.

Absolute addressing is just another method of accessing the vocabulary where instead of giving the second sound parameter a word number or an ASCII character, you give the start address in hex of where the data for a particular word is located in the PHROM. Thus the command SOUND&FFBF,&B5D,0,0 will access the data at the address specified and produce the sound 'A'. All the word numbers, ASCII

equivalents and addresses are specified in the voice synthesis manual.

To recap, all the following commands produce the sound of the letter 'A':

```
SOUND-1,65,0,0
SOUND-1,159,0,0
SOUND-1,ASC"A",0,0
SOUND&FFBF,&B5D,0,0
SOUND&FFFF,65,0,0
SOUND&FFFF,159,0,0
SOUND&FFFF,ASC"A",0,0
```

Straightforward so far, but to continue our quest we must now look at addressing the processor in assembly language. For those who only use Basic or who have a dread of assembly language don't be put off. As you will see it's very easy, and even if you don't entirely understand it, you can still use the routines. The standard OSWORD call (*User Guide* p461), can be used with A=&07, as you would with normal sounds. First you need to set up the data block to pass the speech parameters as in figure 1

The command type as discussed earlier should be &FF when using word numbers, and &BF when using absolute addressing. For simplicity let us put these values into zero page using plng (!) indirection. Program 1 shows how this could be done. Of course, there are several alternatives to this routine. You could extend it by placing the CALL in a loop and reading the data values required, or even passing the data as CALL parameters. Unfortunately, OSWORD merely provides an equivalent call to the Basic sound command and is not suitable for our purposes. To construct our own words we need to read and write directly to the speech processor, and the only way to do this is to use OSBYTE.

Now we can get down to some examples. There are two methods of constructing words using OSBYTE. You can if you

Address	Contents
XY	Parameter 1 (LSB) Command type
XY+1	Parameter 1 (MSB) &FF
XY+2	Parameter 2 (LSB) Word number or Address - low byte
XY+3	Parameter 2 (MSB) Word number or Address - high byte
XY+4	Parameter 3 (LSB) &00
XY+5	Parameter 3 (MSB) &00
XY+6	Parameter 4 (LSB) &00
XY+7	Parameter 4 (MSB) &00

Figure 1. Data block to pass speak parameters

ALL PRICES INCLUDE POST & PACKING & VAT

HONEYBUG £7.50

A new and entertaining fun-game from the author of PENTILES. Fast reactions are needed to catch the errant larvae and weevils as you build up the hive with honey and a variety of bugs. Can you succeed in making the colony swarm in this colourful, appealing and amusing game?

PENTILES £6.95

A jigsaw-type game. All ages will enjoy hours of entertainment with this fascinating and frustratingly addictive game which requires both luck and logic!

REVERSI £6.95

Play the computer in this fast machine code/BASIC version of the popular board game. With 5 skill levels, autoplay, etc.

TOWNTTEST £6.50

A well-presented educational game. Test the family's knowledge of town and city locations in England, Scotland and Wales.

HAUNTED HOUSE £6.00

In this absorbing adventure game, beware of the ghost as you search for treasures and negotiate the hazards of the castle and graveyard.

GATEWAY TO THE STARS £6.50

You meet bizarre situations and alien creatures in this exciting space adventure.

PASSPORT TO DEATH £6.50

Where on Earth are you?! Mapping this strange planet will lead you, a ZENDONIAN, to exciting adventures and fantastic treasures. Remember.....your starship needs extra fuel to take you home to ZENDON.

Special Offer!!

Purchase any 2 games and **SAVE £1.00** on each

Purchase any 3 games and **SAVE £1.50** on each

Purchase any 4 games or more
and **SAVE £2.00** on each

Offer closes 31st January 1984

BBC/B GAMES

BBC/B GAMES

BBC/B GAMES

Singles, pairs, three of a kind, six-packs, round dozens – you name it – We'll send it!

Single sided – single density
£1.50 each.

Double sided – double density
£2 each.

Now you can buy high quality media in any quantity you like at really low, low prices. 5 1/4" disks with labels, read/write protect tabs in a convenient mailing pack.

AND SO GOOD THAT WE GUARANTEE IF YOU CAN FIND A FAULTY ONE WE'LL SEND YOU TWO BY RETURN.

Just clip the coupon and send it with a cheque to the address below.

Disco Technology Ltd, 20 Orange Street
London WC2H 7ED. Tel: 01-930 1612.
Part of the Rushworth Dales Group

Access card holders can ring
01-930 1612 (24 hours)
Dealer enquiries on
01-930 3619

DISCO-TEK
COMPUTER PRODUCTS

To DISCO TECHNOLOGY LIMITED, 20 Orange Street,
London WC2H 7ED.

Please send me:

(Qty) single sided disks at £1.50 each
(Qty) double sided disks at £2 each
Total cost £

NAME _____
ADDRESS _____
POST CODE _____
PHONE _____

wish, by constructing and passing the right data, create new words from scratch. This is, however, extremely difficult, takes a long time and consumes a considerable amount of memory. I will touch on this later. A much simpler method would be to create numerous part words which when strung together produce the desired effect. This can be done by instructing the processor to access a word from the standard vocabulary and then, after a suitably short delay, issuing a second instruction to 'chop' the word before its completion. Unfortunately, because of the way in which the word data is stored, trying to access the middle of a word with an intermediate address will only produce garbage. Only the absolute address can be used, which

PHROM number - 1111 (&F). Figure 2 shows how it's done.

As you see from the result in figure 2, the value is &85BE3. In fact, it is even more simple than it appears. The first three values will always be the absolute address in reverse order, and the last value will always be &03. With a four-digit address, the fourth value will be the first digit of the address + &0C. A three-digit address is the easiest; reverse its order and tack &C3 on the end. We only need to add &40 to each digit and we have our five parameters, &48 &45 &4B &4E &43, to pass to the processor. Having done this, we then only need to instruct the processor to speak with &FF50. Program 2 illustrates the process.

LSN	&8	&5	&B	&2	---	MSN	(reversed address)
+	0001	1010	1101	0100	0000	0011	1100
	---	---	---	0011	1100		
	0001	1010	1101	0111	1100		(Result)

Figure 2. Format for 'pence'

```

650 DATA&2321,115,&25F,1
&24C9,200
660 DATA&415,100,&175A,55,
&3EFC,45
670 DATA&263D,55,&25F,30,
&3157,60
680 DATA&2923,55,&21F5,40,
&32B,100
690 DATA&415,100,&1C11,200,
&2321,100
700 DATA&1483,22,&3153,63,
&2923,55
710 DATA&25F,10,&1CC9,14,
&25F,15
720 DATA&3153,64,&2DBD,60,
&1B1E,48
730 DATA0,1

And for the poet lovers
among you,(with my
apologies to the author) :

650 DATA&1DCC,120,&2409,200,
&1CC9,22
660 DATA&27E5,150,&1607,170,
&25F,25
670 DATA&633,65,&36DF,75,
&124D,200
680 DATA&CB3,250,&633,65,
&36DF,75
690 DATA&21F5,40,&29DE,180,
&124D,160
700 DATA&DRD,110,&2E9,50,
&36DF,55
710 DATA&329A,84,&1DCC,150,
0,1
    
```

Figure 3. Alternative data for program 5

	Energy	Repeat	Pitch	K1	K2	K3	K4	K5	K6	K7	K8	K9	K10	
Voice	---	1011	0	101010	11100	00110	1001	0110	0101	1010	1101	100	110	001
Repeat	---	1001	1	000000	---	---	---	---	---	---	---	---	---	---
Space	---	0000	---	---	---	---	---	---	---	---	---	---	---	---
Unvoiced	---	0101	0	000000	11101	01011	0100	0011	---	---	---	---	---	---
Stop	---	1111	---	---	---	---	---	---	---	---	---	---	---	---

Figure 4. Word data frame

limits us to the beginnings of words. Still, I have found it is possible to construct complex words and sentences in this manner.

The relevant OSBYTE calls are not listed in the *User Guide*, so it's down to brass tacks. With A=&9E or A=&9F we can read or write directly to the speech processor. In either state the relevant commands are placed in Y before calling OSBYTE. At the moment we only need to write commands, and the operations to do so are:

Command	Operation
&4x	Load address
&50	Speak (from PHROM)
&70	Reset (chop!)

The 'x' in the load address command represents a nibble of the address of the word we wish to use. Unfortunately, this command also needs to include the PHROM number. So to pass both the word address and the PHROM number, this particular call has to be made five successive times. Acorn has confirmed that the information to do this in the manual is incorrect, which doesn't help much as the method could be confusing. To work out the format required involves some simple binary arithmetic and is easy. Let us consider the word 'pence' whose absolute address is &2B58. It must be represented in a somewhat unconventional manner; least significant nibble (left) to most significant nibble (right). To this is added the

```

10 REM LISTING 1
20 DIM MC% 10
30 FX=MC%
40 COPT 0
50 .SPEAK
60 LOA#7
70 LOX#(&70 MOD 256) \ SET A = 7
80 LOY#(&71 DIV 256) \ LOAD INITIAL VALUES FROM
90 JSR&FFF1 \ START OF DATA BLOCK
100 RTS \ CALL OSWORD
110 ]
120 !&70=&B50FFBF :REM LOAD CONSECUTIVE LOCs
: WITH ADDRESS AND COMMAND
130 !&74=0 :REM FOLLOWED BY
: PARAMETERS 3 AND 4
140 CALL SPEAK :REM CALL MACHINE CODE
    
```

Program 1. Using!

```

10 REM LISTING 2
20 DIM MC% 35
30 FX=MC%
40 COPT 0
50 .SPEAK
60 LOA#&9F
70 LOY#&48:JSR&FFF4 \ PASS 1st ADDR. PARAM. (LSB)
80 LDY#&45:JSR&FFF4 \ PASS 2nd ADDR. PARAM.
90 LOY#&4B:JSR&FFF4 \ PASS 3rd ADDR. PARAM.
100 LOY#&4E:JSR&FFF4 \ PASS 4th ADDR. PARAM.
: + PART OF PHROM No.
110 LOY#&43:JSR&FFF4 \ PASS PART PHROM No.
120 LOY#&50:JSR&FFF4 \ PASS SPEAK COMMAND
130 RTS
140 ]
150 CALL SPEAK
    
```

Program 2. Instructing processor to speak

YOU HAVEN'T SEEN ANYTHING LIKE THIS ON A COLOUR MONITOR BEFORE.

An RGB monitor from JVC offering a resolution of 370x470 pixels for less than £150?

We guarantee you won't see another bargain like that in this or any other micro mag—or in any other supplier's showroom.

For we've managed to acquire the sole distribution rights to these superb machines and we are able to offer them at an unbeatable price.

There are two models available: medium resolution (370x470 pixels) at £149.95; and high resolution (580x470 pixels) at £229.95. (Both excluding VAT.)

The units have a 14" screen and are suitable for the BBC Micro, Lynx, Oric, Apple, and most other leading micros.

They are robustly constructed in a handsome cream casing. And come with a full year's guarantee.

Delivery is good: your monitor should arrive by courier service within ten days of our receiving your order.

You can order by filling in the coupon below and posting to: Opus Supplies Ltd., 158 Camberwell Road, London SE5 0EE. Or by telephoning 01-701 8668 quoting your credit card number. Or, of course, you can buy in person at our showroom between 9am-6pm Monday-Friday, 9am-1.30pm Saturday.



MODEL REFERENCE	1302 1 Medium Resolution	1302 2 High Resolution
RESOLUTION	370x470 Pixels	580x470 Pixels
CRT	14"	14"
SUPPLY	220-240v 50/60Hz.	220-240v 50/60Hz.
E.H.T.	Minimum 19.5kv Maximum 22.5kv	Minimum 19.5kv Maximum 22.5kv
VIDEO BAND WIDTH	6MHz	11MHz
DISPLAY	80 characters by 25 lines	80 characters by 25 lines
SLOT PITCH	0.3mm	0.1mm
INPUT VIDEO	R.G.B. Analogue TTL Input	R.G.B. Analogue/ TTL Input
SYNC	Separate Sync on R.G.B. Positive or Negative	Separate Sync on R.G.B. Positive or Negative
EXTERNAL CONTROLS	On/off switch and brightness control	On/off switch and brightness control

To Opus Supplies Ltd., 158 Camberwell Road, London SE5 0EE.

Please send me Medium Resolution Colour Monitor(s) at
£149.95 each (ex. VAT).

High Resolution Colour Monitor(s) at
£229.95 each (ex. VAT).

Connection lead(s) at £6.00 each

I understand carriage per monitor will cost an extra £7.00.

(N.B. A Medium Resolution Monitor including VAT, lead, and carriage costs £187.39. A High Resolution Monitor including VAT, lead, and carriage costs £279.39.)

I enclose a cheque for £..... Or please debit my credit card
account with the amount of £..... My Access/Barelaycard

(please tick) no. is _____

Please state the make of your computer: _____

Name _____

Address _____

Telephone: _____

Opus.
Opus Supplies Ltd.

AC.3

The processor will now access the word data and execute it. It will in fact continue to execute the word until either it reaches the end of the data, or it receives a reset command (&FF70). All we need to do, having executed the word, is to wait a suitable length of time and then send the reset command to chop the word off exactly where we require. Program 3 incorporates a double delay loop to allow for a period of 0 to 255. Again I have used indirection to set up the delay, but you can use whatever method suits your requirements. This particular example using the delay value 110 on the word 'pence', produces the new word 'pen'. You will find that both the values 0 and 255 allow any word in the vocabulary to be spoken in its entirety. You can experiment with different delay values on different words to build up a library of both complete new words or additional part words with which to concoct new words.

We can now expand this to pass any number of word/delay pairs sequentially to construct sentences. Program 4 shows one method where the calculations for the five load address commands are done for you, and where suitable word/delay pairs are read from data statements within a loop and passed to a procedure which calls the machine code. This particular method is not very elegant, as reassembling the machine code each time it is called is slow and does not promote very smooth speech. If we are going to create words from several chopped part words, the time between chopping or resetting a word to the start of the next must be negligible. Also notice that the area set aside for the machine code is fixed. If it weren't and you had a lot to say a vast amount of memory would be needed. By the way, there is no prize for guessing what this example says. It is a common occurrence in my house, where I spend too much time at the keyboard and not enough concentrating on the more basic requirements of life.

A much faster and more elegant method would be to use a machine code routine which involves no mathematical calculations and where the word/delay pairs are passed as CALL parameters. Program 5 shows just how effectively new part words can be strung together. In this example the parameter block set up by the CALL is first transferred to zero page where the relevant addresses are initially stored from &70 to &74. The delay value is then stored in &73, and subsequent manipulations for the first four load address commands are stored from &74 to &77. I don't claim this is the ultimate routine for creating speech, but it works and can be effective. If you want to try some other examples replace the data statements with those in figure 3.

There are some important tips to remember when using the above routines. First, don't be tempted to mix the machine code with Basic sound commands. Their access speeds are drastically different and they can easily get out of sync. In many in-

```

10 REM LISTING 3
20 DIM MC% 60
30 FOR N%=0 TO 2 STEP 2
40 P%=MC%
50 COPT N%
60 .SPEAK
70 LDA#&9F
80 LDY#&4B:JSR&FFF4 \ LOAD ADDRESSES
90 LDY#&45:JSR&FFF4
100 LDY#&4B:JSR&FFF4
110 LDY#&4E:JSR&FFF4
120 LDY#&43:JSR&FFF4
130 LDY#&50:JSR&FFF4
140 LDX#70 \ LOAD DELAY FROM &70
150 .L LDY#&FF \ INITIALISE FIRST LOOP
160 .L1 DEY
170 NOP:NOP:NOP:NOP \ SUITABLE ADDITIONAL
180 NOP:NOP:NOP:NOP \ DELAY FACTOR
190 BNEL1 \ LOOP ON &FF
200 DEX
210 BNEL \ LOOP ON DELAY VALUE
220 LDY#&70:JSR&FFF4 \ RESET TO CHOP WORD
230 RTS
240 J
250 NEXT
*260 REM LOAD MEMORY WITH DELAY
270 ?&70=110
280 CALL SPEAK

```

Program 3. Uses delay loop

```

1 REM LISTING 4
10 REPEAT
20 READ AD%,DEL% :REM READ ADDR. AND DELAY
30 PROCSSPEAK :REM CALL M.CODE
40 UNTILDEL%=1
50 END
60 DEFFROCSPEAK
70 FORN%=0TO2STEP2
80 P%=&D00 :REM FIXED ASSEMBLY ADDR.
90 COPT N%
100 .SPEAK
110 LDA#&9F
120 LDY#&40+(AD%AND&F) \ 1st LOAD ADDR.
130 JSR&FFF4
140 LDY#&40+(AD%AND&F0)/&F \ 2nd LOAD ADDR.
150 JSR&FFF4
160 LDY#&40+(AD%AND&F00)/%FF \ 3rd LOAD ADDR.
170 JSR&FFF4
180 LDY#&4C+(AD%AND&F000)/%FFF \ 4th LOAD ADDR.
190 JSR&FFF4
200 LDY#&43:JSR&FFF4 \ 5th LOAD ADDR.
210 LDY#&50:JSR&FFF4 \ SPEAK COMMAND
220 LDX#DEL%
230 .L LDY#&FF
240 .L1 DEY
250 NOP:NOP:NOP:NOP
260 NOP:NOP:NOP:NOP
270 BNEL1
280 DEX
290 BNEL
300 LDY#&70:JSR&FFF4 \ RESET / CHOP
310 RTS
320 J
330 NEXT
340 CALL SPEAK
350 ENDPROC
355 REM WORD / DELAY PAIRS
360 DATA&2321,115,&3573,120,&1F57,135
370 DATA&1483,24,&2923,0,0,1

```

Program 4. Calculates load address commands

```

1 REM LISTING 5
10 DIM MC% 105
20 FOR N%=0 TO 2 STEP 2
30 P%=MC%
40 COPT N%
50 .SPEAK
60 CLC
70 LDX#4
80 .L LDA#601.X \ TRANSFER RELEVANT
90 STA&70,X \ PARAMS. TO ZERO PAGE
100 DEX
110 BPL L
120 LDY#0

```

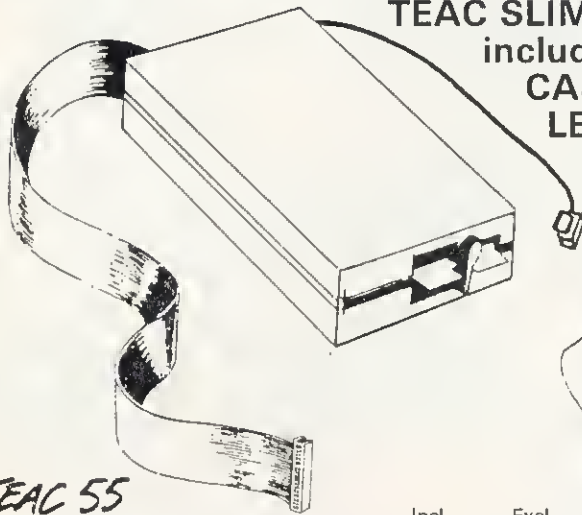
continued on page 49

YOU TOO CAN LOAD AND SAVE IN SECONDS!

Replacing your Cassette with a Disk Drive, means DATA ACCESS in less than 5 seconds!

If you are looking for a guaranteed Disk Drive, fully BBC compatible, at a price that includes VAT, formatting disk, user manual, cases and leads, then just look at our all-inclusive prices!


TEAC SLIMLINE DRIVES including VAT CASES & LEADS



TEAC 55

SINGLE DRIVES CASED

	Incl. VAT	Excl. VAT
40 TRACK 100K	£166	£144.35
40 TRACK 200K	£230	£200.00
40/80 TRACK SWITCHABLE 200K	£199	£173.05
40/80 TRACK SWITCHABLE 400K	£257	£223.48



TEAC 55

DUAL DRIVES CASED

	Incl. VAT	Excl. VAT
40 TRACK 200K	£320	£278.26
40/80 TRACK SWITCHABLE 400K	£402	£349.57
40/80 TRACK SWITCHABLE 800K	£520	£452.18
DISK FILING SYSTEM	£75	£65.22
POWER SUPPLY UNIT	£32.20	£28

MITSUBISHI DRIVES

	Excl VAT	Incl VAT
400K SINGLE DRIVE	£213.04	£245
800K DUAL	£379	£435.85
800K and power supply	£399	£458.84

* These drives are fully compatible with other computers and can be used should you change your computer—although double density drives, we have only quoted single density figures.
* Educational Establishments and Government Departments. Orders accepted.

DEALER ENQUIRIES WELCOME

SPECIAL OFFER!

**FULL HEIGHT DRIVE
£145 inc. VAT
READY TO PLUG IN**

HOW TO ORDER

BY POST

To purchase any of the items simply fill in your requirements listed above in the coupon.

Enclose your cheque/PO or use your Access or Barclaycard. Please make cheque payable to VIGLEN COMPUTER SUPPLIES and post to address below, allow 7 days for delivery & add £8 carriage, package & insurance on all prices.

BY TELEPHONE

(01) 843 9903
Credit Card holders (Access/Barclaycard only) can purchase by telephone. Please give Card No., Name, Address and the item required.

Post to: VIGLEN COMPUTER SUPPLIES, UNIT 7, TRUMPERS WAY, HANWELL W7 2QA

Please send me the following items:

I enclose Cheque/PO for £ _____

I prefer to pay Access/Barclaycard (Delete whichever not applicable)

CARD No. _____

SIGNATURE _____

NAME _____

ADDRESS _____



Tel (Day) _____ Tel (Eve) _____



CREDIT CARDS VALID IF SIGNED BY CARD HOLDER ADDRESS AREAS MUST BE THE SAME AS CARD HOLDERS

P.C.N. 1

Viglen

COMPUTER / SUPPLIES UNIT 7 TRUMPERS WAY
HANWELL W7 2QA
Tel: (01) 843 9903

**ENQUIRE ABOUT OUR 48-HOUR
GUARANTEED
DELIVERY SERVICE!**

Personal Callers Welcome

stances the delay factor you choose will be critical; a numeric difference as little as two can have a considerable effect. Unfortunately, we are always left with the sounds produced from the PHROM data, which cannot be altered. As such not a great deal can be done to alter tone, emphasis or inflection. However, judicious use of delays between words and individual syllables can provide close approximations. You can use chopped values of the two timed spaces provided in the vocabulary to help with this. Similarly, where you may have a choice of standard words which all appear to provide the same part word, you should test each one to find which has the nearest energy and pitch levels for your purpose. It's just a case of experimenting and persevering until you get what you want. Don't be tempted to rush things. Develop one word at a time and get it right before going on to the next or concentrating on inter-word spacing. Build up phrases gradually; you can always refine them later.

There is one final method available for constructing new words from scratch. Although Acorn says it can be used, it is extremely difficult. You not only have to be a linguistics expert, but also have access to very sophisticated speech analysis equipment. Because of the volume of data needed to construct each word it can also consume vast amounts of memory. Few people will be able to do it properly, so it will not be of any great value. However, there are ways to get round some of the problems.

The method involves constructing the correct data for any particular word, storing it in RAM, and instructing the speech processor to execute it. The word data is constructed in frames, each 1/40s long, and containing a number of parameter types. The parameters are energy, repeat and pitch, followed by up to 10 vocal parameters (reflection coefficients, K1 to K10). The first three are essential and determine what others are required. The energy and pitch parameters have an obvious meaning and 'repeat' provides a method of extending a sound by repeating the previous frame. The other 10 parameters represent special values to emulate the vocal tract and have a decreasing effect from K1 to K10. Typical frames, showing the number of bits required for each parameter, might look like figure 4.

All words can be constructed from these formats, but you must pack the last value with zeros to ensure the data will form complete eight-bit bytes. Having constructed the data in bit form, you take a byte at a time and form the actual numeric data values ready for processing. The first two bytes from the above, for example, would be 10110101 (181) and 01011100 (92), and so on. The next thing to do is read a byte at a time, reverse the order, and store it in an array. From the example this would produce the first two bytes as 10101101 (173) and 00111010 (58). Reverse order is necessary because of the

continued from page 47

```

130 LDA(&73),Y
140 STA&73          \ STORE DELAY VALUE
150 LDA(&70),Y      \ WORD ADDRESS (LSB)
160 AND#&F         \ CALC. 1st LOAD ADDR. p1
170 ADC#&40
180 STA&74          \ STORE p1 AT &74
190 LDA(&70),Y      \ NEXT WORD ADDR. NIBBLE
200 AND#&F0        \ CALC. 2nd LOAD ADDR. p2
210 LSR A
220 LSR A
230 LSR A
240 LSR A
250 ADC#&40
260 STA&75          \ STORE p2 AT &75
270 INY
280 LDA(&70),Y      \ NEXT WORD ADDR. NIBBLE
290 AND#&F         \ CALC. 3rd LOAD ADDR. p3
300 ADC#&40
310 STA&76          \ STORE p3 AT &76
320 LDA(&70),Y      \ NEXT WORD ADDR. NIBBLE (MSB)
330 AND#&F0        \ CALC. 4th LOAD ADDR. p4
340 LSR A
350 LSR A
360 LSR A
370 LSR A
380 ADC#&4C
390 STA&77          \ STORE p4 AT &77
400 LDA#&9F
410 LDX#0
420 .L1 LDY&74,X:JSR&FFF4 \ PASS p1 TO p4
430 INX
440 CPY#4
450 BNE L1
460 LDY#&43:JSR&FFF4    \ PASS p5
470 LDY#&50:JSR&FFF4    \ SPEAK COMMAND
480 LDX&73              \ LOAD DELAY
490 .L2 LDY#&FF
500 .L3 DEY
510 NOP:NOP:NOP:NOP
520 NOP:NOP:NOP:NOP
530 BNE L3
540 DEY
550 BNE L2
560 LDY#&70:JSR&FFF4    \ RESET COMMAND
570 RTS
580 J
590 NEXT
600 REPEAT
610 READ ADX,DELY      :REM WORD/DELAY PAIR
620 CALL SPEAK,ADX,DELY
630 UNTIL DELX=1      :REM DUMMY TO END
640 END
650 DATA&2321,118,&25F,20
660 DATA&3573,135,&415,80
670 DATA&1483,35,&2923,220,0,1

```

Program 5. Stringing together new part words

```

10 REM LISTING 6
20 REM DIMENSION DATA STORAGE
   AND M.CODE AREAS
30 DIM ARRAY% 200,MC% 50
40 REM ASSEMBLE M.CODE TO REVERSE
   EACH DATA BYTE
50 P%=MC%
60 LOFT 0
70 .REVERSE
80 STA&80:ROL&80:ROR A \ CODE TO REVERSE
90 ROL&80:ROR A      \ EACH BYTE
100 ROL&80:ROR A     \ USING ZERO PAGE
110 ROL&80:ROR A
120 ROL&80:ROR A
130 ROL&80:ROR A
140 ROL&80:ROR A
150 ROL&80:ROR A
160 RTS
170 J
180 REM ASSEMBLE M.CODE TO SPEAK: DATA
190 FOR NX=0 TO 2 STEP 2
200 P%=MC%+27      :REM SHIFT M.CODE POINTER
210 LOFTNX
220 .SPEAK
230 LDA#&9F
240 LDY#&60        \ INITIALISE WITH &FF60

```

continued on page 51

??

Do you ever wonder what you spend on clothing?
Do you need to know how much money will be
in your bank account at the end of the month?

Do you have a part time business?
Do you run the books for a club or society
Do you make VAT returns?

THEN YOU NEED THE

HOME ACCOUNTANT

for only £19.95 (including VAT)

**Cassette or Disk versions for the BBC Model 'B'
(or Model 'A' with 32k RAM)**

This package - complete with 41 manual

- keeps a 24 column analysed account of payments and receipts*
- calculates the VAT owed/owing
- produces printed accounts
- handles regular payments automatically

* Each column in turn could be analysed further by creating new accounts

Send cash/cheque to the Acorn distributor for the
North West and Wales



System Support Services
Brook House, 513 Crewe Road,
Wheelock, Sandbach,
Cheshire CW11 0QX
Telephone (09367) 3842 & 61249

MUSE

- SOFTWARE
- PUBLICATIONS
- INSURANCE
- INFORMATION


MUSE is an organisation for parents and teachers.

MUSE offers its members; insurance, courses, booklets, journals, an annual conference, a friendly and unbiased information

MUSE has an extensive library of educational software covering Apple, BBC, PET, RML380Z, Spectrum and ZX81

MUSE's booklet "A Beginners Guide to the BBC Micro" by Richard O'Silva - a step by step guide to simple BBC programming has sold over 6000 copies. Order yours now - price £1.00 including postage and packing.

Guides and membership details from:



MUSE (Dept AU)
P.O. Box 43
Hull
HU1 2HD

New Release

GOLDEN CHALLENGE SOFTWARE ^(N)

Present



CALIGULA 1 ! ^(C)



'If you had ultimate power
what would you do?'

He made his horse a General, he ridiculed the Senate, smashed his enemies and worse! He was ruler of the greatest, most decadent empire the world had seen, the glory that was Rome. "What would you have done . . . ?" Well now you can find out. Deploy your Centurions and battle against (from among others) the Greeks, the Judeans and the (unbeatable?) tribes of England. Decide when to attack? When to seek peace? How outrageous a Palace? How strong a Praetorian Guard? Fight on the English front or stay at the Palace, see the Chariot Races, and to hell with the consequences. . .

There is also the SEER; consult him and you will see that Caligula 1^(C) is more than you think. A superb games suite in concept and design.

BUY IT—AND LET YOUR COMPUTER TURN YOU ON FOR A CHANGE

Cassette: £8.95

Price includes manual and function key card. 32K (Series 1.0 & 1.2)

Disc: £10.00

Credit cards accepted

Tel: 01-404 5737

24 hr Ans: 01-405 8582

Cheques/POs to:

Golden Challenge Software, 2-4 Chichester Rents, Chancery Lane,
Price includes VAT and Postage. London WC2A 1EG

© Copyright

^(N) A Division of Nigel Ward A-V Productions (Europe)

way the speech processor buffer stores and sends the data. The final step is to instruct the processor to 'speak' the data stored in the array. This is where the remaining two commands arise. You will remember the command &FFBF to 'speak from PHROM'; we now need the command to 'speak from RAM' (speak external). There are in fact two - &FF60 must be sent with the first two bytes as this also initialises the processor to the required state; &FF00 is used with all subsequent data. Program 6 illustrates the whole process and contains the data for the word 'illegal'.

Having got this far, the only real problem left is how to work out the required data for any new word. The answer is, it's almost impossible without the right equipment. However, having said that, all is not lost. There is a way (if you're a masochist). The method requires reading the data for an existing word from PHROM, reconstituting the parameters in binary form, taking out those complete sets of parameters for the part word you want, and translating these back into numeric data values that can be used in the routine (program 6). This can be used to create new words, or to obtain part words from any section of an existing word, not just the beginning. This I will leave you to experiment with, but as a start look at program 7. I used it to obtain the data in PHROM for 'illegal'. Again, it's not too elegant, but putting in the correct address will allow you to read the data stored for any word in the vocabulary. Modifications would also allow you to store and manipulate the data as you wished. As you can see, the location of the first byte of word data is always the absolute address. However, the location of the last byte of data is not, as you might expect, the location prior to the absolute address of the next word. The last byte(s) of the data sequence contains the word name(s) of the next word (Speech Processor Manual, p29,30). A close look at the addressing loops in the program should clarify this.

A facility does exist whereby 'code values' relating to standard sets of voice parameters (energy, pitch etc) can be passed to the processor, to avoid the necessity of storing vast quantities of data. Unfortunately, Acorn cannot shed any light on how this is done, and I have, as yet, been unable to discover the information elsewhere. Time will tell.

One point remains. If you are developing software in which you wish to test for the presence of the speech processor, this is quite easy. Just try the following:

```
A%=&EB.X%=0.Y%=&FF.X%=
(USR&FFF4 AND&FF00)&100
```

X% will be zero if the processor is not present, and &FF if it is.

I hope this quest has proved of interest. For those who already have the power of speech, at least your machine will have more to say for itself than it does at present. I hope your own experiments will be fruitful and would welcome any comments or further information as a result. ●

continued from page 49

```
250 JSR&FFF4
260 LDX#0
270 .LOOP          \ LOOP SENDING REVERSED
280 LDY ARRAY%,X  \ DATA STORED IN ARRAY%
290 JSR&FFF4
300 INX
310 CPY#0
320 BNE LOOP
330 RTS
340 J
350 NEXT
360 REM CALL PROC. TO READ,
      REVERSE AND SPEAK DATA
370 PROC$PEAK
380 END
390 DEFPROC$PEAK
400 IX=-1
410 REPEAT
420 IX=IX+1
430 REM READ EACH DATA VALUE
440 READ AX
450 REM REVERSE AND STORE
460 ARRAY%?IX=USR(REVERSE)AND&FF
470 UNTIL AX=0
480 REM CALL M.CODE TO SPEAK
490 CALL SPEAK
500 ENDPROC
510 REM DATA FOR "ILLEGAL"
520 DATA164,152,50,149,246,66,239
530 DATA52,230,132,250,4,28,195,120
540 DATA105,39,14,166,210,250,107,69
550 DATA194,161,181,69,175,16,109,100
560 DATA11,107,100,212,89,107,2,221
570 DATA85,53,38,158,192,187,117,180
580 DATA77,153,16,86,93,78,149,106
590 DATA236,7,151,98,101,90,187,129
600 DATA85,230,132,10,32,238,136,137
610 DATA176,117,20,149,131,43,54,233
620 DATA100,227,98,239,18,44,95,85
630 DATA195,92,190,143,24,77,241,48
640 DATA115,172,166,81,141,59,156,218
650 DATA225,156,41,78,199,122,56,101
660 DATAB,219,192,77,213,216,197,216
670 DATA214,45,173,126,31,90,0
```


Program 6. Uses data for 'illegal'

```
10 REM LISTING 7
20 REM LOAD WORD ADDR.
      MINUS No. OF LETTERS IN WORD
30 REM .DAT PASSES A "READ BYTE"
      TO ACCESS CONSECUTIVE DATA VALUES
      FOR THE WORD STORED IN PHROM
40 REM NB THE 1st ". " No. OF BYTES,
      WHERE "x" IS No. OF LETTERS IN WORD,
      ARE THE WORD NAME(S)
50 MODE7:VDU14,10,10
60 DIM MC% 50
70 DIM DAT% 250
80 FOR N%=0 TO 2 STEP 2
90 P%=MC%
100 DOPT N%
110 .ADDR          \ LOADS ADDR. OF WORD REQUIRED
120 LDA#&9F
130 LDY#&47:JSR&FFF4 \ MUST BE WORD ADDR.
      MINUS No. OF LETTERS
      IN WORD
140 LDY#&43:JSR&FFF4
150 LDY#&4E:JSR&FFF4
160 LDY#&4D:JSR&FFF4
170 LDY#&42:JSR&FFF4
180 RTS
190 J
200 P%=P%+10
210 DOPT 0
220 .DAT
230 LDA#&9F:LDY#&10:JSR&FFF4 \ SEND "READ BYTE"
240 LDA#&9E:JSR&FFF4 \ READ BYTE FROM PHROM
250 TYA          \ TRANSFER RESULT IN Y TO A
      FOR USE WITH USR
260 RTS
270 J
280 NEXT
290 REM CALL TO LOAD WORD ADDR.
300 CALL ADDR
310 PRINT"WORD NAMES :"" LABELLI (REVERSED)""
320 REM ADDRESSES OF WORD NAMES FOR "ILLEGAL"
330 FORIX=%1E37 TO%1E3D
340 REM CALL FOR DATA IN PHROM
350 PRINT USR(DAT)AND&FF
360 NEXT
370 PRINT"DATA :""
380 REM ADDRESSES OF DATA FOR "ILLEGAL"
390 FOR IX=%1E3E TO %1E5A
400 PRINT USR(DAT)AND&FF
410 NEXT
420 PRINT"WORD NAMES (NEXT WORD) :"" -NI (REVERSED)""
430 REM ADDRESSES OF WORD NAMES FOR "IN-"
440 FOR IX=%1EBC TO %1EBD
450 PRINT USR(DAT)AND&FF
460 NEXT
470 END
```

Program 7. Obtains data from PHROM

LOTHLORIEN

Adventure and action for Acorn



Johnny Reb

NEW from WARMMASTER

There's still plenty of fight left in the Confederate South as each side selects forces to manoeuvre on a full-graphics battlefield. Play against the computer or challenge a friend to perfect your tactics and re-write American history.

BBC-B £6.95 ONE OR TWO PLAYERS

the Stolen Lamp

This new Lothlorien adventure game is played in an Arabian Nights fantasy. You have to retrieve the Emperor's stolen lamp and return, by magic carpet or camel, with as much treasure as you can. Beware the enchantress and the denizens of the Blue Lizard Cafe.

BBC-B £6.95 ONE PLAYER



With 'Warmaster', 'Actionmaster' and the new 'Adventuremaster', Lothlorien have justifiably earned a reputation as the mind stretchers.

Lothlorien add new titles every month and are always interested in hearing from programmers with first-class software.

Lothlorien games are available from most leading software specialists, or direct by post at no extra cost.

PARAS Your hand picked force has to capture a river crossing behind enemy lines in this all-graphics wargame. 10 levels of play.

BATTLEZONE 2000 Take on a computer-controlled battle machine in this futuristic wargame.

ROMAN EMPIRE Building an army is only the start of an Empire-building campaign. Leadership, morale and fighting efficiency count for more. 3 levels of play.

CONFRONTATION A build-on base for non-nuclear conflict provides 2 players with scope to re-enact any 19th or 20th Century campaign. Cassette contains master program plus Stalingrad scenario.

Please send me (tick box)

STOLEN LAMP BBC-B £6.95
 JOHNNY REB BBC-B £6.95
 PARAS BBC-B £6.95

BATTLEZONE 2000 BBC-B £6.95
 ROMAN EMPIRE BBC-B £6.95
 CONFRONTATION BBC-B £7.95
 (1.2 operating system only)

I enclose a cheque/PO for £ _____ made payable to M.C. Lothlorien.

Please debit my Access A/C No. _____ Signed _____

Name _____ Address _____

Send to M.C. Lothlorien, Department A/U, 56a Park Lane, Poynton, Cheshire SK12 1AE.

Tel: 0625 876642

LOTHLORIEN the mind stretchers

TOP SAVINGS ON PRINTERS

★ ★ PRINTERS ★ ★

	Price ex VAT	Price inc VAT
BBC INK JET (P)	239.00	274.85
BBC INK JET (S)	267.00	307.05
EPSON		
RX 80T	229.00	263.35
RX 80F/T	256.00	294.40
FX 80	335.00	385.25
MX 100F/T III	375.00	431.25
FX 100F/T	430.00	494.50
Epson FX80 & RX80 Ribbons	4.00	4.60
Full range of Epson Interfaces Available		
OTHERS		
BROTHER HR1	525.00	603.75
JUKI 6100	350.00	402.50
MANNESMAN PIXY PLOTTER	505.00	580.75
MANNESMAN TALLY MT80	265.00	304.75
OKI 80A (P)	180.00	207.00
OLYMPIA ESW102	675.00	776.25
SEIKOSHA GP100A	175.00	201.25
SHINWA 4 Colour	139.00	159.85
SHINWA CP80	240.00	276.00
SMITH CORONA TP1	299.00	343.85
STAR DP510	235.00	270.25
STAR DP515	285.00	327.75

PLEASE PHONE FOR DETAILS OR WRITE TO:
MAYFAIR MICROS
 65 DUKE STREET, LONDON W1. TEL: 629 2487

FUN TO LEARN SERIES

For the BBC B Microcomputer

A new cassette series written by a professional educationalist and developed in a school environment. The programs are menu-driven and thoroughly error-trapped with performance monitoring and good use of colour, sound and graphics. The cassettes are supplied with full documentation.

SUITABLE FOR 6 YEAR OLDS AND ABOVE

FUN TO LEARN: routines to test counting, word recognition, code cracking, and to help with arithmetic. Includes menu structure and performance monitor.

MONSTER MATHS: routines to test area estimation, mental arithmetic, times tables, arithmetic skills and logical thought. Includes automatic difficulty control and printing speed control.

SPECIAL INTRODUCTORY OFFER:
 £6.95 PER CASSETTE, AND £11.95 FOR BOTH

Available now from: **SHARDS SOFTWARE**

At selected branches of Boots and all good software outlets or send cheque/PO to us at:

189 ETON ROAD, ILFORD, ESSEX IG1 2UQ

SNAPPY WRITING

THIS article assumes you have mastered the art of moving a shape around the screen, and that you now wish to write a game. So, take a look at Nick Wilkinson's article first if you need to.

There are several ways of writing a game, or any program. The first is to sit down with a pencil and paper, and rough out the outline, ie how the player will be represented, how the baddies will move, what shape the screen will be, and so on. Having done this, it's time to write the main loop of the program. This is normally in a form similar to figure 1.

Note how long names are used for the subroutines – this aids legibility and the code becomes self-documenting. Once this 'top level' is out of the way, the writer can concentrate on the subroutines themselves.

The next thing to think about is the 'difficult' subroutines. Most games have some speciality which sets them apart from the others, for example in *Scramble* (*Rocket Raid*), the sideways scrolling screen is the feature, and in *Donkey Kong*, it is the large number of different things to dodge, climb, and rescue. These 'features' are usually the most difficult to program, and the author must check the idea can be done on the machine before continuing. For example, hardware scrolling cannot be used on the Electron for the smooth sideways motion required by *Scramble*, and thus it is necessary to devise some other method, or start something else.

First, however, let's think about structure. The method just described is a combination of the 'top down' approach, and the 'bottom up' approach. The terms become fairly self-explanatory if you think of the program as a tree, with the main loop at the top (all trees in computing are upside down, as the root is at the top, with the 'branches' growing downwards!), and the 'primitives' (which are the routines that do the donkey work of looking at the keyboard, plotting a shape, etc) at the bottom.

At a lower level, other things which come under the nebulous heading of 'structure' are parameters, small routines, constants, comments and look-up tables. First parameters. These are a good idea in assembler for the same reason that they are in Basic—ie they make the routine more general-purpose. Parameters can be passed to a routine in one of at least four different ways. If there are only a maximum of three single byte values to pass, the 6502 chip's internal registers (A, X, Y) can be used (this is the method used by the MOS with OSBYTE calls). Next, X and Y can together form a 16-bit address, where an information block is held – as in OSWORD calls. Another way is to leave the values to be passed on the stack (see Joe Telford's

Jonathan Griffiths, author of *Snapper*, gives away some Acornsoft secrets on writing games

article), although this would require careful removal, as the first two bytes to be pulled would not be parameters, but would instead be the address to return to. This method is useful for recursive routines. But beware, the 6502 stack is only 256 bytes long, and if this is used heavily, it may crash (ie wrap around to the start when it gets too long). Finally, of course, the parameters can be passed into known addresses.

Small routines make the code easier to debug, which is a real necessity, although often over-looked. If it is possible to read the whole routine on one screen (without multi-line assembler statements!), then it becomes much easier to spot errors.

Constants are a good idea because to change, say, the number of ghosts chasing you, it would only be necessary to change one statement in the initialisation section. Most people write all their constants as numbers, which would mean, to do the same as before, going through the entire source code (my latest game, *JCB Digger*, has about 110k of source!), and then changing all the places where the number of ghosts was mentioned, which are not always easy to spot.

Comments are nearly always ignored when people start to program, and it is only later, when they start to wonder exactly how that amazing three dimensional plotter worked, that their value is realised. Also,

many people who are brought up on Basic think of comments as wasteful, as they occupy valuable RAM. This point does not apply to assembler, which may be likened more to a compiler than to an interpreter, and the only problem is then how to get the source code into the machine. This problem can be solved – see later.

Look-up tables produce fast, and often compact, code. These can be used to convert one value to another, whenever it is needed, and where there is no simple algorithm to do so. An example might be a three-times table look-up.

Long variable names, mentioned earlier, might be felt by some to be impractical in a micro with only a small memory, but these memory problems can be sorted out with a master program which takes the assembler source code in chunks, and assembles them one after the other. This means that, since all the source does not need to be there at once, there can be as many comments and long variable names as you wish.

The master program could look like figure 2. This makes use of the fact that BBC Basic allows more than one program to be resident in memory at any time. Thus the master program is always in memory, and each source file is loaded up when it is needed. Note also the way of swapping between programs. Each source file is not RUN, but is treated as a subroutine to the main program. This means that all the variables from all the source files are known about from the master program, and each source file is not aware that it's fellows are not there, as the information regarding them is known. A typical memory map might look like figure 3. Each source file should only be about 8k long, and this is the one size that can shrink if the object code and the storage for the variables gets too large. Some typical numbers in the master program (figure 2) for those with a disc machine would be:

- origin at &1900.
- if the game uses a 20k graphics mode (as most do), the area reserved for the source files would probably start at &3000
- the master program would start at about &5000, and the variables would live from the TOP of this program to the bottom of the screen (&7C00 for teletext).

With an Electron, the only differences would be that the screen would start at &6000 instead of &7C00, and you might need to shunt everything down a little, or reduce the size of your source files.

Note that I assume a disc-based system for this program because of the number of file accesses needed with two-pass as-

```
.enter
        JSR initialise
.mainloop
        JSR update
        JSR plotshapes
        JSR getinput
        JSR checkcollisions
        LDA dead
        BEQ mainloop
        JMP hiscore
```

Figure 1. Main program loop

COM-TEC COMPUTER SYSTEMS



DEALER
AND
SERVICE
CENTRE



DEALER

23 Sheffield Road,
Barnsley
South Yorkshire
Tel.: 0226 46972

TRADE AND EDUCATIONAL
ENQUIRIES INVITED. BULK
ORDER DISCOUNTS AVAILABLE

ALL PRICES INCLUDE VAT
CARRIAGE FREE ON ALL
ITEMS

COMPUTERS




BBC Model B	399.00
BBC Model B + Disk	469.00
Electron	199.00
Disk Interface Kit	98.00

PRINTERS



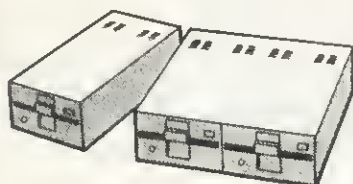
Seikosha GP100A	189.75
Seikosha GP250A	264.50
Seikosha GP700A	458.50
Epson RX80T	310.50
Epson RX80	431.25
Epson RX80FT	356.50

MONITORS



Mitrovitec 14" Cub	245.00
Phoenix Green Screen	130.00
BBC Monitor	104.54
Amber Screen	135.00

DISK DRIVES



Single Drive 200K	228.85
Twin Drive Double Sided 400K	431.25
Single Drive 80 Track 400K	288.00
Twin Drive 80 Track	511.75
Twin Drive 40/80 Switchable	540.50

Torch 280 Disk Pack with £1,400
worth of Software Price £839.50

SOFTWARE

ACORNSOFT

Snooker
Magic Garden
Personal Money Management
Word Hunt
Missing Signs
Bug Byte
Software
City Defence

SUPERIOR SYSTEMS

Q Bert Road Runner
Hunchback

Computer Data Cassette Recorder £24.99
Joysticks £13.00
Eprom Programmer £138.00
Joystick Utility £9.99



Five-a-side
Pontoon
Leap Frog

Beeb Art

Music Processor

Wordwise

Felix in

the Factory

Junior Maths Pack

Chess Killer Gorilla

Felix and the Fruit Monsters

Alien Swirl

Danger UXB

Caveman Adventure



Aptl Side Wise £43.70
Printer Cables £15.00
Cassette Leads £3.50

BUSINESS SOFTWARE for BBC Computer

Sales Ledger
Purchase Ledger
Nominal Ledger

Payroll
Stock Control
Client Data Base

Mail Merge
Word Processor
Telephone Index

Cassette Version and Integrated Systems on Disc

ACCESS AND BARCLAY CARDS
ACCEPTED
Tel: 0226 46972

COM-TEC COMPUTER SYSTEMS


```

10 origin=<start of area for machine-code>
20 file$="ABC"
30 PROCrun("I",<page for source files>)
40 FOR pass = 0 TO 2 STEP 2
50   P%=origin
60   FOR files = 1 TO LEN(file$)
70     PROCrun(MID$(file$,files,1),<page for source files>)
80   NEXT files
90 NEXT pass
100 PRINT "Object code from ";STR$`origin;" to ";STR$`P%
110 END
120
130 DEF PROCrun(name$,start)
140 PRINT name$
150 OSCLI "LOAD SOURCE"+name$+" "+STR$`start
160 PAGE = start
170 GOSUB 0
180 ENDPROC

```

Figure 2. Example master program

```

0 REM SOURCEB          .rnd
10                    LDA seed
20 [OPT pass          AND #&48
30 <assembler text>  ADC #&38
.                    ASL A
.                    ASL A
.                    ROL seed+2
.                    ROL seed+1
1000 ]                ROL seed
1010 RETURN           LDA seed
                    RTS

```

Figure 4. Format for source file

Figure 5. Random number routine

sembly. You can use it on cassette if you must, but if you do, it would be a good idea to insert a line 85, saying 'PRINT "Please rewind your tape":dummy=GET', so the second pass may work. Also, don't forget to have your source files in the right order, or it won't work.

Each source file must correspond to a certain format for the master program to be able to assemble it, which is shown in figure 4. The stipulations are that there must be a line 0, or the PROCrun routine won't find the start of the code, and that the opening of the assembler must have an 'OPT pass' directive, and finally, that at the end of the file, there must be a 'RETURN' statement to return control back to the master program.

Line 30 makes a reference to a SOUR-

CEI, where the 'I' stands for initialisation. It is this file which sets up all the tables and variables that the other source files reference. Thus all zero page allocations are done at the start, along with setting up any constants, and defining data tables. Because this is only used at the beginning, it is not necessary to have it in the loop which does the double pass.

Right, that's enough theory, let's have some useful routines! First, a random number routine (figure 5). All registers are ignored on entry, and everything except A (the accumulator) is preserved on exit. This routine simulates a 23-bit shift register, using the three bytes of 'seed'. On exit the accumulator, A, will contain a pseudo-random number. (Note that 'seed' must be given an initial value which is non-zero.)

Next, figure 6 gives a sound player in assembler. On entry, A specifies the sound to be played.

There are several interesting points in figure 6. A look-up table (soundbuffer) is used. Also, two functions are used (FNlo and FNhi). These return the low byte, and the high byte respectively, of the value passed to them. They are normally defined so:

```

DEF FNlo(value)=value AND &FF
DEF FNhi(value)=(value AND &FFFF)
DIV &100

```

Finally, note the use of a JMP instead of a JSR / RTS at the end of the routine. This technique can also be used in Basic, where a 'GOTO x' is equivalent to a 'GOSUB x : RETURN'.

Now for a screen handling routine. This one waits for the cathode ray gun inside the VDU to hit either the top of the screen (BBC machines) or the bottom of the screen (Electrons).

On Electrons, the only sensible way to do this is by calling OSBYTE with A set to 19. Thus:

```

.vsync
LDA #19
JMP osbyte

```

On BBC micros, because operating system 0.1 does not have an OSBYTE 19 call implemented, it is necessary to look directly at the hardware (figure 7). (Series 1 OS does support OSBYTE 19, so the method to be described can be ignored if you only wish to write for new OS machines.)

Figure 7 is very useful for producing

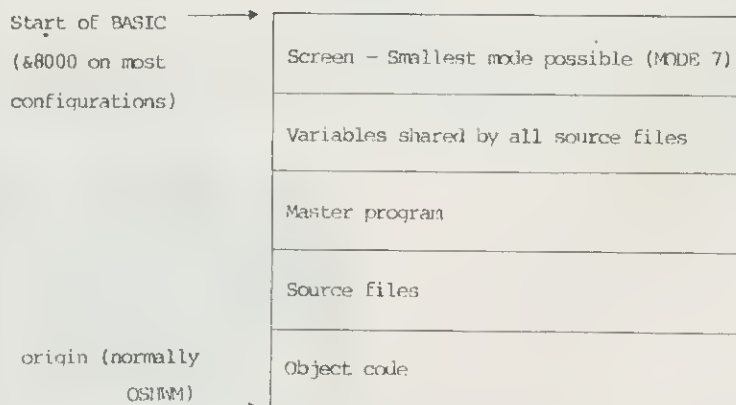


Figure 3. Typical memory map

Christmas Special


Free pair of joysticks and cassette lead with every BBC Micro ordered to be delivered by 24-12-83. Value £17.50



No. 1

Christmas Special

Free box of discs with every disc drive ordered which we can deliver by 24-12-83. Value £17.25 - £36.80



No. 2

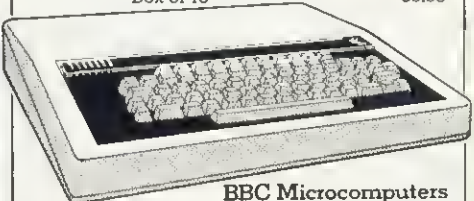
BBC Microcomputers		Price £ inc VAT
ANB01	BBC Microcomputer Model B	399.00
ANB02	BBC Micracomputer Model B+ Econet	447.51
ANB03	BBC Microcomputer Model B + Disc	498.19
ANB04	BBC Micro. Model B + Disc & Econet	545.20

BBC Microcomputer Compatible Flappy Discs		
BBC40TS	Single sided 40 track discs Box of 10	17.25
BBC40TD	Double sided 40 track discs Box of 10	28.75
BBC80TD	Double sided 80 track discs Box of 10	36.80

BBC Microcomputer Upgrade Kits		
BBCA2B	Model A to B upgrade kit	69.00
BBC3	Disc interface kit	97.70
BBC3D	Double density disc interface kit	103.45
BBC7	Econet interface kit	70.00
ANB14	Speech interface	55.00

// Thank you for your prompt, helpful service. //
J.W., Langley, Berkshire

// I am impressed with your quick and efficient service. //
R.N., Peterborough



BBC Microcomputers Model B **£399.00** with disc interface **£498.19**

BBC Microcomputer Compatible Monitors		
14MON	Micravitec 1431 colour monitor	247.25
12MNON	NEC 12" high resolution monitor Green phosphor	159.85
9MON	NEC 9" high resolution monitor Green phosphor	148.35
STAND	Manitor stand	11.44

BBC Microcomputer Accessories		
ANC01	2nd Processor 8502	195.50
ANC04	2nd Processor Z80	339.25
ANE01	Teletext receiver	225.00
BBC45	Pair of joysticks	13.00

// I was pleasantly surprised to receive your parcel yesterday only 2 working days after I first wrote to you - not many suppliers in the small computer market manage such a fast turnaround time. //
J.L., London

BBC Microcomputer Compatible Disc Drives		
BBC31S	Single 100K drive	201.25
BBC31D	Dual disc drive 2x100K	362.25
BBC32S	Single 200K double sided drive	258.75
BBC32D	Dual double sided disc drive 2x200K	483.00
BBC34S	Single 400k double sided 80 track disc drive. 40/80 track switchable	327.75
BBC34D	Dual double sided 80 track disc drive 40/80 track switchable	603.75

All disc drives supplied with connecting cables, utilities disc and manual.

BBC Micracomputer Econet Accessories		
AEH18	10 Station lead set	28.75
AEH15	Terminator box	35.00
AEH14	Clock box	45.00
AES20	Fileserver Level 1	99.00
AES21	Fileserver Level 2	249.00
AEH17	100m Econet cable	99.00

Sorry Sam tough act

Quality: We only sell prime branded products from the industry's leading manufacturers such as Texas Instruments, Motorola, National etc. They are all current production with recent date codes. We do not buy sub standard products, manufacturers surplus or job parcels.

Reliability: All systems products are fully tested before despatch

and are guaranteed to be in good working order. All faults reported are fully investigated and promptly put right. Investigation has revealed that the vast majority of these faults have occurred as a result of damage caused in transit.


Service: All orders received by 3.30 pm are despatched that same day by 1st class post or Datapost, stock permitting. Better



MIDWICH COMPUTER COMPANY, RICKINGHALL HOUSE, HINDERCLAY ROAD

Christmas Special


Free Acornsoft game (our choice of game) with every colour monitor ordered which we can deliver by 24-12-83. Value £9.95



No. 3

Christmas Special

Free printer lead with every printer we can deliver by 24-12-83. Value £14.95



No. 4



BBC Microcomputer Compatible Printers

RX80	Epson RX80 printer	310.50
FX80	Epson FX80 printer	425.50
LIST	Box listing paper 2000 sheets	14.95

BBC Microcomputer Cables and Connectors

BBC21	Printer cable inc Amphenol plug	14.95
8BC22	User port connector + 36" cable	2.83
BBC23	Cassette cable 2x3.5mm + 1x2.5mm jacks	4.03
8BC24	7 pin din pl. (cassette int)	0.69
BBC25	6 pin din pl. (RGB output)	0.69
BBC26	5 pin din pl. (serial int.)	0.69
BBC27	5 pin din pl. (Econet int.)	0.69
BBC35S	Data cable single drive	9.77
BBC35D	Data cable dual drive	14.38
BBC36S	Power cable single drive	5.17
BBC36D	Power cable dual drive	6.32

Acornsoft Languages

SBL01	Forth cassette	16.85
SBL02	Lisp cassette	16.85
SBL04	Microtext cassette	55.60
SNL02	Lisp 40 track disc	19.90
SNL01	Forth 40 track disc	19.90
SNL04	Microtext 40 track disc	59.80
SNL03	BCPL Rom disc & Manual	99.65
S8B03	View ROM	59.80

Acorn & Acornsoft Books

SBD01	Creative Graphics	7.50
SBD02	Graphs and Charts	7.50
SBD03	Forth	7.50
SBD04	Lisp	7.50
SBD07	View guide	2.50
SBD08	Inta View	2.50
SBD10	BCPL Manual	15.00
ANJ01	User Guide	10.00
BBC37	CCU DFS Manual	1.00

Carriage Charges

Computers, Monitors, & Printers by Datapost	B.63
Disc drives, paper, 2nd Proc, Teletext Normal post	5.75
Books and joysticks by normal post	1.15
All other items by normal post	0.86

 **SPECIAL TELEPHONE NUMBER FOR FAST, IMMEDIATE SERVICE. TELEPHONE YOUR ORDER TO: DISS (0379) 898751**

“Fantastic service - I wish more people were as 'on the ball' as you are.”

T.P., Tiverton, Devon

Prices: all prices INCLUDE

V.A.T. but NOT carriage. Please add the carriage to your order.

All items offered subject to availability Government, Local Authority and educational establishment official orders welcome. Account facilities available subject to status otherwise strictly cash with order. Credit cards (Access & Visa) accepted with no surcharge on all items except BBC Microcomputers. Full refund, if requested, on out of stock items.

Delivery

Most items are available ex-stock and orders received up to 3PM will be despatched the same day.

Guarantee

All products are guaranteed for 12 months from date of purchase irrespective of original equipment manufacturers guarantee.

Telephone Orders

24 hour service (ansaphone after hours) available for telephone orders

anta, it's a t to follow.

than 95% of the product range is in stock in depth at any one time. Value for Money: Due to our bulk buying power and low overheads we are able to offer very attractive prices for even modest quantities. A straight comparison of our price list with any franchised distributor will reveal a huge difference - in some cases our price is a third of the competition.

There are no minimum order charges and our post and packing costs are actual costs.

New Acorn Electron, price £199. We cannot promise you an Electron by Christmas owing to their scarcity, but we do promise to give you the very latest delivery information when you ring us.

MIDWICH

ERCOMPANY LIMITED

CLAY ROAD, RICKINGHALL, SUFFOLK IP22 1HH. TEL. DISS (0379) 898751.

For **FREE CATALOGUE** post to Midwich Computer Company Limited, Rickinghall House, Hinderclay Road, Rickinghall, Suffolk IP22 1HH.

Name _____

Address _____

Telephone _____

flicker-free graphics, as the shapes on the screen can be updated when the cathode ray beam isn't looking. Note that each vertical synchronisation pulse will happen every fiftieth of a second (sixtieth on American machines), and may thus be used for delays.

Now for some Basic routines for use with assembler programs. First figure 8, a utility to find a string in a program. This can be tacked onto the end of all the source files, and then called from immediate mode so:

```
PRQCfind("soundbuffer")
```

to search for all the occurrences of 'soundbuffer' in that source file. Note that the routine will not find tokenised words, and that to do this, it will be necessary to reserve the first line of your source file to hold the string to search for. Thus:

```
>QDATA
>PROCfind$(PAGE+4))
```

would find all occurrences of the token for 'DATA'.

As a final note, the original BBC Basic has a bug associated with INSTR, so it is necessary to insert a 'IF LEN(\$A%) >= LEN(A\$) THEN' before the 'IF INSTR(. . .)'. (The way to find out if this is necessary is to hit break, and then type REPQRT. If the message printed out is '(C) 1981 Acorn', you have Basic I).

The differences, as far as the assembler programmer is concerned, between the two Basics are:

- no QSCLI on Basic I (see later for a way around this).
- no assembler directives EQUB, EQUW, EQUQ and EQUS (see Ian Birnbaum's Forum Extra in this, and the past two issues of *Acorn User*). This can also be got round.
- no ability to assemble something to one area as if it were living somewhere else. This is virtually impossible to get round easily.

The way to simulate the OSCLI command is to define a procedure to do it for you. OSCLI takes a string as its parameter, which it then passes to the operating system command line interpreter (QSCLI). A procedure which can be directly slotted into any occurrence of OSCLI is shown in figure 9.

Simulating the assembler directives EQUB, EQUW, EQUQ and EQUS is also

```
.sound
    ASL A           Multiply A by 8 to get offset into table
    ASL A           (Acorn sounds have 4 two byte parameters)
    ASL A
    ADC #FNlo(soundbuffer) 'soundbuffer' is the table containing
                        the sound data. Note carry will have
    TAX             been cleared by ASL A
    LDY #FNhi(soundbuffer)
    BCC nohibyte
    INY
.nohibyte
    LDA #&07       OSWORD 7 is sound
    JMP osword     Make sound, and return
```

Figure 6. Sound player

```
.vsync
    LDA #2
    STA viaier     This is at &FE4E
.vloop
    BIT viaifr     This is at &FE4D
    BEQ vloop
    LDA #&82       Reset flag, such that future pulses generate
    STA viaier     interrupts. Note that this may well knock
    RTS           out flashing colours.
```

Figure 7. Screen handling for OS 0.1 (also useful for flicker-free graphics)

fairly easy. First a description of these directives which you may not otherwise be familiar with.

EQUB stands for EQUate Byte, and it takes a byte value as its parameter, and sticks the byte into the code at the current position of the assembly pointer (P%).

EQUW stands for EQUate Word, and is the same as EQUB, except it takes a two-byte value, and puts this (low byte first, in accordance with the rest of the 6502) into memory at P%.

EQUQ stands for EQUate Double word (four bytes), and is an extension of EQUW. EQUS stands for EQUate String (which may be 0 to 255 bytes long). Note that only the characters are put in memory following this. There is no terminator byte, or length

byte either.

Original Basic versions of these four are given in figure 10. These can all be called from assembler using the following:

```
OPT FNequx(value)
```

where the QPT statement is used to evaluate the following expression. This is why each function returns 'pass', which should be the pass number of the assembler. (NB The equx function does not mimic the EQUS directive with absolute fidelity. Instead, it leaves a CHR\$13 at the end of the string (which will be overwritten by the next assembler statement) and although I cannot see how this would be a problem, it could be avoided by using a loop to write the string to memory, character by charac-

```
DEF PROCfind(A$)
Z% = PAGE
REPEAT A% = Z% + 4
    IF INSTR($A%,A$) PRINT Z%?1 * 256 + Z%?2
    Z% = Z% + Z%?3
UNTIL Z%?1 > &7F
ENDPROC
```

Figure 8. Assembler utility to find a string

```
DEF PROCoscli(A$)
DIM X% 256
Y% = X% DIV &100
$X% = A$
CALL oscli : REM This is at &FFF7
ENDPROC
```

Figure 9. Simulating OSCLI in Basic I

DEF FNequb(byte)	DEF FNequw(word)	DEF FNequd(doubleword)	DEF FNequs(string\$)
?P% = byte	?P% = FNlo(word)	!P% = doubleword	\$P% = string\$
P% = P% + 1	P%?1 = FNhi(word)	P% = P% + 4	P% = P% + LEN(string\$)
= ,pass	P% = P% + 2	= pass	= pass
	= pass		

Figure 10. Simulating Basic II routines EQUB, EQUW, EQUW and EQUW in Basic I

ter. The reason I have not chosen this method is that it is more cumbersome, longer, and slower, although all of these reasons only apply to the assembly process, and do not affect the final machine code.)

If you use this method of functions, together with multiple source files, you might find some very obscure errors being generated at assembly time. To understand these, you must be familiar with the way Basic handles functions (and procedures).

When Basic finds a reference to a function, it compares the name with an internal table, to see if it has come across this function before. If it hasn't, it searches through the program, looking for a matching name. Having found this, it makes a note of where the function starts in memory, so that if Basic is asked to find it again, it can go straight there, without bothering with the slow searching method. A side effect of this is that if you call a function from one source file, and then also call a function with the same name from another source file, then, instead of searching through the second file, Basic will jump directly to where it found the function last time, and thus it might do anything. Of course, if the second file was significantly shorter than the first one, there is a fair chance the function definition is still in memory, and thus everything will work, but obviously, it is hardly reliable.

The way to avoid this problem is to have a separate file, which is always in memory, and which contains all the function definitions used by all of the source files. But also, this new file must call all the functions before any of the functions are called by Basic, so the addresses are known. Thus a function source file would probably look like figure 10. The dummy variable A% is used to evaluate (and thus remember) all of the functions. Note that for this dummy run, the value of P% is just somewhere where it won't do any damage.

Also, a line will need to be added to the master program, before loading any other source files, to 'PROCrun("F", <page reserved for function library>)

And now, as they say, for something completely different. Screen scrolling is one of the few subjects that appears to crop up again and again, and so here is my version of how to do it.

On both BBC micro and Acorn Electron, the potential screen sizes (in terms of memory) are quite large, and thus to scroll 20k of memory fast is no easy task. In fact,

```
0 REM SOURCEF
10 P%=&B000 : REM Somewhere
                in the ROM
20 A% = FNlo(0) + FNhi(0) +
                FNequb(0) + ....
30 RETURN
40
50 DEF FNlo(value)....
```

Figure 11. Function source file

if one defines a text window to be the size of the screen in mode 0, by typing:

```
MODE 0
VDU 28,0,31,79,0
```

and then scrolling the screen, one can see just how slow it is. To get around this problem, Acorn decided to incorporate hardware scroll, in which a section of the hardware (the 6845 chip on BBC machines, and a section of the ULA on Electrons) is dedicated to keeping track of the top of the screen.

To scroll the screen, one merely changes the 'top of screen' pointer, and the hardware takes care of the rest. Thus on the BBC machine, to scroll the screen up, one line, type:

```
MODE 6
VDU23;12,&0C;0;0;0; :
VDU23;13,&28;0;0;0;
```

and on the Electron, type:

```
MODE 6
?&FE02=&A0 : ?&FE03=&30
```

(This could be implemented using *FX151 to write to Sheila, if you want it to be Tube-compatible!)

On both machines there are two registers which together form the high and low bytes of the address that represents the top of the screen. On the BBC machine, one has to divide the memory address by eight to get the value to put into the registers, and on the Electron, one must divide the address by two. In mode 6, the screen memory normally starts at &6000, and since each line is 320 (&140) bytes long, to scroll up one line (ie move the start of screen up by &140), we must write the modified version of &6140 into the registers. Note that the memory which 'falls off the end', in fact reappears at the bottom of the screen, and thus there is a discontinuity in the memory map, as the memory now goes from &7EC0 through &7FFF, and then starts going up again at &6000. This

means that any shape plotting routines that you have must keep a track of this barrier, and allow for it when plotting the shape. Also, if you have an (X,Y) to address function, this will also have to allow for the fact that the top-left corner of the screen no longer occupies a fixed position in memory, but instead moves about, and also that there is a barrier on the screen.

A further point to notice is that, since the value put into the registers is divided by something, this is the minimum by which you can scroll at any one time. (The Electron is in fact worse, not better, than the BBC machine here, as the bottom five bits are ignored, so that the resolution of the scrolling is only to the nearest 64 bytes, as opposed to eight bytes on the BBC machine.)

To round off, here are some words about the palette, which also appears to be a bugbear for most people.

The palette can be thought of as just a mapping between two tables. One of the tables always runs from 0 to 15 (the logical colours), and the other table can vary:

Logical colour (in memory)	Physical colour (displayed on screen)
0	Black (0)
1	Red (1)

and so on. To change the mapping, just tell the machine to make logical colour 1 point to physical colour green (number 2). Now, whenever you write something in colour 1 to the screen, it will come out in green. Note that if you are using mode 2 to practise this in, you will have two greens, which you won't be able to tell the difference between on the screen. However, to the computer, the colours are different, and if you use POINT to look at the colours of the points at (X,Y), then you will notice there are still two different colours, 1 and 2.

The way this works is that as each byte is read from the screen memory by the ULA, it looks up in its internal mapping array what colour that number should be displayed as, and then it tells the cathode ray guns to display that colour. Thus the memory isn't changed when you change the palette, but instead the hardware remembers the mapping which lets you change the colour of selected areas of the screen very fast.

● Jonathan Griffiths is the author of Acornsoft's *Snapper*, *Rocket Raid*, and *JCB Digger*. His book *Creative Assembler* will be published by Acornsoft in the New Year.



Cambridge Micro Software

A significant new series, already gaining a reputation for high quality innovative software publishing for the educational market

- * Skillfully designed and imaginative programs covering many aspects of the curriculum
- * Well-thought-out to offer a potential for maximum flexibility in the classroom
- * All the programs were on trial in schools before publication and proved their value through constant practical experience

Introducing Map Skills 1 and 2

Moving Molecules
Watts in Your Home
Balance Your Diet
Maths Topics 1
Population Growth
(Netherhall Software 1st Issue)

£13.95+£1.62 VAT in UK
(MEP subsidised price)

In preparation for 1984

French Connections	Quelle Tête
September 1914	Kopfjäger
Making Ends Meet	Lift
Work in Cars	Floater
Sea Cliff Erosion	Tessellations
Maths Topics 2	Chemical Collisions
(Netherhall Software)	(Homerton Projects)

Each package contains a teacher's handbook outlining the objectives, detailing pre-program work, giving practical suggestions for classroom organisation and containing reproducible worksheets

Write to Kate Eaglestone, Cambridge University Press for a brochure and order form

A Child's Guide to the BBC Micro

John Dewhirst

An enjoyable and friendly guide to simple programming in BASIC with plenty of lively cartoons and ideas for programming projects. £2.95 net

CAMBRIDGE UNIVERSITY PRESS


The Edinburgh Building, Shaftesbury Road, Cambridge CB2 2RU, England

PLANE SAILING


★
ALL PROGRAMS
AVAILABLE
FOR THE
ELECTRON



Airline Hijacks, strikes, crashes and spiralling fuel costs must all be overcome if you are to turn your £3 million to £30 million in the time allowed, but your financial wizardry will enable you to take over British Airways, or will it?



Dallas Can you amass enough petro dollars to take over the Ewing empire. Cut throat business and an eye for the main chance may get you there but you'll need nerves of steel to overcome the oil king of Dallas.



Corn Cropper Limited cash and droughts are two of the problems facing the farmer. Planting, fertilizing and harvesting must all be done economically if you are to reap the rewards offered in Corn Cropper. You choose the methods that will bring you success.

BUSINESS STRATEGY GAMES — £6.95

Selected titles available from Greens, Boots, Rumbelows and all good computer shops or Cases Computer Simulations Ltd., 14 Langton Way, London SE3 7TL.

Paul Beverley uses his Electron interface to download software – 14k in 30 seconds!

PARALLEL LINK TO THE BEEB

LAST MONTH I explained how to attach a 6522 versatile interface adaptor (VIA) to your Electron to enable you to do some interfacing and showed you how to make a link with a BBC micro via the cassette port for the transfer of software. Here I'll explain how to make a parallel connection between a BBC micro and the Electron to enable you to download programs at high speed. With this method it takes less than 30 seconds to load a 14k program into the Electron.

The hardware described in the December issue is sufficient to enable you to do this. The only other item you need is a 26-way IDC connector and cable to link the 6522 VIA adaptor to the printer port of the BBC.

How does data-transfer along parallel cables take place? The data to be transmitted between the two computers is carried, a byte at a time, on the eight data lines from the printer port of the VIA on the BBC micro to the eight lines of port B of the VIA attached to the Electron. But there has to be some means of synchronising the transfer. For this purpose two control lines are used, one from the sending computer (BBC) to say that the data is ready to be accepted, and the other from the receiving computer (Electron) indicating that it has read the data and is ready for the next byte. To do this the CA2, the 'strobe' output of the BBC printer port, is connected to CB1 on the Electron, and the CB2 output from the Electron connected to the CA1 input on the BBC, the 'acknowledge' input.

To get the Electron to accept the data from the BBC it must carry out the hand-shaking just as a Centronics-type printer would. Special machine code routines are needed to carry out the hand-shaking automatically and to put each character received into the keyboard buffer. The operating system then deals with them as though they had come directly from the keyboard and enters them as lines into the program area. It is equivalent to EXECing a piece of text coming from a file system.

When the BBC sends a strobe pulse it can be used by the VIA to generate an interrupt. The response to this interrupt is to accept the data from the port, feed it into the keyboard buffer and send an acknowledge pulse to the BBC.

The earliest way of doing this was to use a single interrupt routine which took in the

data and immediately sent out an acknowledge pulse. The problem was that the keyboard buffer soon became full, the rate at which the BBC could send the data being much greater than the rate at which the Electron could receive it. Attempts to solve this problem by getting the operating system to generate a 'buffer full event' produced a far more complicated program which improved performance only slightly.

Then with help from the *Advanced User Guide* it was discovered that every time the operating system removes a character from the buffer it indirects through a vector at &22C. If you intercept this vector and send out an acknowledge pulse only when a character is about to be taken out of the buffer there will never be more than two characters in the buffer at a time; the speed at which the BBC is allowed to send the data is controlled by the speed at which the Electron can store the characters in the form of a Basic program.

This method seemed to work, apart from an occasional loss of a single byte of data. This could have been because the routine was using the second interrupt vector, IRO2V, bringing about delay between receiving and interrupt from the BBC and actually servicing it. The interrupt is not dealt with until the Electron operating system has gone through all its own interrupt routines to find out whether it was an internally generated interrupt.

The solution is to use IRO1V rather than IRO2V. This is the vector through which the operating system indirects before it starts its own routines. Thus the routine which you put into the Electron should check whether the interrupt has come from the VIA and if so service it, and if not return to the normal IRO routines. With this modification data transfer seems secure.

Listing 1 shows the source code for the machine code routines that have to be put into the Electron. This could be assembled and put on to a cassette ready to be *RUN into the Electron. But as we are using a disc-based BBC computer it is possible to do without a cassette by linking the cassette ports of the two computers – as explained last month. All that is needed is to cross-connect the output from one cassette port to the input of the other and vice-versa, and add a 1.5k resistor to earth on each line.

Running the program as listed assembles the machine code program and prepares to *SAVE it across to the Electron. It prompts the user with 'RECORD then RETURN', at which point you type in 'RUN on the Electron (or */ for short), press RETURN and then press RETURN on the BBC. This will LOAD and RUN the machine code program into the Electron, and it is then ready to receive normal Basic programs.

To send the programs you LOAD them into the BBC computer from disc and then use function key 2 to LIST them across to the Electron. The machine code program in the Electron itself sets up three of the function keys to ease the use of the routine and then puts the letters NEW and a carriage return into the keyboard buffer to clear out any old program in the Electron. If there is already a program in the Electron using line numbers that are not used in the new program these lines will be retained.

As long as the machine code programs within the Electron are active, they are being used by the operating system every time an interrupt occurs or a character is removed from the keyboard buffer. This causes a marginal slowing down of the processing speed but, more importantly, if your program uses the area of RAM in which the routines are stored it will corrupt them and the system will crash. Thus by pressing the BREAK key, which has been programmed with 'OLD', the vectors are restored to their original values and the routines are no longer active.

This also explains the use of what might seem to be a strange area of RAM on the BBC computer – page &D00. Any other page of RAM on the Electron may well be used by one of the programs being sent across and RUN.

After setting up three function keys on the BBC, the values of various registers and vectors are set up (lines 50-100). Lines 160-640 are the setting-up routines used within the Electron to remove and remember the old interrupt vector and the old remove-a-character vector and replace them with the addresses of the new routines. Lines 360-400 set up the peripheral control register and the interrupt enable register of the VIA, and lines 420-520 set up three of the function keys on the Electron by means of the OSCLI routine at

Regardez!

LANGUAGE LEARNING AIDS FOR FRENCH, GERMAN & SPANISH

Already in use in numerous schools and colleges, these programs provide an immensely powerful aid to foreign language learning. The cassettes include extensive vocabulary lists arranged as a series of lessons, each covering a different subject. A tuition control program enables individual lessons to be loaded and used as required.

Words, phrases etc are presented first in one language, then the other complete with all necessary accents and special

characters. Masculine, feminine and neuter words appear in different colours to encourage gender learning. All lessons can be run in three different ways, i.e. learning only, self-test or speed and accuracy test.

The programs are suitable for pupils of all ages as simple commands enable new lessons in vocabulary or grammar to be entered by the user. These may then be edited as required and stored on cassette for later use. Invaluable for homework and exam revision!

Level A Cassettes: Contain the tuition control program and 16 comprehensive lessons for general vocabulary learning.

Level B Cassettes: Contain the tuition control program and 16 lessons including verb lists, adjectives, adverbs and phrases.

Available from dealers, large stores or mail order.

Also Available "THE SPANISH TUTOR"

KOSMOS Software

1 Pilgrims Close, Harlington, Dunstable, Beds. LU5 6LX Tel: 05255 3942



Kosmos Software, 1 Pilgrims Close, Harlington, Dunstable, Beds LU5 6LX.

Please supply the following programs for the computer

(BBC/SPECTRUM) (Prices include postage & packing)

The French Mistress Level A @ £9.95 The French Mistress Level B @ £9.95
The German Master Level A @ £9.95 The German Master Level B @ £9.95
The Spanish Tutor Level A @ £9.95 The Spanish Tutor Level B @ £9.95

Mr/Mrs/Miss.....

Address.....

..... Post code.....

I enclose a cheque/postal order value £ payable to Kosmos Software

ORION SOFTWARE

PROFESSIONAL PROGRAMS FOR THE MODEL B

SPACE TANK "CURRENT BEST SELLER" £6.95

After your SPACE TANK has landed on the planet Orion, a series of alien tanks, surface hoppers, and spacecraft will attack. How long can you hold out, commander? This game makes use of the Beeb's fast scrolling ability. Can be used with either keyboard or joysticks. Top ten table. Pause option.

STAR HAWKS £6.95

Can you stop the STAR HAWKS before they stop you? Slow work means the generation of more laser firing mutant hawks. Based on the games of Galaxian and Gorf. Can be used with either keyboard or joysticks. Top ten table. Pause option.

HORSES "NEW" £6.95

Come on now, don't be shy, choose one of the six horses and let's see what you can do. How many of the fences can you complete at the Orion arena, especially with the clock ticking away? New riders can try one of the more docile horses while others may like to risk one of the more lively beasts! Can be used with either keyboard or joysticks. Top ten table. Pause option.

DESIGN £5.95

If you like watching your user defined characters run around the screen but are fed up with the time consuming mathematics, then DESIGN is for you! With DESIGN you can draw your characters on an 8x8 grid and let the machine do all the work. DESIGN's features include being able to recall characters for re-editing, displaying VDU 23 commands, and amendable cursor. All characters used in Orion Software programs are created using DESIGN.

Dealer and other enquiries welcome.

Orion software programs are now becoming available at local dealers.

Due to demand, we are currently re-writing Orion software programs for use on the ELECTRON.



with all orders is our 3 level version of NOUGHTS AND CROSSES!!!

HANGMAN £5.95

Let words become fun again with our three language, (ENGLISH, FRENCH, ITALIAN), version of the popular game of HANGMAN. There are 3 levels of play for each language. All words can be replaced or removed, and new ones can be added. HANGMAN comes with an instruction program giving full details for parents and teachers. Once running, prying eyes cannot access the word lists!

EARLY YEARS 1 and 2 "NEW" £7.95 EACH or £14.00 FOR BOTH

These two packages are designed to help a young child with some of the concepts that life demands we have. The emphasis is on learning through fun. "Times tables" are out and Fred the Frog is in! Topics covered include subtraction, addition, recognition, colour, shapes, sizes, sounds/notes, co-ordination, distances, estimates, directions.

- A) MICKEY THE MONKEY and his apple tree make subtraction fun.
- B) COLOUR BLOCKS bring sizes and colours into perspective.
- C) MERRY MUSIC turns the keyboard into a musical keyboard.
- D) FUNNY FACES presents a line up, which one is the suspect?
- E) FRED THE FROG needs co-ordinated help to get across the pond.

- A) THE POND seems very active today.
- B) SPEED is required to keep the cake on the conveyor belt.
- C) DIRECTIONS seem to be needed by everyone in Orion village.
- D) ORDER the items to set Fred the Frog free.
- E) SID THE SPIDER needs some help to get out of the maze.

For children between 4-8 years of age.

Cheques/P.O.'s should be made payable to ORION SOFTWARE.

All prices are fully inclusive.

MAIL ORDER ONLY.

ORION SOFTWARE,
11 Buttercup Close,
Romleighs Park,
Harold Wood,
Essex RM3 0XF.

&FFF7. Then at lines 540-640 the word NEW followed by a carriage return is inserted into the keyboard buffer.

The interrupt routine itself starts at line 670 and involves looking at the interrupt register to find out whether an interrupt has been generated in the VIA and, if not, returns through the indirect jump at line 810. If an interrupt has been generated in the VIA then, after saving the X and Y registers, the value is picked up from port B. By using OSBYTE routine 138 the character is inserted into the keyboard buffer. The registers are then restored and the interrupt routine ended with an RTI.

At line 790 the new remove-a-character routine starts by sending a zero-one pulse out on CB2 by changing the value in the peripheral control register. You then jump back to the old vector to continue the routine that actually removes the character from the buffer.

The remainder of the routine gives space

to store both the strings used for programming the function keys and the two old vectors. Finally, the machine code program assembled within the BBC is *SAVED out to the Electron at line 1110.

When the BBC has finished its listing it sends a '>' character (the Basic prompt) down to the Electron. If you then start to type something into the Electron keyboard, such as RUN, the prompt character in front of it will cause a syntax error. So, for sending out the listing, key 2 on the BBC has been programmed so that it follows the listing with a control-A and a control-M. This sends a single carriage-return to the 'printer only', ie to the Electron, so that although the prompt character itself generates a syntax error, the Electron is ready to accept a new line from the keyboard.

There remains a problem with this method, which arises when the program to be sent includes long lines: it is possible by using abbreviations to type in a program

line of less than 256 characters which, when listed out as a line with full Basic keywords, is longer than 256 bytes. Such output will not be accepted by the Electron as a line that it can feed into its program. You must therefore either split the line on the BBC before sending it, or re-send the individual line using abbreviations. You will know this problem has occurred if the Electron gives a bleep.

If you want to send a single line from the BBC to the Electron, type control-B, move the cursor on the BBC to the line to be copied, press the copy key to copy the line and then type control-A and control-M to send a carriage return to the Electron. Then press control-U to cancel the line on the BBC and control-C to stop sending from the BBC to the Electron.

The next project for the Electron will enable you to drive a Centronics-type printer by adding a printer interface to the VIA and writing a printer driver routine. ●

OS PROBLEM

WHILE developing this program, I discovered a slight problem with the Electron's operating system. It only becomes apparent if you try to *RUN a machine code program as the first file system operation after switching on the machine. There is no problem with LOAD, or *LOAD.

What happens is that when you come out of the machine code program which you have just *RUN, back into Basic, you get a spurious 'Syntax error', and sometimes the system will not allow you to type in a program without first pressing the break key.

It appears that *RUN (or */) does not set up the value of one of the flags used by the cassette filing system as it should. The actual effect which results depends on the value the flag byte happens to assume on power-up.

This same 'feature' is also present in the BBC micro's operating system 1.2, but because of the consistency with which its RAM powers up, it has not previously been noticed.

When using my software downloading program, or the printer driver routine, you are likely to want to *RUN the machine code program immediately after power-up. To solve the problem either:

- *LOAD the program and then CALL &C00 (or wherever you have put it).
- Type LOAD"" <return>, and <escape>, and then you can *RUN the program as normal. This is because the LOAD command will have set up the flag byte correctly.
- Put a single-line Basic program which consists of 10 *RUN in front of the machine code program, and then chain it.

```


10 *KEY0*CAT:IM
20 *KEY1*DISC:IM LOAD"
30 *KEY2LIST:BI:MI:A:MIC
40
50 portB=&FCC0
60 PCR=portB+12
70 intREG=portB+13
80 IER=portB+14
90 IRQ1V=&204
100 RemV=&22C
110
120 FOR opt=0 TO 2 STEP 2
130   P%=&D00
140   LOPTopt
150
160   RTI           \ For NMI's on BBC
170   SEI
180   LDA IRQ1V   \ Change interrupt vector
190   STA oldIRQV
200   LDA #newIRQ MOD 256
210   STA IRQ1V
220   LDA IRQ1V + 1
230   STA oldIRQV + 1
240   LDA #newIRQ DIV 256
250   STA IRQ1V + 1
260
270   LDA RemV   \ Change remove character
                vector
280   STA oldRemV
290   LDA #newRemV MOD 256
300   STA RemV
310   LDA RemV + 1
320   STA oldRemV + 1
330   LDA #newRemV DIV 256
340   STA RemV + 1

```

continued on page 65

Software for the BBC micro

Graphics ROM



The Graphic Extension ROM for the BBC Micro 32K

Our latest utility ROM includes over 28 new graphics related commands. These can be typed in like any normal commands and can at course, be included in BASIC programs. The commands are split into 3 distinct areas:-

1. **Sprite graphics**
These are multi-coloured shapes up to 24 x 24 pixels in size. Once a sprite has been designed (using in-built routine) it can be plotted at any position on the screen and easily moved around. A sprite can also be part of a 'film' — a sequence of frames allowing animation. Up to 32 sprites or 'films' can be active on the screen at any time. A 'film' can contain up to 47 frames, each frame being any sprite image.
2. **LOGO 'turtle' graphics**
By using simple FORWARD, BACKWARD, LEFT and RIGHT commands a 'turtle' can be moved very quickly around the screen, producing intricate patterns by the most user-friendly means. Including these commands in structured BBC BASIC programs provides a system faster and more powerful than many of the packages currently used to demonstrate the LOGO language.
3. The third section consists of a large number of general purpose commands, such as:-
 - ★FILL which will fill ANY area on screen.
 - Fast circle and arc drawing
 - 3D graphics routines allowing X, Y, Z co-ordinate plotting
 - Large character printing in a range of patterns
 - Scaling — allowing any part of the screen to be expanded or diminished
 - A rotate command that will rotate all plotting by any angle around the originBecause this is a ROM, all the commands are instantly available, and has a built-in help menu showing the syntax of all commands. Supplied with a comprehensive manual and step-by-step fitting instructions, suitable even for the inexperienced. This ROM represents extremely good value for money.

Available directly from us, mail order only, or from all good dealers
£28.00 plus £1.00 p&p plus VAT

CASH OR ROYALTIES We specialise in quality software for the BBC machine and can offer the best rates around. We are always interested in obtaining new programs to add to our range and offer either a cash payment for the outright purchase or alternatively pay a royalty on each one sold.

**COMPUTER
CONCEPTS**



16 Wayside, Chipperfield, Herts WD4 9JJ. Telephone (09277) 69727

continued from page 63

```

350
360 LDA #&EE
370 STA PCR           \ CB2 = 1 output
380 LDA #&90
390 STA IER           \ Enable interrupts on CB1
400 CLI
410
420 LDX #key10 MOD 256 \ Program various keys
430 LDY #key10 DIV 256
440 JSR &FFF7
450
460 LDX #key1 MOD 256
470 LDY #key1 DIV 256
480 JSR &FFF7         \ OSCLI routine
490
500 LDX #key0 MOD 256
510 LDY #key0 DIV 256
520 JSR &FFF7
530
540 LDA #138           \ Put NEW in keyboard buffer
550 LDX #0
560 LDY #ASC "N"
570 JSR &FFF4           920 EQUB 13
580 LDY #ASC "E"           930
590 JSR &FFF4           940 .key1
600 LDY #ASC "W"           950 EQUB "KEY1NEW!M"
610 JSR &FFF4           960 EQUB 13
620 LDY #13             970
630 JSR &FFF4           980 .key0
640 RTS                 990 EQUB "KEYOCALL&D01!M"
650                   1000 EQUB 13
660 .newIRQ             1010
670 BIT intREG          \ Check for CB1 interrupt 1020 .oIdIRQV
680 BPL return          \ If not, return          1030 NOP:NOP
690 TXA:PHA             \ Save registers          1040
700 TYA:PHA             \ Save registers          1050 .oIdRemV
710 LDY portB           \ Get character          1060 NOP:NOP
720 LDX #0              1070
730 LDA #138           1080 ]
740 JSR &FFF4           \ Put in keyboard buffer 1090 NEXT
750 PLA:TAY             \ Restore registers    1100 *T.
760 PLA:TAX             \ Restore registers    1110 *SAVE X D01 DC0 D01
770 LDA &FC             \ Restore accumulator 1120 *D.
780 RTI                 \ End of interrupt routine
790
800 .return
810 JMP (oldIRQV)
820
830 .newRemV
840 LDA #&CE           \ Send acknowledge pulse
850 STA PCR
860 LDA #&EE
870 STA PCR
880 JMP (oIdRemV) \ Remove character from buffer
890
900 .key10
910 EQUB "KEY10OLD!M"

```

Listing 1. Downloading programs from BBC micro to Electron at high speed. Source code for Electron machine-code routines.

Your choice is crystal clear

'The Hobbit'

The Hobbit floppy tape system is the ideal alternative to an unreliable cassette recorder and an expensive disc drive.

This is a professional digital recorder designed specifically for users of micro computers.

The Hobbit is completely under the control of your computer - no more pressing RECORD/PLAY/FAST FORWARD, etc.

Absolutely no danger of accidentally overwriting other files on the cassette. The Hobbit uses an internal filing system similar to that used by a disc, thus ensuring that there is no redundant space on your cassettes.

The Hobbit is significantly faster than an ordinary cassette recorder (READ/WRITE speed 6000 data bits/sec., ordinary cassette recorder average 960 data bits/sec.)

Typical file access time is 22 seconds; maximum is 90 seconds.

Up to 5 files may be opened simultaneously. Random access files are fully supported.

Two Hobbits may be connected to your computer to form a dual drive system.

NO COSTLY DISC INTERFACE REQUIRED

No hidden extras - the Hobbit comes complete with everything you need, including one certified digital cassette.

The Hobbit is available now for BBC and NASCOM computers.

Special Features for the BBC

Zero Memory Option The standard Hobbit operating chip sets PAGE to 1C00. With the Zero Memory Option the Hobbit does not use any of your precious RAM, thus making the transfer of programs from ordinary cassette to Hobbit even simpler.

Power Supply Power is taken from the external power outlet socket on the BBC computer. If your computer is not fitted with this socket a suitable power supply is available from us.

Special Features for the NASCOM

Microsoft Basic Upgrade Kit Enables you to read and write files from BASIC using PRINT and INPUT statements - no more PEEKS and POKES! Supplied on a Hobbit cassette.

Operating system available in 2 x 2708 or 1 x 2716.


Normal address D000 - other addresses are available on request at no extra charge.

If you want to know more about the Hobbit before you make up your mind send to the address below for more details, or order the manual and see just how sophisticated the Hobbit really is.

If you have a different make of computer, but are interested in the Hobbit system, send us a stamped addressed envelope and details of your computer so that we can send you advance information of new products when they become available.



Available from most good computer shops or direct from:- IKON COMPUTER PRODUCTS, KILN LAKE, LAUGHARNE, DUMFRIES.
Tel. 099 421 515. BBC Hobbit £135.00 + £3.00 p&p. BBC Second drive £120.00 + £3.00 p&p. Zero Memory Option £25.00 (£18.00 if ordered with the Hobbit). Power Supply £12.00. Manual (ordered separately) £1.50 (No VAT; refundable on purchase of Hobbit). Nascom Hobbit (unboxed) £120.00. Nascom second drive £94.00. Basic Upgrade Kit £10.00. Box of 6 cassettes £17.50. Cleaning cassette £3.50. Please add VAT at the current rate to the above prices.
ACCESS AND VISA ACCEPTED.



IKON

COMPUTER PRODUCTS

LESS PEEKING says George Hill

THERE were two 'naughty but nice' things in October's Forum. First, was the reference to locations for various flags and parameters which are stored in the nether regions of memory by the operating system.

One letter referred to the values for the co-ordinates of the graphics cursor. Far be it for me to spoil people's fun, but I do see a danger of becoming Pet-style programmers, endlessly peeking and poking. All the information required by John Swift is available through the operating system.

In fact almost all the information you could conceivably need is available through the OS. May I suggest the purchase of the new *Advanced User Guide*, and a deep perusal of the OSWORD, OSFILE and OSBYTE calls amongst others.

The parameters Mr Swift required were those for the X and Y co-ordinates of the graphics cursor. These are accessible by a Basic routine (listing 1), which is guaranteed to work with any future OS. This method translates into assembly language as listing 2. (Note that it gives results which must be divisible by four in mode 1.)

It has the advantage that the values of the cursor positions are produced in locations which you control, and which are not subject to change – although it is longer to write, and slower.

Another set of parameters required in Forum by Mr R Lewis was the load finish and execute addresses of a file. The method suggested by S Munn for OS0.1 suffers from the same disadvantages as the previous peek-and-poke method, ie it is not transportable across OS changes.

Listing 3 shows how to use OSFILE to obtain the parameters in a similar way to listing 1. The method can also be translat-

ed into assembly language. The program uses byte indirection extensively and the 'decoding' of the addresses is rather peculiar. This is caused by the fact that, for Basic files, the addresses are stored with the 16 most significant bits set ie, address &1900 appears in the parameter block as &FFFF1900. This is not true of machine code or other files.

If you must peek and poke memory, many of the locations are now documented in the *Advanced User Guide*. One which I have scrupulously avoided using directly is &355 which contains the value of the current mode. (Location &387 in OS0.1 if memory serves!)

THANK you for these elegant routines, George. As for your comments, they are in essence similar to a warning I gave, but they go somewhat further than I would want. There are two reasons for this. The first is that not all the *FX calls available in the series one operating system are available in OS0.1.

Second, I am not convinced that everything which can be done by direct memory access (what you call peek and poke methods) can be done by operating system calls. However, one of the reasons for publishing direct access calls is to stimulate readers to respond with methods using OS calls, if they exist.

To start the ball rolling, I offer the following challenge. In my *Beeline* word processing program it was necessary to move the cursor to a predefined point on the screen as if the cursor controls had been pressed. This allows the copy key to be pressed at once, without using any cursor keys first. The code to achieve this is in listing 4.

page 68 ►

THE Forum's aim is to exchange ideas, tips and applications for BBC micro and Electron. Chaired by Ian Birnbaum, it enables more experienced programmers to present ideas, which must draw on earlier Forums or be original. In either case, it should be described clearly and fully, with listings supplied. At least £5 will be paid for any tip published. The main judging criteria are originality, and skill in implementing a routine. Your contribution should be typed or printed, with any substantial listings on cassette, but only included to make a point.

SPACE ERROR

TYPE this short program into your computer:

```
10 *KEY10 OLD:IM RUN:IM[space]
20 GOTO 20
```

Make sure you leave a space at the end of line 10 – this is important, as you will see.

Run the program and press the break key. The result will be a 'Key in use at line 10' error.

Now copy line 10 without the final space, and re-run. Then break works as expected, with no error message.

The error occurs because when run is activated, part of the contents of key 10 – namely the space – remains to be executed. Hence, when line 10 of the newly re-run program is executed it fails, because the operating system will not allow the definition of a key, part of whose contents remain in the buffer.

Yet another example of how unwanted spaces can have unintended effects in BBC Basic programs!

```
10 REM GCURSOR
20 REM To read the current position of
   the graphics cursor.
30 OSWORD=&FFF1
40 DIM graphics_cursor 7
50 AX=&D
60 XZ=graphics_cursor MOD 256
70 YZ=graphics_cursor DIV 256
80 CALL OSWORD
90 previous_cursor=!graphics_cursor
100 current_cursor=graphics_cursor!4
110 current_X=current_cursor MOD &10000
120 current_Y=current_cursor DIV &10000
130 PRINT"X=";current_X
140 PRINT"Y=";current_Y

MODE1
>MOVE773,1089
>RUN
X=772
Y=1088
```

Listing 1. Graphics cursor from Basic with RUN result

```
10 REM GCMAC
20 REM To read the current graphics
   cursor via assembly language
30 OSWORD=&FFF1
40 DIM space 20
50 PZ=space+8
60 COPT 2
70 .find_cursor lda #&D
80 ldx #space MOD 256
90 ldy #space DIV 256
100 jsr OSWORD
110 rts
120 ]
130 ]
140 CALL find_cursor
150 PRINT"X=";space!4 MOD &10000
160 PRINT"Y=";space!4 DIV &10000

>MODE1
>MOVE125,689
>RUN
X=124
Y=688
```

Listing 2. Cursor from assembler with RUN result

Cassette Data: O.S. 1.2

3B2 53 >	FILENAME		
3B3 4B >			
3B4 45 >			
3B5 54 >			
3B6 43 >			
3B7 4B >			
3B8 0 >			
3B9 FF >			
3BA FF >		3C2 23 >	EXEC ADDRESS
3BB FF >		3C3 80 >	
		3C4 FF >	
3BC FF >		3C5 FF >	
3BD FF >			
		3C6 7 >	BLOCK NUMBER
3BE 0 >	LOAD ADDRESS	3C7 0 >	
3BF 19 >			
3C0 FF >		3C8 DB >	DATA BLOCK LENGTH
3C1 FF >		3C9 0 >	

The above information can transferred to integer variables as follows:-

```

A%=?&3C6*256+?&3C8      (Program Length)
B%=(!&3BE)AND(&FFFF)    (Load Address)
C%=(!&3C8)AND(&FFFF)    (Exec Address)
    
```

Table 1. Cassette filing system workspace

```

10CLS:PRINTTAB(1,2)"ABCDEFGH"TAB(1,2)::IF?&FFFE=
164THEN?&36B=&42: ?&372=&54: ?&374=&52: ?&37D=&18 ELS
E ?&364=2: ?&365=24: ?&D0=66: INPUTTAB(0,5),A#
    
```

Listing 4. Copy without cursors

M/C BASIC

£5

by Eddie Atherton

FOLLOWING October's Forum, I have a few comments to make.

The article about saving Basic programs as machine code and then using *RUN to execute them will only work properly in a small percentage of cases.

Loading a program using *LOAD or *RUN will not set the value of the Basic variables PAGE or TOP. This will result in the famous 'bad program' if the program is loaded at a different location than PAGE is currently set at. If PAGE was correct, the chances of TOP (and therefore LOMEM) being right are even slimmer. The result of this is that any variables created in the Basic program will be stored at the wrong locations in memory, causing a variety of problems including 'No room', 'Bad mode' or even overwriting the Basic program.

The problem of LOMEM can be corrected by including the command END (RE-TURN) before the RUN in the machine code driver, but I can think of no method of setting PAGE correctly.

QUITE right, Mr Atherton. This unfortunately escaped my notice on the final checks. Putting OLD or END before RUN ought to cure the problem of TOP, but it unfortunately causes other problems. However, see Ben Clarke's piece for another approach.

from page 67

If you type in and run this listing, you can use the copy key at once to make a copy of ABCDEFG into A\$ in the INPUT statement. It will work on both operating systems (the contents of &FFFE dictate which part of the code is executed). Can anybody do this using OS calls only?

Readers who would like to enter the debate on direct memory access versus OS calls are invited to write to the Letters pages.

CASSETTE SPACE

£5

AT THE risk of offending George Hill, I include this month an answer to Mr Lewis' question for OS1.2 from Steven McLean.

Details of the cassette filing system workspace for OS1.2 are given in table 1. It also shows how the information can be stored in integer variables as queried by R Lewis (October, page 57).

```

10 REM FILEADR
20 REM To read the LOAD FINISH and EXECUTIDN addresses of a file
30 DSFILE=&FFD0
40 DIM osfile_parameters 17
50 DIM filename 10
60 INPUT"Filename",filename#
70 filename#=LEFT$(filename#,7)
80 #filename=filename#+CHR$13
90 osfile_parameters?0=filename MOD 256
100 osfile_parameters?1=filename DIV 256
110 A%=5
120 X%=osfile_parameters MOD 256
130 Y%=osfile_parameters DIV 256
140 CALL OSFILE
150 load_address=osfile_parameters?2+256*osfile_parameters?3
160 exec_address=osfile_parameters?6+256*osfile_parameters?7
170 length=osfile_parameters?10+256*osfile_parameters?11
180 finish_address=load_address+length
190 PRINT"Load      address=";~load_address
200 PRINT"Execution address=";~exec_address
210 PRINT"Finish   address=";~finish_address
    
```

```

>RUN
Filename?FILEADR
Load      address=1900
Execution address=801F
Finish   address=18C1
    
```

Listing 3. Using OSFILE to obtain parameters with RUN result

LOCKED FOR PROGRAM PROTECTION by Ben Clarke

WHILST prodding around in the darkest depths of OS1.2, I found the enigmatic message 'Locked', which appeared to be concerned with the loader code. Further investigation showed it was dependant upon the least significant bit being set in the 'Block flag' byte of the cassette header (*User Guide*, page 399). If this bit is set, the only way the program can be loaded, without the 'Locked' message appearing, is via *RUN. It also proved to be the case that programs loaded via this mechanism acted as though *FX200,3 had been actioned, ie, the escape key was disabled and RAM was cleared from &400 upwards when break was pressed.

This all looked pretty good for program protection but for two problems: getting the Locked bit set on a save, and how to make a Basic program start after *RUN (machine code is OK).

Looking even deeper into the operating system showed no obvious way of setting the locked bit, so, in the end, I resorted to 'stealing' the relevant save code from ROM into RAM and then modifying it to do what was required. Then all I had to do was alter the OSFILE vector to point to my doctored code.

However I couldn't find a convenient point in Basic for a direct entry so I had to arrange to obey OLD followed by RUN. Putting them both in the keyboard buffer didn't work, as it gave syntax errors. However, putting &F9 (the code for RUN) followed by a carriage return into the buffer, and putting carriage return into the 'Run time buffer' (at the address pointed to by &B/C modified by &A), then jumping to the code for OLD worked fine. Basic actions the OLD then looks in the buffer for the next command, where it finds RUN.

All the above has to be obeyed after the program has loaded, of course, so must be present when it is recorded by a *SAVE.

The Basic is upset by finding REMs containing characters less than &1F, so line 0 jumps around line 1, which is a REM into which the machine code is assembled.

All that now remains is to 'crashproof' your program. Make sure there are no ends or stops laying around, and add:

```
ON ERROR GOTO 5 and
5 CALL&D9CD
```

to force break and clear store (make sure you've got all the bugs out first – debugging a program which deletes on error is nasty!).

The result of all this is a program which can only be loaded via *RUN, so immediately RUNs itself, cannot be broken into, and, if break is pressed, clears the whole store – about as tamper-proof as you can get.

There are seven stages to go through.

- Type:
FOR I%=&C00 to &CFF: I%=&E600:NEXT

This relocates the save code to C00 to CFF (it can be moved if required)

- Type:
?&CE4=&A9: ?&CE5=&81:
?&CE6=&8D

This modifies the code to add in the locked bit.

- Add to program:

```
10 REM By R Phillips & R Ward
20 *FX5,1
30 VDU2,21
40 PRINT " "
50 VDU6,3
60 IF ADVAL-4=63 THEN 90
70 *FX15,0
80 *FX5,0
90 REM Begin output to printer
```

Listing 6. Tests printer buffer

```
10 REM Program to list all user defined keys
20 REM By J Nelson
30 PRINT "Character space remaining: ";255-?&B10
40 FOR K%=0 TO 15
50 IF ?(&B00+K%)=?&B10 THEN PRINT "Key ";K%;" Un
defined":GOTO 180
60 S%=?(&B00+K%)+1
70 E%=?&B10
80 FOR I%=0 TO 15
90 L%=?(&B00+I%)
100 IF L%>S% AND L%<E% THEN E%=L%
110 NEXT I%
120 PRINT "Key ";K%;" ";
130 FOR I%=0 TO E%-S%
140 L%=?(&B00+S%+I%)
150 IF L%>=20 THEN PRINTCHR$(L%): ELSE IF S%+I
%<>E% THEN PRINT ""
160 NEXT I%
170 PRINT
180 NEXT K%
190 END
```

Listing 5. Prints out function key definitions

```
0 GOTO 10
```

1 REM followed by at least 23 spaces

- Type:
P%=&E0E:[LDA#&8A:LDX#0:LDY#&F9:JSR&FFF4:LDY#&D:JSR&FFF4:LDA#&D:LDY#&A:STA(&B),Y:JSR&8A3D]

Note that this must be typed as one line. The code to insert the characters into the buffers is assembled into the REM line, ready for saving

- Type:
?&213=&C

This alters the OSFILE vector to point to the modified code

- *SAVE "programe"E00 xxxx E0E
Where xxxx is the top of Basic store in hex. (Typing PRINT ~!0 gives an eight-digit hex number, the last four of which give the number required.)

- Type:
?&213=&F2

This reverts the vector to normal

Try loading the program by LOAD,CHAIN, *LOAD. You should get 'Locked' to all three. Then try *RUN when the program should load and run.

FUNCTION LIST

£5

LISTING 5 from John Nelson provides a way of printing out the function key definitions without having to press the keys themselves. The program prints the number of characters remaining in the buffer and then the current definitions for the 16 keys (red keys 0 to 9, break key, four cursor keys and the copy key).

The operation is as follows. Key definitions are kept in page &B, ie from &B00 to &BFF and the address of the last occupied byte is found in &B10 – all addresses are within page &B. The first 16 bytes are allocated one to each key beginning with red key 0. If the key is undefined, the address stored for that key is the same as that in &B10, otherwise the address is one less than the start of the key definition. The program then scans the first 16 bytes to locate the end address of the key definition and prints the characters. Characters with ASCII values less than 32 are treated as a signal for a new line.

PRINT TEST

£5

PROGRAMS which output to a printer will hang up with a full printer buffer if the printer is not on-line, connected and switched on. Many programs therefore use a 'Do you want a print out?' option. Listing 6 avoids this by testing the printer buffer. If the buffer is being emptied, output proceeds normally, but if it is not being emptied, the printer sink command is executed. This routine came from Richard Phillips and Robert Ward.

As Reviewed in July Acorn
User and July Laserbug

MICROVOC

AS SUPPLIED TO
SCHOOLS & COLLEGES

Yes it's here! **A complete sound system for the B.B.C.**
Micro, realistically priced at £21 (Inc. V.A.T.) plus £2 post and packaging.

Using the BBC's own power, MICROVOC is suitable for use with either Speech Synthesis or computer produced music, and will fill the average sized room with a sound you will not have believed possible!

The external speakers can be disconnected at will leaving **MICROVOCs** volume control to operate the internal speaker of the BBC micro.

Or your own headphones can be plugged in for personal use.



NOW in stock: The SYNTH from Musicsoft. This program allows you to input your favourite tune via the keyboard, and then to record it for posterity.

THE SYNTH can mix all four channels including the Noise channel for Percussion (Cymbals and Drums).

Extremely versatile and extremely easy to use and a snip at £8.50.

Complex melodies which once took hours to program can now be entered in minutes by a complete novice!

OUR GUARANTEE – Nona of the original components of the BBC micro, including the cabinet need to be modified in any way to install 'MICROVOC'.

Our prime concern whilst designing 'MICROVOC' was to ensure that your BBC micro warranty would remain unaffected.

MICROVOC can easily be fitted in five minutes and requires no drilling, soldering, or any technical expertise whatsoever. It can just as easily be removed, leaving your BBC micro in its original condition.

MICROVOC simply plugs into existing fittings on the BBC micro and makes use of the 'Reset' and 'Econet' apertures at the rear of the machine.

If your BBC micro suffers from the infuriating 'Buzz' then you will also need 'Buzzgo'. 'Buzzgo' simply plugs into the 1Mhz Bus to eliminate the infernal buzz.

BUZZGO COMES FREE WITH MICROVOC! For separate purchases, BUZZGO costs £3 (inclusive)

MICRO-ADVENT (A subsidiary of Advent)

Ashlyn House, 113 Writtle Road, Chelmsford, Essex.

Opening hours 9.30am - 3pm Monday - Friday.

Telephone: 0245 59708

Malcolm Banthorpe grows his own crystals with some eye-catching programs

LIFE VARIATIONS

MANY readers will be familiar with J H Conway's game of Life. In its simplest form, Life is a simulation of a group, or groups, of cells whose existence is governed by three simple rules. The world in which the cells exist consists of a rectangular grid, each division of which can either be empty or contain one cell. The existence of a cell and the 'birth' of new ones is determined by the contents of the eight locations which immediately border the location under test (figure 1). The three rules are:

- a cell survives to the next generation if it has either two or three neighbours;
- a cell dies if it has less than two, or more than three neighbours;
- any empty location which has exactly three neighbours gives birth to a new cell.

These simple rules can lead, after a few generations, to complex patterns which would be difficult to predict.

Most Life programs are designed to study small groups of cells, but the same rules are applied here to larger groups, by using a higher resolution display than is generally employed.

A requirement of any Life program is that the nine neighbours of every screen location be examined before the status of any location is changed. Any changes which were made during the examination would affect the inspection of subsequent locations and effectively change the rules. It is therefore generally necessary to store the next generation, without changing the display, until the examination of the whole field is complete. This is normally done using an array, so the size of the field is limited by the memory available. Thus most programs use a fairly low resolution display of about 1000 locations; 40x25 being typical, as it matches the text screen format of many small computers.

My initial attempts at a high resolution program were on an ITT 2020 (Apple)

	1	2	3	
	8	X	4	
	7	6	5	

Figure 1. The central cell, marked X, is tested by examining the eight surrounding locations

computer, which had a potential 69,120 locations on its 360x192 display. Clearly the use of an ordinary integer or real array to store the next generation was out of the question. Other than storing the next generation on disc, it would be necessary to store the status of each location in a single bit (just as the high resolution screen buffer does in an Apple). The Apple has two high resolution screen buffers, either of which can be selected by software for display. A program was therefore devised which would solve the problem by displaying

alternate generations on alternate high resolution screens. The sequence of events was: set up initial sequence on screen 1; display screen 2, examine screen 1 and plot next generation on screen 2; display screen 1, examine screen 2 and plot next generation on screen 1; go back to the second stage.

As might be expected, Basic was too slow. For every generation, each of the 69,120 cells and its eight immediate neighbours had to be examined, requiring no less than 622,080 iterations of the routine




Figure 2. Results of applying program 1 to random square pattern (generations 0-3)

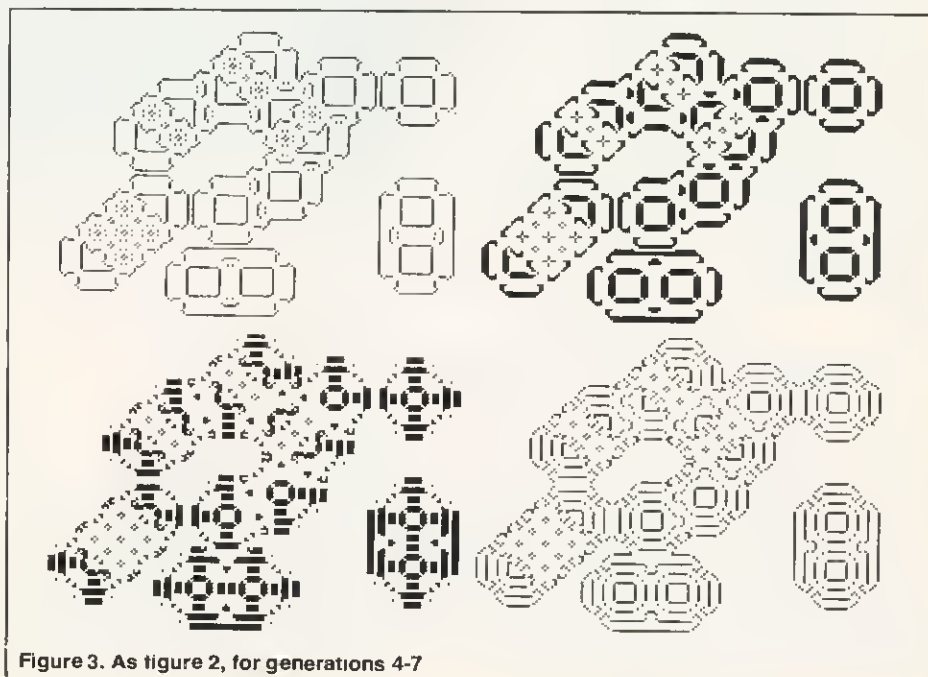


Figure 3. As figure 2, for generations 4-7

and probably taking several hours. Machine code speeded this up to about 18 minutes per generation.

A similar dual screen approach could have been used for the BBC micro because, although not a commonly used technique, the operating system does allow the re-mapping of screen memory so two separate screens can be generated and displayed. The approach used here is easier, and four or more generations can be viewed simultaneously. This makes it possible to follow the progress of a pattern without resorting to hard copy of each successive generation. In program 1, the screen is effectively divided into four separate windows, each having a resolution of 160 by 128. The program generates the following sequence of events:

- set up initial pattern in window 1;
- examine window 1 and plot next generation in window 2;
- examine window 2 and plot next generation in window 3;
- examine window 3 and plot next generation in window 4;
- examine window 4 and plot next generation in window 1;
- go to stage two.

This approach relies on the VDU29 command which allows the graphics origin to be redefined. This means a particular location can be examined and the next generation plotted at the corresponding location in the next window without the need to recalculate coordinates. The program is in BBC Basic, making use of the built-in assembler for the time-critical part, and takes about two and a half minutes to process one generation. The machine code part of the program makes use of OSWORD and OSWRCH operating system calls to set the graphics origin, return the value of a pixel, and to plot a pixel. This saves a considerable amount of coding but execution time could be improved if the screen memory were addressed directly.

Lines 300 to 350 of PROCdesign can define any initial shape. The graphics origin (coordinates 0,0) of each window is at its bottom left-hand corner. The program will continue to run, with successive generations proceeding clockwise around the screen, until the 'H' key is pressed. The program then halts at the completion of the current generation and awaits a further key-press: either 'C' to continue or 'O' to quit.

Figure 2 shows the result of applying program 1 to a random pattern of squares. The initial pattern is in the top left-hand corner and the next three generations follow in a clockwise direction. Figure 3 shows generations four to seven.

Program 2 is entirely in Basic but nevertheless runs reasonably quickly owing to the application of a technique which helps to eliminate the redundant processing of empty locations. The object of using Basic was to allow the rules governing the evolution of the cells to be easily changed; any



Figure 9.

potentially interesting combinations could then be incorporated into a program similar to the first listing. In this situation it is sufficient to process relatively small initial cell groups. The feature of being able to display several generations simultaneously has been retained, which makes it easier to see how a pattern is evolving. The rules incorporated in this program are:

- each cell survives for exactly three generations and then vanishes;
- only the bordering locations shown in figure 1 as 1, 3, 5 and 7 are examined;
- any empty location with an odd number of neighbours gives birth to a new cell.

The first rule requires each location to have four possible states:

- empty;
- containing a first generation cell;
- containing a second generation cell;
- containing a third generation cell.

Each pixel therefore needs to be capable of exhibiting three values as well as zero. This condition is achieved in graphics mode 1 on the BBC micro by assigning

one of the four logical colours to each pixel to represent the state of each location.

When processing a single small shape, only those locations within the shape and immediately bordering it need be examined. This fact is used to optimise speed and allow the display of a large number of generations simultaneously. In effect, each window is made just big enough to accommodate the current generation. With most algorithms of this type, the overall shape tends to expand and so a larger area must be allotted to each successive generation. Consequently the time required to process each generation increases, but the overall saving in time is considerable.

Figure 4 shows the program applied to a single cell, while figure 5 starts with five cells arranged in the shape of a cross (if figure 1 is taken to represent the centre of the display grid, locations 2, 4, 6, 8 and the centre location would initially be occupied). In figure 5 the condition for the creation of a new cell is that there is just one neighbour. Line 30 sets logical colours 1, 2 and 3 appear as white for a monochrome display (leave out for a colour monitor). This has the advantage of giving a clear indication of the generation of each cell.

It is possible to explore the effects of



Figure 8. Results with different cell groupings



changing the rules and cell patterns by altering program 2. The variable, 'count%' holds the current number of neighbouring cells, 'colour' is the logical colour of the current generation and 'thiscell' is the logical colour of the current location. Line 290 defines the conditions for the creation of a cell and lines 190 and 200 determine the locations, relative to the current location, to be taken into account. As before, 'PROC-design' can be altered to generate any desired initial configuration. In this case the graphics origin is at the centre of each window. If the initial cell group has a width or height greater than three pixels, the initial value of L% in line 40 (which determines the initial size of the window) will need to be increased to accommodate it. L% is automatically incremented as the program proceeds.

So far we have been concerned with cells on a rectangular grid. The next listing attempts to apply a set of rules in which the state of a location is determined by six of

the neighbouring locations arranged in the hexagonal form (program 3). As the screen locations are arranged in a rectangular matrix, it is not possible to simulate a hexagonal grid perfectly, but a reasonable approximation can be achieved (figure 6). For each potential cell location, the relative locations 1 to 6 are examined. Figure 7 shows this is good enough to approximate hexagonal symmetry, and the first 18 generations are shown. As might be expected, many of the six-sided shapes are reminiscent of snowflakes. The initial pattern is a square block of nine cells. Again, each cell survives for three generations and the creation of a new cell is dependent on a location having an odd number of neighbours.

Figure 8 shows the same rules applied to slightly different cell groupings. The rules have also been changed in the third frame so that only one neighbour is required to create a new cell.

If a further change to the rules is made such that third generation cells are ignored for the purpose of the neighbouring cell count, it is possible to use the whole screen to display a single generation. This variation removes the need to leave the display of a particular generation unaltered while the next is being determined. Figure 9 shows generation 14 of such a display and was generated using program 4. The individual cells are represented by 3x3 blocks of pixels (as defined in PROC-block), giving an effective resolution of 80x64 and a larger display which is more suitable for the UHF input of a television receiver. The PAL television system is unable to give a satisfactory rendering of colour detail at the level of a single mode 1 pixel. Hence some colour detail will be lost if listing 3 is run into a domestic receiver rather than an RGB monitor. Once again, any initial pattern of blocks can be incorporated in the definition of PROCdesign. The initial value of L% in line 40 will need to be increased in increments of 16 to accommodate larger initial patterns.

I hope the examples given will stimulate further experimentation in the generation of patterns by the repeated applications of a few simple rules to various 'seed' shapes. ●




Figure 7. Approximate hexagonal symmetry





Figure 6. Hexagonal grid approximation



MORE OUT OF THIS WORLD SOFTWARE FOR THE BBC MICRO AND ACORN ELECTRON FROM IJK SOFTWARE...

CASSETTE EIGHTEEN: CATERPILLAR



Fantastic machine code version of this popular game. Base moves horizontally and vertically. Game features spider, flea, scorpions etc. For BBC 32K £7.50 inc. Also available for Electron £7.50 inc.

CASSETTE SEVENTEEN: 5-A-SIDE SOCCA




At last!!! The 2 player m/c game you have all been asking for. Uses joysticks or keyboard. Really exciting pass, dribble, teckle and shoot. £7.50 inc.

CASSETTE SIXTEEN: PONTOON & PATIENCE



Excellent rendition of the two very popular card games. Psst!! red six on black seven. £7.50 inc. Also available for Electron £7.50 inc.

CASSETTE FIFTEEN: LEAP FROG




Superbly written m/c arcade type game. Beautifully presented, features lanes travelling at different speeds, skill levels, tunes, butterflies, parrots. For use with joysticks or keyboard. £7.50 inc.

CASSETTE FOURTEEN: STRATOBOMBER



Excellent graphics on this m/c arcade type game. Can you keep the enemy fleet at bay in order to destroy the rogue ster ships nuclear reactor? £7.50 inc. Also available for Electron £7.50 inc.

CASSETTE ELEVEN: ATLANTIS



The superb fast action m/c arcade type game. Guide your submarine Nautilus along the undersea landscape and through the caverns avoiding mines, depth charges, rockets, jelly fish, serpents etc. Features skill levels and user selected keys. £7.50 inc.

OTHER TITLES AVAILABLE...

MODEL A/B

CASSETTE 1: Star Trek/Candy Floss (very popular). £6.50 inc.
CASSETTE 2: Family Games (hours of fun). £4.50 inc.
CASSETTE 3: Mutant Invaders/Breakout. £6.50 inc.
CASSETTE 6: Model A Invaders (M/C). £5.50 inc.

MODEL B (or A+32K)

CASSETTE 4: Beep-Beeb (Super Simon Game). £4.50 inc.
CASSETTE 5: Beebmunch (full colour Munchman). £6.50 inc.
CASSETTE 6: Super Hangman (animated, educational). £4.50 inc. Also available for Electron £7.50 inc.
CASSETTE 7: 3D Maze (fast and intricate). £4.50 inc. Also available for Electron £7.50

CASSETTE 9:

MODEL B Invaders (or A+32K) (M/C). £7.50 inc. Also available for Electron £7.50 inc.

CASSETTE 10:

WORDPRO. (Cassette W.P. system). £10.50 inc.

CASSETTE 12:

FLAGS. (Countries and Capitals). £4.50 inc.

Also available for Electron £7.50 inc.

CASSETTE 13:

HYPERDRIVE (M/C arcade). Destroy the Drone aliens in the caverns with your laser tank. £6.50 inc.

Also available for Electron £7.50 inc.

ALL PRICES FULLY INCLUSIVE OF VAT AND P&P - NO MORE TO PAY

All advertised software is in stock NOW and will be despatched within 48 hours of receipt of order.

All Programs will run on ALL current OS versions and basic roms.

Please state computer type when ordering.



24 HOUR ANSAFONE



Unit 3c, Moorfields, Moor Park Avenue,
Bispham, Blackpool, Lancs FY2 0JY
Telephone (0253) 55282




Figure 4. Program 2 applied to single cell

```

10 PROCassemble
20 MODE4
30 VDU29,0;512;
40 PROCdesign
50 REPEAT
60 PROCsource(0,512):PROCdestination(
640,512)
70 CALL life:PROCKey
80 PROCsource(640,512):PROCdestination
n(640,0)
90 CALL life:PROCKey
100 PROCsource(640,0):PROCdestination(
0,0)
110 CALL life:PROCKey
120 PROCsource(0,0):PROCdestination(0,
512)
130 CALL life:PROCKey
140 UNTIL FALSE
150 END
160
170
180 DEF PROCsource(X%,Y%)
190 ?SXL=X%MOD256: ?SXH=X%DIV256
200 ?SYL=Y%MOD256: ?SYH=Y%DIV256
210 ENDPROC
220
230
240 DEF PROCdestination(X%,Y%)
250 ?DXL=X%MOD256: ?DXH=X%DIV256
260 ?DYL=Y%MOD256: ?DYH=Y%DIV256
270 ENDPROC
280
290
300 DEF PROCdesign
310 FOR I%=1 TO 20
320 MOVERND(13)*40,RND(9)*40
330 PLOT1,80,0:PLOT1,0,80:PLOT1,-80,0:
PLOT1,0,-80
340 NEXT
350 ENDPROC
360
370
380 DEF PROCassemble
390 osword=&FFF1:oswrch=&FFEE:pixel=&7
8:XD=&79:YD=&7A:colour=&85
400 XBL=&70:XBH=&71:YBL=&72:YBH=&73:XL
=&74:XH=&75:YL=&76:YH=&77
410 cellcount=&7B:thiscell=&84:SXL=&7C
: SXH=&7D:DXL=&7E:DXH=&7F
420 SYL=&80:SYH=&81:DYL=&82:DYH=&83:TX
L=&86:TXH=&87:TYL=&88:TYH=&89
430 DIM life 400
440 FOR PASS=0 TO 3 STEP 3:P%=life
450 [OPT PASS
460 CLD:LDA#2:STA XBH:LDA#112:
STA XBL
470 .loop4 LDA#1:STA YBH:LDA#240:STA
YBL
480 .loop3 JSR source:JSR cell:JSR de
st:LDA#0:STA colour

```

Program 1. plots four generations

continued on page 77

ORBIT FOR THE ACORN ELECTRON

JOIN NOW
FOR A
FREE
CASSETTE

Join the Electron User Group

Members receive 10 copies of the magazine **ELBUG** each year. **ELBUG** is devoted **EXCLUSIVELY** to the **ELECTRON MICRO**. It is packed with News, Reviews, Hints, Tips, Programming ideas, Major articles, plus Regular program features including games and useful utilities.

ELBUG is produced by **BEEBUG** Publications Ltd., publishers of **BEEBUG**, the magazine of the National User Group for the BBC Micro. **BEEBUG** now has some 20,000 members and has achieved a high reputation both in this country and abroad.

The formula which makes **BEEBUG** an invaluable companion for users of the BBC micro, will be applied to **ELBUG**.

By joining **ORBIT** you gain all the advantages of a single-micro magazine, with no space

wasted on programs and articles for other computers.

BENEFITS OF MEMBERSHIP

ELBUG MAGAZINE

Ten copies a year mailed free of charge.

DISCOUNT SCHEME

Extensive discount scheme with major retailers.

SOFTWARE LIBRARY

A growing range of software titles at budget prices for members.

SOFTWARE CLUB

Substantial discounts on software from major software houses.

LOCAL USER GROUPS

Lists of local affiliated user groups.

SPECIAL OFFER 8 FREE PROGRAMS

Subscribe now, and get a free introductory cassette containing 8 tested programs for the Electron.

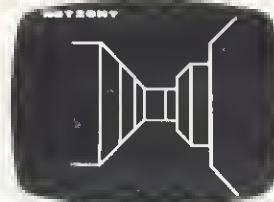
1. **SPACE CITY**. Defeat the invading Aliens with your laser, and save the city
2. **3D NOUGHTS AND CROSSES**. Pit your wits against the **ELECTRON** on a 4x4x4 board
3. **RACER**. Guide your racing car to victory, avoiding other cars and obstacles on the track
4. **3D MAZE**. In this challenging game, you must escape from the maze - The screen displays a 3D view from inside the maze
5. **PATCHWORK**. A multicoloured display of continuously changing patterns
6. **KEY SET ROUTINE**. A program to set up the user function keys
7. **MEMORY DISPLAY**. An efficiently written utility to display the contents of memory (ROM and RAM)
8. **CHARACTER DEFINER**. Define individual graphics characters with this useful utility for use in your own programs.



SPACE
CITY



RACER



3D MAZE

HOW TO JOIN

To subscribe for one year, and get your FREE CASSETTE, send £9.90 (payable to Orbit) plus a strong stamped addressed envelope (for the cassette)

SUBSCRIPTIONS TO: **ORBIT, PO BOX 109, HIGH WYCOMBE, BUCKS HP11 2TD**

Six month trial subscription (5 issues) UK only £5.90 - FREE CASSETTE OFFER STILL STANDS

Membership outside UK (one year only): Eire and Europe £16.00, Middle East £19.00, Americas and Africa £21.00, other countries £23.00

Editorial Address: ORBIT, PO Box 50, St Albans, Herts




Figure 5. Five-cell cross with program 2

► continued from page 75

```

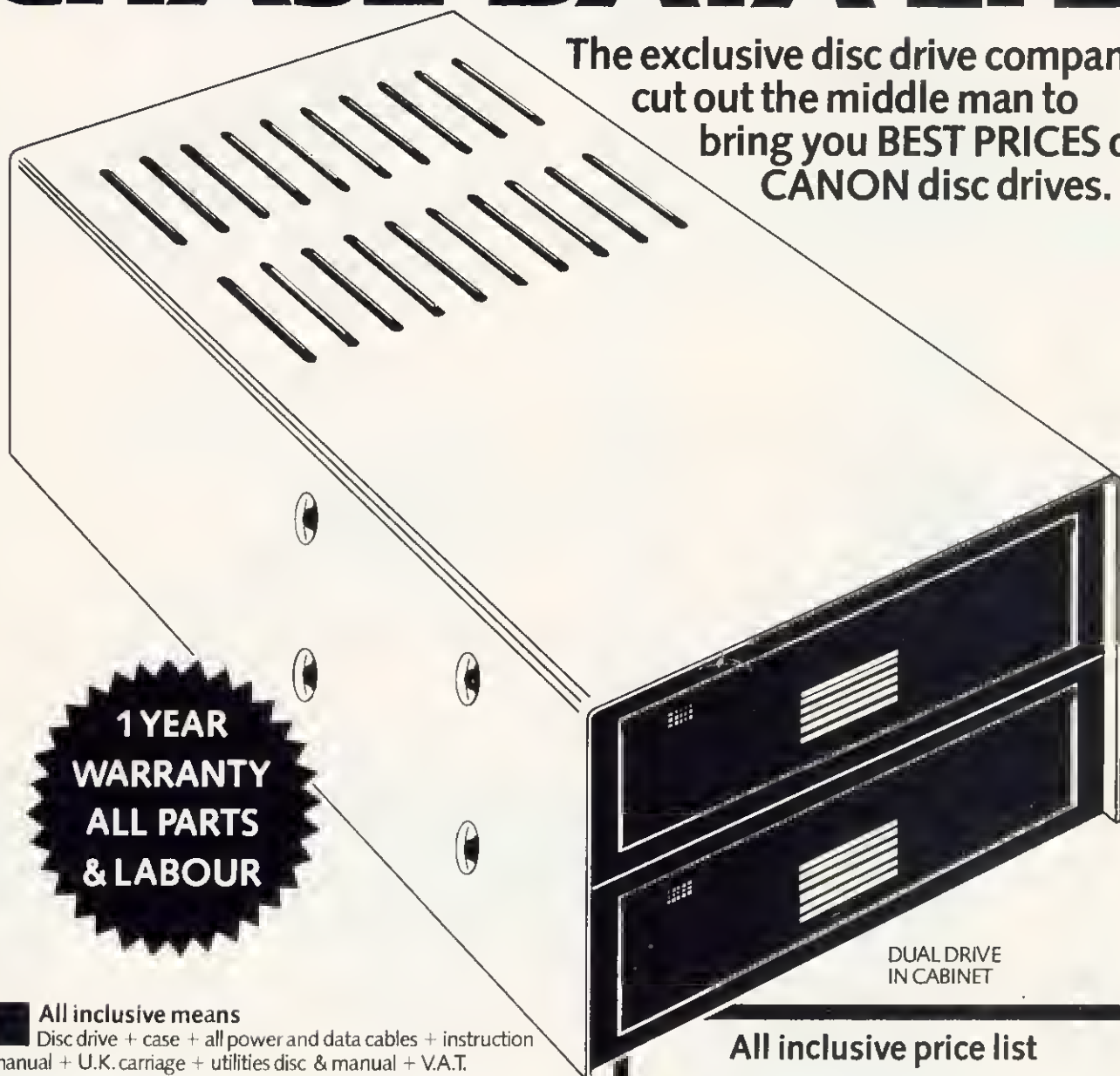
490          LDA thiscell:BEQ nocell:LD
A cellcount:CMP#2:BEQ newcell
500 .nocell LDA cellcount:CMP#3:BNE sh
ow
510 .newcell LDA#1:STA colour
520 .show   LDA#18:JSR oswrch:LDA#0:JS
R oswrch:LDA colour:JSR oswrch
530          JSR plot:SEC:LDA YBL:SBC#4
:STA YBL:CMP#252:BNE loop3
540          LDA YBH:BEQ here:DEC YBH:J
MP loop3
550 .here   SEC:LDA XBL:SBC#4:STA XBL:
CMP#252:BNE loop4
560          LDA XBH:BEQ end:DEC XBH:JM
P loop4
570 .end    RTS
580 .cell   LDA#0:STA cellcount:LDA#12
:STA X0
590 .loop2  LDA#12:STA Y0:CLC:LDA XBL:
ADC X0:STA XL
600          LDA XBH:STA XH:BCC loop1:1
NC XH
610 .loop1  LDA YBL:ADC Y0:STA YL:LDA
YBH:STA YH:BCC cont2:INC YH
620 .cont2  LDY#0:LDX#XL
630          LDA#9:JSR oswrch:LDA#8:CMP
X0:BNE cont:CMP Y0:BNE cont
640          LDA pixel:STA thiscell:LDA
XL:STA TXL:LDA XH:STA TXH
650          LDA YL:STA TYL:LDA YH:STA
TYH:JMP cont1
660 .cont   LDA pixel:BEQ cont1:INC ce
llcount
670 .cont1  SEC:LDA Y0:SBC#4:STA Y0:BN
E loop1
680          SEC:LDA X0:SBC#4:STA X0:BN
E loop2:RTS
690 .dest   LDA#29:JSR oswrch:LDA DXL:
JSR oswrch:LDA DXH:JSR oswrch
700          LDA DYL:JSR oswrch:LDA DYH
:JSR oswrch:RTS
710 .source LDA#29:JSR oswrch:LDA SXL:
JSR oswrch:LDA SXH:JSR oswrch
720          LDA SYL:JSR oswrch:LDA SYH
:JSR oswrch:RTS
730 .plot   LDA#25:JSR oswrch:LDA#69:J
SR oswrch:LDA TXL:JSR oswrch
740          LDA TXH:JSR oswrch:LDA TYL
:JSR oswrch:LDA TYH:JSR oswrch:RTS:]
750 NEXT:ENDPROC
760
770
780 DEF PROCkey
790 A$=INKEY$(0)
800 IF A$="H" REPEAT A$=GET$: UNTIL A$
="C" OR A$="Q"
810 IF A$="Q" END
820 ENDPROC
    
```



DISC DRIVES

CHASE DATA LTD

The exclusive disc drive company,
cut out the middle man to
bring you **BEST PRICES** on
CANON disc drives.



**1 YEAR
WARRANTY
ALL PARTS
& LABOUR**

DUAL DRIVE
IN CABINET

All inclusive means

Disc drive + case + all power and data cables + instruction manual + U.K. carriage + utilities disc & manual + V.A.T.

Quality product

State of the art disc drives. E.g. Model 220 features: unique on-board switching that both reads **and writes** in 40/80 TK modes (selected mode indicated by two-colour LED on front panel).

Full service support

Our units come with a full 1 year warranty on parts & labour. Disc drive service is via the leading U.K. Independent Drive Service Company.

Send remittance (Cheque only please) with your order to:

CHASE DATA LTD

P.O. Box 6, Woking, Surrey GU21 4PB. (Tel: 0784 38487).

All inclusive price list

MODEL	110	210	220
FORMATTED CAPACITY/DRIVE ON BBC	100K	200K	400K
SINGLE DRIVE IN CABINET	£170	£221	£263
DUAL DRIVE IN CABINET	£320	£409	£499

All units available with on-board power supply.
Additional cost: £25.

BATTLE PLAN

WHILE developing a games program in Basic for my BBC micro, I thought it might be useful to keep track of the stages of development to see how the finished game came about.

The game in question, Defencecom, is of the Missile Command type, although the finished product bears only passing resemblance to the arcade original. The final program is written entirely in Basic without recourse to indirection operators, so if you've invested in a second processor, you'll be delighted to learn that it should still run via the Tube.

The first step was to develop short, dummy-run programs to reproduce key aspects of the game. These checked from the start that the speed available from BBC Basic was sufficient to ensure that the completed game would be a challenge to play. These short programs developed into procedures used in Defencecom.

PROCmissiles is used to advance the incoming missiles. It consists of a loop which DRAWS a small section of each line in turn to build up the tracks of the missiles. The x and y coordinates of the tracks at any time are calculated using proportions, as the start and finish points are known and the y coordinate is altered by a set amount in each loop.

It is important that as much calculation as possible is carried out before the start of the main game loop. This system seemed to work satisfactorily, although it is slightly amended within the final program.

PROCscreen sets up the backdrop of

Fresh from his defence of the cities from missile onslaught, Simon Williams tells in this extract from his Defencecom memoirs how he set the enemy up using Basic tactics

the game using a variety of different background colours. At this stage most of the user-defined graphics were worked out. This may seem early to be considering the niceties of the eventual screen image, but it normally ensures the game will be visually attractive.

PROCights (line 5010) moves the defence missile sights around the screen. This program should surprise nobody as it makes use of simple INKEY statements, using negative parameters to ensure the machine scans the keyboard and not the keyboard buffer. This method means that the micro can detect more than one key depression on each pass of the control loop, making possible, for instance, diagonal movement around the screen.

Having checked that the major elements of the program could be made to work, the next stage was to devise a main control loop to run the program.

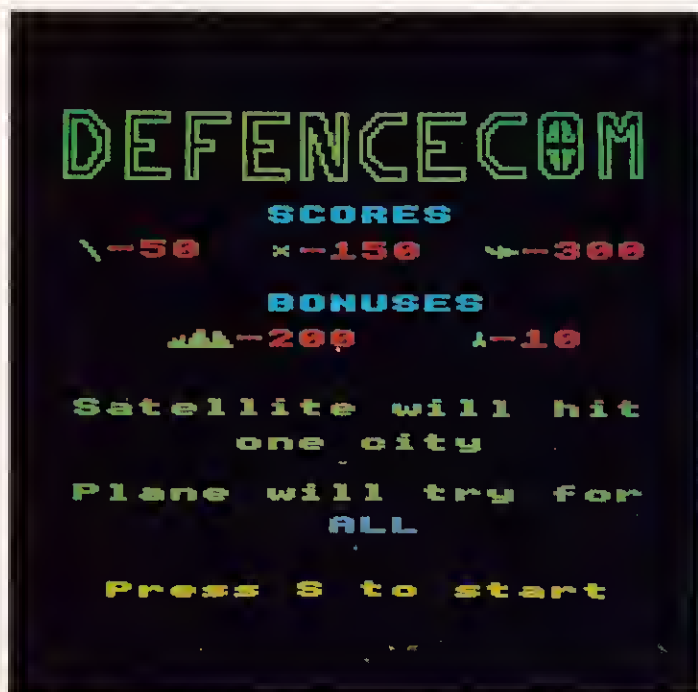
To do this a flow chart, figure 1, was drawn up. This sequence of actions can be adapted to most video games. Whether it

is Space Invaders, Pac-Man, Frogger or Missile Command, the progression of events is much the same and essentially simple. In a high-level language it is a straightforward step to translate this flow into the main control loops of the game itself.

Programs really are easier to follow if they don't involve the use of GOTO statements for loop control. For this reason a system of REPEAT...UNTIL loops and named procedures was employed with, as near as possible, the direct translation of the flow chart into the main control program. This can be seen in lines 10-180 of the final game listing 1.

Each procedure was programmed to perform a specific task within the game, and the titles of the procedures reflect these tasks. In some cases they call further procedures or levels of procedures and so build up a four-tier hierarchical structure. A brief run-through of the first level of called procedures and their actions should illustrate how the program is built up.

PROCinitialise dimensions arrays for the positions of incoming missiles (X3%(12) and Y3%(12)), the increments of their movement (DX%(12) and DY%(12)), and the x coordinates of the six cities (C%(6)). The various user-defined graphics are set up and allocated to strings for easier subsequent handling. Note that, in line 1110, the explosion string EX\$ is drawn as a clockwise spiral, which gives a fairly realistic explosion. Variables which need to be set up for replays as well as for the first



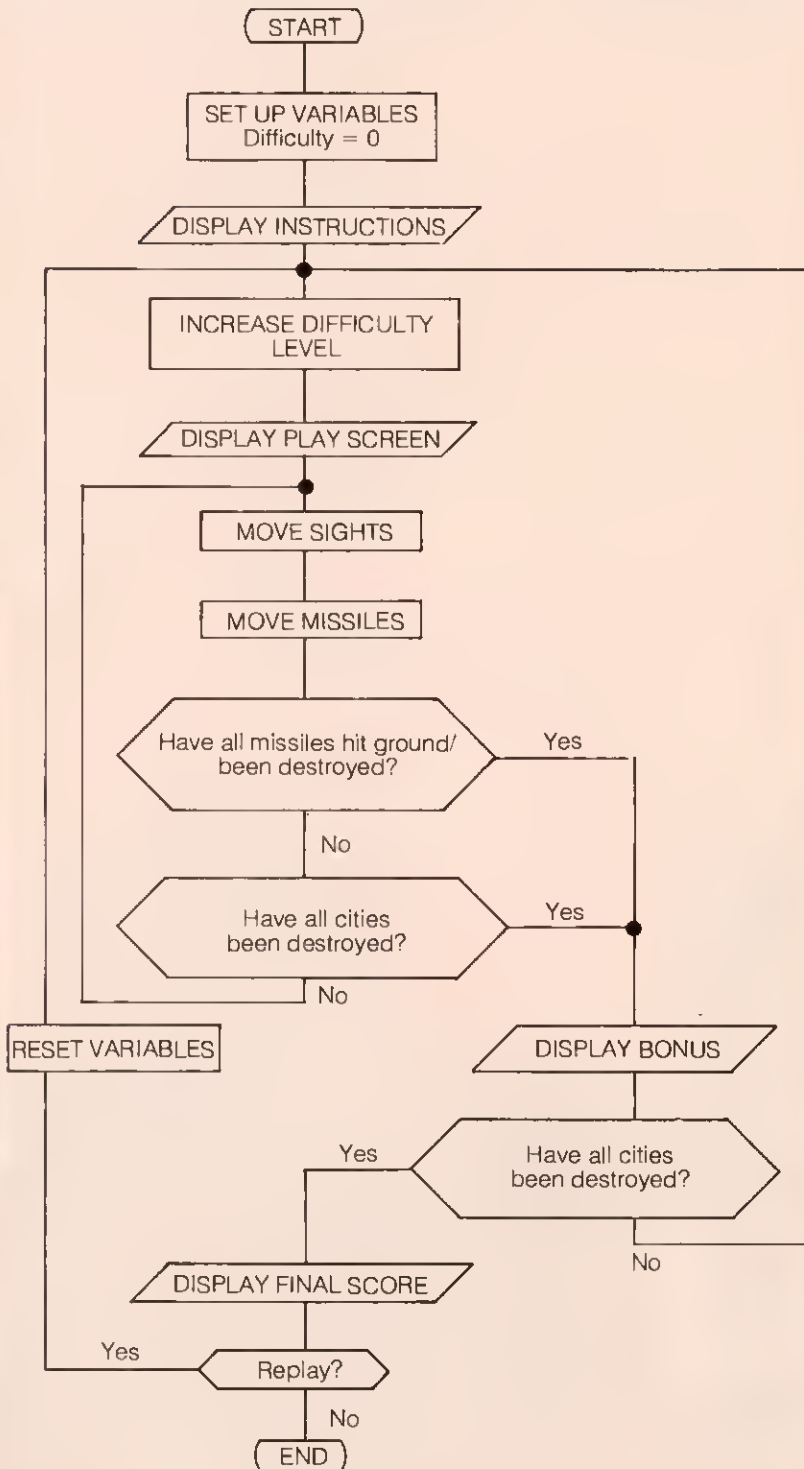


Figure 1. Flowchart outlining the sequence of actions found in most video games

INTEGERS

- A%—Ammunition left
- B%—Number of current background colour
- C%—Cities left
- D%—Duration of note in fanfare
- DIF%—Current level of difficulty
- DPX%—Movement increment for projectile
- E%—Explosion delay counter
- EX%—x coordinate of explosion
- EY%—y coordinate of explosion
- ENTRY%—Entry variable
- F%—Frequency of note in fanfare
- HS%—Current high score
- L%—General-purpose loop counter
- M%—Missiles in flight
- N%—General purpose loop counter
- NX%—New x coordinate for sights
- NY%—New y coordinate for sights
- NX3%—New x coordinate for current missile
- NY3%—New y coordinate for current missile
- P%—Projectile type/in flight flag
- PCX%—x coordinate of next undestroyed city
- PX%—Current projectile x coordinate
- S%—Size of title
- SC%—Current score
- T%—Time delay parameter
- TS%—Temporary score variable
- TX%—x coordinate of title origin
- TY%—y coordinate of title origin
- X%—x coordinate of sights
- Y%—y coordinate of sights
- X1%—x coordinate of missile start
- X2%—x coordinate of missile finish

FLOATING POINT

- TX—Current x coordinate of title
- TY—Current y coordinate of title

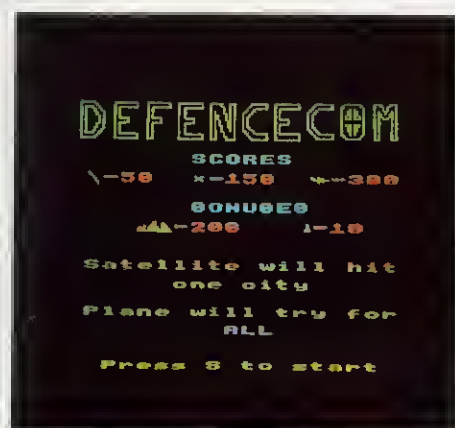
STRINGS

- AMMO\$—Ammunition graphics
- B\$—Bomber graphics
- BASE\$—DEFENCECOM base graphics
- CITY\$—city graphics
- EX\$—explosion graphics
- P\$—projectile graphics (B\$ or SAT\$)
- SAT\$—satellite graphics

ARRAYS

- C%(6)—x coordinates of cities
- DX%(12)—increment in missile x coordinates
- DY%(12)—increment in missile y coordinates
- X3%(12)—Current x coordinate of missiles
- Y3%(12)—Current y coordinate of missiles

Figure 2. List of variables



playing of the game are devolved to PROCreset. The four sound envelopes are set up in lines 1130 to 1160.

PROCinstructions first calls PROCtitle, which draws the game's name, DEFENCECOM, in high-res graphics from x,y data pairs. The size and position of this title can be controlled via PROCtitle's parameters. PROCfanfare plays a short introductory tune and the first page of instructions is then displayed. This is followed by scores and bonuses, before the procedure exits and after input from the user, at line 2200.

PROCllevel increases the level of difficulty, DIF%, and then uses this value to establish the rates of descent of incoming missiles. The values of flags P% and PX%, used by PROCprojectile, are then reset.

PROCscreen, as well as drawing the backdrop to the playscreen, also prints the score and remaining ammunition. B% is allocated the colour of the current background by reading it directly from the string "41367" in conjunction again with the level of difficulty variable, DIF%.

PROCsights incorporates line 6050, which calls PROCfire to set up an explosion. The conditional test for firing originally employed negative parameters to the INKEY statement, but because PROCmissiles takes a significant time to complete, the program would occasionally not re-

spond to the space bar. By reading the keyboard buffer instead, the key will always operate, although sometimes after a short delay.

PROCmissiles includes several tests for hitting a defence missile, the ground or a city. The destruction of a city is handled separately by PROCcity, and satellite and plane attacks are also handled from this procedure by calling PROCprojectile.

PROCbonus calculates and displays the bonuses for cities saved at each level and for unused ammunition. It calls PROCpause, a parameter-driven delay loop.

PROCgameover handles the final screen display when all cities have been destroyed by missiles or plane or satellite fire. It requests input for a replay and, if necessary, calls PROCreset to reset variables.

At the lower level, PROCprojectile acts as a separate game by moving a satellite or plane across the screen to attack one or all cities. It calls respectively PROCsearch to establish the first eligible city for its attentions, and PROCshoot, which acts similarly to PROCcity.

The incorporation here of the systems of development may help you to produce games programs more easily, if not more quickly. It should make them easier to read and, if necessary to modify. I hope you enjoy playing Defencecom. ●

```

1 REM DEFENCECOM by S.Williams
2 REM Acorn User January 1984
4
10 MODE 2
20 PROCinitialise
30 PROCinstructions
40 REPEAT
50 REPEAT
60 PROCllevel
70 PROCscreen
80 REPEAT
90 PROCsights
100 PROCsights
110 PROCmissiles
120 PROCsights
130 UNTIL M% = 0 OR C% = 0
140 PROCbonus
150 UNTIL C% = 0
160 PROCgameover
170 UNTIL ENTRY% = 78
180 MODE 7
190 END
999
1000 REM *** TO INITIALISE VARIABLES/
      USER CHARACTERS ETC
1010 DEF PROCinitialise
1020 DIM X3%(12), Y3%(12), DX%(12), DY%(12)
      , C%(6)
1030 VDU 23, 224, 8, 8, 8, 62, 8, 8, 8, 0, 23, 225
      , 0, 0, 0, 24, 24, 60, 126, 255
1040 VDU 23, 226, 1, 1, 3, 19, 87, 119, 247, 255
      , 23, 227, 128, 152, 152, 156, 220, 222, 254, 255
1050 VDU 23, 228, 0, 2, 2, 2, 2, 7, 5, 0, 23, 229,
      0, 0, 144, 220, 127, 28, 16, 0
1060 VDU 23, 230, 0, 0, 36, 24, 24, 36, 0, 0, 23,
      255, 255, 255, 255, 255, 255, 255, 255, 255
1070 VDU 23, 231, 255, 254, 252, 252, 252, 248
      , 192, 192, 23, 232, 255, 127, 127, 63, 63, 15, 1, 0
1080 VDU 23, 233, 1, 15, 31, 63, 63, 127, 127, 2
      55, 23, 234, 192, 248, 252, 252, 254, 254, 255, 25
      5
1090 S#=CHR#224: BASE#=CHR#225: CITY#=C
      HR#226+CHR#227
1100 AMMO#=CHR#228: B#=CHR#229: SAT#=CH
      R#230
1110 EX#=CHR#255+CHR#255+CHR#10+CHR#8+C
      HR#231+CHR#8+CHR#8+CHR#255+CHR#8+CHR#8+C
      HR#232+CHR#8+CHR#11+CHR#255+CHR#8+CHR#11
      +CHR#233+CHR#255+CHR#234
1120 PROCreset: HS%=0: VDU 23: 8202: 0: 0:
      0:
1130 ENVELOPE 1, 1, -50, 5, 5, 1, 12, 12, 127, 0
      , 0, -127, 126, 126
1140 ENVELOPE 2, 1, 20, -15, -15, 6, 3, 3, 127,
      0, -2, -2, 126, 126
1150 ENVELOPE 3, 1, 127, -2, -2, 1, 25, 25, 127
      , 0, 0, -127, 126, 126
1160 ENVELOPE 4, 1, 0, 0, 0, 0, 0, 0, 127, -1, -1
      , 0, 126, 50
1170 ENDPROC

```

continued on page 83

Write your own 'Arcade Action' games without machine code.

YOURS TO CREATE AND COMMAND



with the revolutionary **SPRITE-GEN**
for the BBC microcomputer

SPRITE-GEN is an amazing and revolutionary piece of software. You can create multi-coloured fast-moving sprites quickly and easily without machine code. Until now, only experienced machine-code programmers could produce 'Ghost Gobbling Monsters' and 'Light Speed spacecraft'. With **SPRITE GRAPHICS** any character or object you imagine are at your command, moving smoothly at any speed in any direction. Supplied on cassette it can be used on disk.

Look at these features:

- * Up to 32 **SPRITES** on screen at any time.
- * Limitless **SPRITE** design using the **SPRITE Generator** program included in the package, allows ALL SIXTEEN logical colours "In each **SPRITE**" if desired. Full operating system capability of logical/actual colour assignment.
- * There can be up to EIGHT different **SPRITE DESIGNS** active at one time, each of which can have up to THREE "CLONES" (copies of the primary **SPRITE** but each with individual movement control).

* Each **SPRITE** actually has TWO images which given slight differences will achieve the animation effects when the two are alternated. Or, if you choose, give the two images totally different designs and you have created two **SPRITES** out of one, usable alternately. This technique can also be applied to the **CLONES** which means that all 32 **SPRITES** can be animated, multi-coloured, moving objects!!!

* Once you have completed the design of your **SPRITES** using the simple grid-based generator utility, they and the high speed machine-code routines that control their movement are secreted into RAM and the **BASIC** system is ready to accept your own program lines through which you can direct the **SPRITES** to appear, move, disappear or just remain stationary.

* **SPRITES** can be linked together in pairs or groups to produce large scale animation. Of course, if you wish they can be as small as a single pixel.

* Your own creations can move in front of each other with no loss of detail.

With **SPRITE-GEN** you can use your imagination and micro to the full for fun and profit. Ideal for Schools and Colleges. Comes complete with two brand new sample games and fully illustrated instruction manual at just **£17.95** (U.S. \$49.95)



SUPER - 7

The best value in arcade-type games available today. Seven exciting machine-code games in full colour and sound. Space Pilot Test, Guns of Navarone, Creatures of the Deep (COD), Fire Chief, Space Rescue, Chopper Chase, Bouncer. (BBC B Only) Only **£8.95**.

747 FLIGHT SIMULATOR

Now Electron!


BBC * Dragon * TRS BO C/C * Electron

Exactly reproduces the flight deck of a 747, 21 real dials and 25 other indicators. You select passenger level, fuel loads and flight plan. Random emergencies make this one of the most exciting and taxing programs even written.

Your controls operate throttle, ailerons, elevators, flaps, slats, spoilers, landing gear, reverse thrust, brakes etc. Runway shown in true perspective to position, Indicators show distance and bearing: Operates with two joysticks (optional) and keyboard.

"A real simulation, not just another game" (Your Computer, April '83)
Cassette **£9.95 inc VAT** (US \$27.95)

DACC Limited,
23, Waverley Road,
Hindley, Nr. Wigan,
Lancashire **WN2 3BN.**



ACTUAL SCREEN PHOTOGRAPH



In US order from sole distributor:
Frank Ashton, PO Box 7037,
Chula Vista, CA 92012-7037.
(California residents add 6%)

To DACC Limited, 23 Waverley Road,
Hindley, Nr. Wigan, Lancashire WN2 3BN.

Please rush me:

_____ qty. **SPRITE-GEN** at £17.95 each

_____ qty. **FLIGHT SIMULATORS** at £9.95 each

_____ qty. **SUPER 7** at £8.95 each

Please state machine.

I enclose a cheque/PO to the value of £ _____

Name _____

Address _____

_____ Postcode _____

continued from page 81

```

1999
2000REM *** TO DISPLAY INSTRUCTIONS
2010DEF PROCinstructions
2020FOR LX=50 TO 945 STEP 12B
2030PROCTITLE(50,LX,17)
2040NEXT: PROCfanfare
2050VDU 24,0;0;1270;B15;: CLG: GCOL0,7
2060MOVE 32,500: PRINT"(c) 1983 S.Williams"
2070PROCpause(200): CLG: SOUND 1,3,0,100
2080VDU 4: COLOUR 9: COLOUR 128: PRINT TAB(2,7)"ALERT - HOSTILES"
2090COLOUR 2: PRINT TAB(2,10)"Destroy incoming"" missiles, planes"" and
satellites"" with ground to air""fire from DEFENCECOM"" silo. Move sights:"
2100PRINT"" A-up Z-down"" (-left >-right"" Space bar-fire": COL
OUR 3: PRINT"" Press S for scores";
2110REPEAT UNTIL GET=83: CLG
2120COLOUR 6: PRINT TAB(7,8)"SCORES" TAB(7,13)"BONUSES"
2130COLOUR 1: PRINT TAB(2,10)"-50 -150 -300" TAB(6,15)"-200 -10"
2140GCOL0,2: MOVE 60,700: DRAW 112,670
2150COLOUR 2: PRINT TAB(7,10);SAT$ TAB(14,10);B$ TAB(4,15);CITY$ TAB(13,15);AMM
US$
2160PRINT TAB(1,19)"Satellite will hit" TAB(6,21)"one city"" Plane will try
for"
2170COLOUR 11: PRINT TAB(9,26)"ALL"
2180COLOUR 3: PRINT TAB(2,30)"Press S to start";
2190REPEAT UNTIL GET=83: VDU 26,5: COLOUR 7: COLOUR 130
2200ENDPROC
2999
3000REM *** TO SET UP VARIABLES FOR NEXT LEVEL OF PLAY
3010DEF PROClevel
3020IF DIF%<5 DIF%=DIF%+1
3030FOR NX=1 TO 12
3040IF NX<6 X1%=B0+(NX-1)*250+RND(40) ELSE X1%=RND(1279)
3050X2%=40+RND(7)*150
3060X3%(NX)=X1%: Y3%(NX)=1023
3070DY%(NX)=DIF%*3+RND(10)
3080DX%(NX)=(X1%-X2%)*-DY%(NX)/823
3090NEXT
3100E%=0: P%=0: PX%=-64
3110ENDPROC
3999
4000REM *** TO SET UP PLAY SCREEN
4010DEF PROCscreen
4020B%=VAL(MID$("41376",DIF%,1))+128: GCOL0,B%: CLG: GCOL0,2
4030FOR NX=0 TO 1280 STEP 100
4040MOVE NX,170+RND(20)
4050MOVE NX+100,170+RND(20)
4060PLOT B5,NX,0: PLOT B5,NX+100,0
4070NEXT: GCOL0,0: FOR NX=1 TO 6
4080IF CX(NX)>0 MOVE CX(NX),200: PRINT CITY$
4090NEXT: MOVE 608,200: PRINT BASE$
4100VDU 4: PRINT TAB(5,28)"SCORE ";SC% TAB(5,30)"AMMUNITION": VDU 5
4110GCOL0,3: FOR NX=1 TO AX
4120MOVE 55*NX,30: PRINT AMMO$
4130NEXT
4140X%=640: Y%=700: NX%=X%: NY%=Y%
4150GCOL3,7: MOVE X%,Y%: PRINT S$
4160ENDPROC
4999
5000REM *** TO MOVE SIGHTS AND PROCESS EXPLOSIONS
5010DEF PROCsights
5020IF AX=0 ENDPROC
5030NX%=X%-60*INKEY(-103)*(X%<127)+60*INKEY(-104)*(X%<1152)
5040NY%=Y%-60*INKEY(-98)*(Y%>270)+60*INKEY(-66)*(Y%<991)
5050IF INKEY(0)=32 PROCfire
5060GCOL3,7: MOVE X%,Y%: PRINT S$: MOVE NX%,NY%: PRINT S$
5070X%=NX%: Y%=NY%
5080IF E%=8 GCOL3,7: MOVE EX%,EY%: PRINT EX$: E%=0 ELSE IF E%>0 E%=E%+1
5090ENDPROC
5999
6000REM *** TO MOVE MISSILES AND OTHER PROJECTILES

```

continued on page 84

continued from page 83

```

6010DEF PROCmissiles
6020NX:=0: MX:=0: GCOL0,2
6030REPEAT: NX:=NX+1
6040IF Y3%(NX)=0 UNTIL NX=12: ENDPROC
6050NX3%=X3%(NX)+DX%(NX): NY3%=Y3%(NX)-DY%(NX)
6060IF POINT(NX3%,NY3%)=(7 EOR 8%)-128 Y3%(NX)=0: SC%=SC%+50: VDU 4: PRINT TAB(
11,28);SC%: VDU 5: SOUND &11,1,200,2: UNTIL NX=12: ENDPROC
6070IF Y3%(NX)<180 PROCcity: Y3%(NX)=0: UNTIL NX=12: ENDPROC
6080MOVE X3%(NX),Y3%(NX): DRAW NX3%,NY3%: X3%(NX)=NX3%: Y3%(NX)=NY3%
6090MX:=MX+1: UNTIL MX=5 OR NX=12
6100IF PX>0 PROCprojectile ELSE IF RND(30)<DIF%-1 PROCprojectile
6110ENDPROC
7000REM *** TO CALCULATE AND DISPLAY
7010DEF PROCbonus
7020CLG: PROctitle(50,800,17)
7030GCOL0,8: MOVE 480,700: PRINT"80NUS"
7040GCOL3,7: MOVE 32,550: PRINT"CITIES": MOVE 160,450: PRINT"AMMO"
7050MOVE 352,300: PRINT"SCORE ";SC%: TS%=SC%
7060GCOL0,2: MX:=316: FOR NX=1 TO 6
7070IF C%(NX)>0 M%=M%+136: MOVE M%,550: PRINT CITY#: SC%=SC%+200: SOUND 1,-12,3
0,5: PROCpause(30)
7080NEXT: GCOL3,7: MOVE 736,300: PRINT;TS%: MOVE 736,300: PRINT;SC%
7090TS%=SC%: GCOL0,2: MX:=370: FOR NX=1 TO AX
7100IF AX>0 M%=M%+45: MOVE M%,450: PRINT AMMO#: SC%=SC%+10: SOUND 1,-12,50,2: P
ROCpause(20)
7110NEXT: GCOL3,7: MOVE 736,300: PRINT;TS%: MOVE 736,300: PRINT;SC%
7120AX=AX+12: IF AX>20 AX=20
7130PROCpause(300)
7140ENDPROC
7999
8000REM *** TO HANDLE END OF GAME/
8010DEF PROCgameover
8020GCOL0,128: CLG: M%=611
8030FOR LX=5 TO 17 STEP 4
8040PROctitle(50,M%,L%)
8050M%=M%+LXX7
8060NEXT: VDU 4: COLOUR 128: PROCfanfare
8070PRINT TAB(10,16)"GAME OVER"TAB(1,20)"Your score ";SC% TAB(1,22)"High score
";HS%
8080COLOUR 3: PRINT TAB(1,29)"Another game?(Y/N)"
8090REPEAT: ENTRY%=GET: UNTIL ENTRY%=78 OR ENTRY%=89
8100IF SC%>HS% HS%=SC%
8110IF ENTRY%=89 PROCreset
8120ENDPROC
8999
9000REM *** TO SET/RESET INITIAL
9010DEF PROCreset
9020C%(1)=126: C%(2)=276: C%(3)=426: C%(4)=726: C%(5)=876: C%(6)=1026
9030DIF%=0: CX%=6: SC%=0: AX%=20
9040COLOUR 7: COLOUR 130: VDU 5
9050ENDPROC
9999
10000REM *** TO DRAW GAME TITLE
10010DEF PROctitle(TX%,TY%,S%)
10020RESTORE 10070: GCOL0,2: MOVE TX%,TY%
10030FOR NX=1 TO 139
10040READ TX,TY
10050IF TX<10 PLOT 1,TX*5%,TY*5% ELSE TX=TX-10: PLOT 0,TX*5%,TY*5%
10060NEXT
10070DATA 0,7,3,0,2,-2,0,-3,-2,-2,-3,0,11,1,0,5,1.5,0,1.5,-2,0,-1,-1.5,-2,-1.5,0
,16,-1,0,7,5,0,0,-1,-4,0,0,-2,2,0,0,-1,-2,0,0,-2,4,0,0,-1,-5,0
10080DATA 17,0,0,7,5,0,0,-1,-4,0,0,-2,2,0,0,-1,-2,0,0,-3,-1,0,17,0,0,7,5,0,0,-1
,-4,0,0,-2,2,0,0,-1,-2,0,0,-2,4,0,0,-1,-5,0
10090DATA 17,0,0,7,2,0,2,-5.5,0,5.5,1,0,0,-7,-2,0,-2,5.5,0,-5.5,-1,0,17,2,0,3,2
,2,3,0,0,-1,-2.5,0,-1.5,-1.5,0,-2,1.5,-1.5,2.5,0,0,-1,-3,0,-2,2
10100DATA 17,-2,0,7,5,0,0,-1,-4,0,0,-2,2,0,0,-1,-2,0,0,-2,4,0,0,-1,-5,0,17,2,0,3
,2,2,3,0,0,-1,-2.5,0,-1.5,-1.5,0,-2,1.5,-1.5,2.5,0,0,-1,-3,0,-2,2

```

continued on page 87

YOUR PARENTS DID THEIR BEST FOR YOU...WILL YOUR CHILDREN BE ABLE TO SAY THE SAME?



"Now...I've got two oranges in my left hand and one in my right, how many oranges...?"

IN THE LAST FIVE YEARS, THE MICROCHIP HAS EXTENDED ITS REVOLUTIONISING INFLUENCE TO OUR SCHOOLS. TODAY, EVEN THE YOUNGEST CLASSES TAKE COMPUTERS AS MUCH FOR GRANTED AS WE DID OUR WOODEN RULERS.

WITH THESE IMPLICATIONS IN MIND, GOOD HOUSEKEEPING SOFTWARE WAS CREATED, ITS AIM BEING TO DEVELOP A COMPREHENSIVE RANGE OF CAREFULLY STRUCTURED EARLY LEARNING SOFTWARE FOR YOUR HOME COMPUTER.

A NEW WAY TO PLAY AND LEARN
DESIGNED NOT JUST BY SOFTWARE

SPECIALISTS, BUT ALSO BY EDUCATIONAL EXPERTS, EACH PACKAGE GOES FAR BEYOND THE POPULAR IMAGE OF COMPUTER ASSISTED LEARNING.

IT PROVIDES A FRAMEWORK FOR YOU AND YOUR CHILD TO LEARN AND PLAY TOGETHER. IT ALSO ENCOURAGES YOUR CHILD TO DISCOVER THE REWARDS OF INDEPENDENCE AND CONCENTRATION AS HE OR SHE EXPLORES THE PROGRAM ALONE, OR WITH A FRIEND.

EACH PACKAGE INCLUDES GAMES. BUT UNLIKE MOST OTHER SOFTWARE FOR CHILDREN, THESE ARE NEITHER TRIVIAL NOR COMPETITIVE. THEY ARE DESIGNED TO ENCOURAGE LEARNING THROUGH STRUCTURED PLAY, COLOURFUL EYE-CATCHING GRAPHICS OF THE HIGHEST QUALITY, AND A VARIETY OF REALISTIC SOUND EFFECTS.

YOU CAN ALSO ADJUST THE SPEED AND DIFFICULTY OF EACH GAME TO SUIT YOUR CHILD. OR LET THE COMPUTER ADJUST ITSELF AUTOMATICALLY AS YOUR CHILD PROGRESSES.

LEARNING WITH MR T

MR T, GOOD HOUSEKEEPING'S LIVELY ANIMATED CHARACTER, WILL HELP YOUR CHILDREN EXPLORE ALL SORTS OF

PREVIOUSLY DIFFICULT EDUCATIONAL AREAS. NOW THEY CAN LEARN TO TELL THE TIME, OR COPE WITH REAL MONEY, IN AN EXCITING AND ENTERTAINING WAY.

MR T WILL ALSO HELP YOUR CHILDREN COME TO TERMS WITH THE WHOLE IDEA OF COMPUTERS AS AN INTEGRAL PART OF THEIR FUTURE LIVES.

THE PARENTS' HANDBOOK

A PARENTS' HANDBOOK IS INCLUDED IN EACH PACKAGE, CONTAINING SIMPLE OPERATING INSTRUCTIONS AND A STEP-BY-STEP GUIDE TO HELP YOU AND YOUR CHILD GET THE BEST OUT OF EACH PROGRAM. IT ALSO CONTAINS A WEALTH OF FOLLOW-UP ACTIVITIES FOR YOU BOTH TO ENJOY AWAY FROM THE COMPUTER.

YOUR CHILDREN'S FUTURE BEGINS HERE

PUT YOUR HOME COMPUTER TO WORK FOR YOUR CHILDREN NOW. SEND FOR YOUR GOOD HOUSEKEEPING EARLY LEARNING PACKAGES BY CUTTING THIS COUPON.

HARDWARE COMPATIBILITY BBC MICRO B 11510 OR ABOVE
SINCLAIR SPECTRUM 48K, COMMODORE 64
AVAILABLE AT LEADING COMPUTER STORES AND SPECIALIST COMPUTER DEPARTMENTS OF MAJOR HIGH STREET RETAILERS



TO EBURY SOFTWARE 72 BROADWALK STREET, LONDON W1V 5BP

PLEASE SEND ME THE GOOD HOUSEKEEPING SOFTWARE PACKAGES THAT I HAVE INDICATED

		BBC MICRO B 11510 OR ABOVE	SINCLAIR SPECTRUM 48K
MR T TELLS THE TIME	£12.95 EACH		
MR T'S MONEY BOX	£12.95 EACH		
MR T'S ALPHABET GAMES	£12.95 EACH		AVAILABLE 1984
MR T'S NUMBER GAMES	£12.95 EACH		
MR T'S MEASURING GAMES	£12.95 EACH		
MR T'S SHAPE GAMES	£12.95 EACH		
TOTAL			

COMMODORE 64 VERSIONS AVAILABLE 1984

ENCLOSE MY CHEQUE/PO FOR THE AMOUNT ABOVE INCLUDING VAT AND FRH, MADE PAYABLE TO EBURY SOFTWARE OR CHARGE MY ACCESS/VISA/DINERS/AMERICAN EXPRESS

ADDRESS _____

SIGNED _____

DATE _____

NAME MR MRS MS
(BLOCK LETTERS)
ADDRESS _____

TOTAL NUMBER OF PACKAGES ORDERED _____

REMITTANCE SHOULD BE MADE PAYABLE TO EBURY SOFTWARE AND SHALL BE HELD ON YOUR BEHALF IN THIS ACCOUNT UNTIL THE GOODS ARE DESPATCHED. PLEASE ALLOW UP TO 10 DAYS FOR DELIVERY. OFFER APPLIES TO UK AND EIRE ONLY.
EBURY SOFTWARE - A DIVISION OF THE NATIONAL MAGAZINE CO LTD.
REGISTERED NUMBER 102955

GOOD HOUSEKEEPING SOFTWARE EARLY LEARNING

PUBLISHED BY EBURY SOFTWARE - A DIVISION OF THE NATIONAL MAGAZINE CO LTD FOR GOOD HOUSEKEEPING NATIONAL MAGAZINE HOUSE 72 BROADWALK STREET, LONDON W1V 5BP

Mike Chalk and Kansas bring you the first of the
NEW GENERATION Arcade games

THREE five star reviews!
Your Computer,
Computing Today, Home
Computing Weekly—no
other program has ever
had such rave notices

PINBALL ARCADE

The absolute in arcade games

*Going are the days of squashing frogs, killing gorillas and
eliminating cats, purely as the programmer decrees,
for now YOU can actually create your own Arcade games!*

**Create your own Pinball machines—save them to tape
to play whenever you like**

**Yes, the 'levels' problem is solved at last
—literally a thousand games in one!**

There are six 'pages' of shapes for you to create a Pinball board, with each shape capable of being placed in any position required.

Targets, Slings and Bumpers can be moved into any required position anywhere on the board, with the actual 'bounce' being adjustable.

There is total control of the firing spring, with realistic action depending on amount of time taken to press control bar. The strength of the flippers can also be varied.

There is highest score, last and current score and ball count.

The actual tilt of the board can be altered, with amount of ball speed and bounce corresponding.

It's not just a game—it's an education!

But take warning—it will make you dissatisfied with common Arcade games

Pinball Arcade literally 'stole the show' at the PCW Show, easily outselling every other BBC program at the exhibition!

Available by our famed first class return post service with every program of course carrying the Kansas lifetime guarantee which means that should it fail, it will be replaced entirely free of charge, this year, next year, or in ten years...

ACCESS OR BARCLAYCARD TELEPHONE ORDERS ACCEPTED WITH PLEASURE

£10.35 Vat and post paid

Kansas

Recognised Brand Leader in microcomputer software

Kansas City Systems, Unit 3, Sutton Springs Wood, Chesterfield, S44 5XF. Tel. 0246 850357

continued from page 84

```

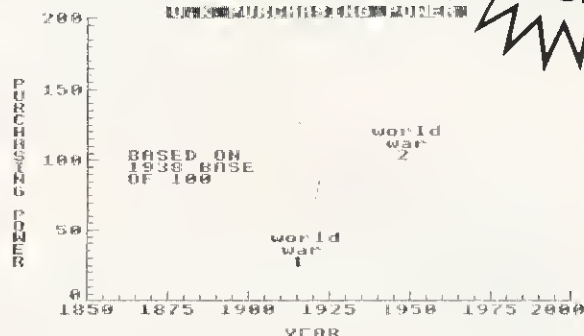

10110DATA 17,-1,0,5,1,1,3,0,1,-1,0,-5,-1,-1,-3,0,-1,1,11,2,1,0,0,-2,-1,2,10,1,1,
2,0,-2,-1,0,12,0,0,2,1,-2,-1,0,10,-1,1,0,-1,-2,0,2,14,-3,0,7,1,5,0,1,-2,1,2,1,5,
0,0,-7,-1,0,0,5,5,-1,-1,5,-1,0,-1,1,5,0,-5,5,-1,0
10120ENDPROC
10999
11000REM *** TO PLAY FANFARE
11010DEF PROCfanfare
11020RESTORE 11060: FOR N%=1 TO 15
11030READ F%,D%
11040SOUND 1,-15,F%,D%: SOUND 1,0,1,1
11050NEXT
11060DATA 33,1,33,1,53,2,49,1,53,1,61,2,53,1,61,1,69,2,61,1,53,1,49,2,41,1,49,1,
53,4
11070ENDPROC
11999
12000REM *** TO DESTROY CITY/BASE ON
12010DEF PROCcity
12020GCOL3,8: FOR L%=1 TO 6
12030IF CX(L%)>0 AND X3%(N%)>CX(L%) AND X3%(N%)<CX(L%)+128 MOVE CX(L%),200: PRIN
MISSILE HIT
T CITY#: CX(L%)=0: CX=CX-1: SOUND &12,2,50,20
12040NEXT
12050IF X3%(N%)>608 AND X3%(N%)<672 MOVE 608,200: PRINT BASE#: GCOL0,2: FOR L%=A
% TO 1 STEP -1: MOVE 55*L%,30: PRINT AMMO#: NEXT: A%=0: SOUND &11,3,0,10
12060ENDPROC
12999
13000REM *** TO MOVE SATELLITE/BOMBER
13010DEF PROCprojectile
13020IF P%=0 AND RND(6)>DIF% P%=1: P#=SAT#: DPX%=DIF%*10: PY%=RND(400)+600: PROC
search ELSE IF P%=0 P%=2: P#=8#: DPX%=DIF%*8: PY%=RND(200)+800: PROCsearch
13030IF PXX>1279 P%=0: PXX=-64: ENDPROC
13040IF PXX>PCX% PROCshoot
13050IF POINT(PXX+64,PY%-16)=(7 EOR B%)-128 GCOL3,1: MOVE PXX,PY%: PRINT P#: SOU
ND&11,1,200,5: SCX=SCX+150*P%: VDU 4: PRINT TAB(11,28);SCX: VDU 5: P%=0: PXX=-64
: ENDPROC
13060GCOL3,1: MOVE PXX,PY%: PRINT P#: PXX=PXX+DPX%
13070MOVE PXX,PY%: PRINT P#
13080ENDPROC
13999
14000REM *** TO FIRE DEFENCE MISSILES
14010DEF PROCfire
14020IF E%=0 EXX=X%: EYX=Y%: GCOL 3,7: MOVE 640,240: DRAW X%,Y%: MOVE 640,240: D
AND SET UP EXPLOSIONS
RAW X%,Y%: PRINT EX#: SOUND &10,4,6,40: EX=1: GCOL0,2: MOVE 55*X%,30: PRINT AMMO
#: AX=AX-1
14030ENDPROC
14999
15000REM *** TO DELAY EXECUTION FOR SET
15010DEF PROCpause(T%)
15020TIME=0: REPEAT UNTIL TIME>T%
TIME
15030ENDPROC
15999
16000REM *** TO SELECT CITY/IES FOR
16010DEF PROCsearch
16020PCX%=1280: N%=1: REPEAT
ATTACK
16030IF CX(N%)>0 PCX%=CX(N%): PCX=N%
16040N%=N%+1
16050UNTIL N%=7 OR PCX%<1280
16060ENDPROC
17000REM *** TO SHOOT/DESTROY CITY
17010DEF PROCshoot
17020GCOL3,3: MOVE PXX+32,PY%-16: DRAW PXX+32,200: MOVE PXX+32,PY%-16: DRAW PXX+
32,200
17030GCOL0,8: MOVE PCX%,200: PRINT CITY#: IF CX(PCX%)>0 CX(PCX%)=0: CX=CX-1: SOUND
&12,2,50,20
17040IF P%=2 PROCsearch ELSE PCX%=1280
17050ENDPROC

```

End of Defencecom Listing

EASIPILOT

'The professional graph program for the BBC Micro' (Model B only)



This is what A&B Computing said about the cassette version of EASIPILOT (December 83 issue):-

"EASIPILOT... has many options... its very easy to use yet very comprehensive and very useful to people from small businesses to schools etc... in conclusion this is a very good package... Ratings... value for money 85%... overall 92%."

NOW EASIPILOT is on DISK and is EVEN MORE POWERFUL with extra facilities and an additional program, DATA PLOTTER (a share price/general purpose indicator program with selectable moving average curve, colour select and graph magnification facilities).

At a price of £19.95 the disk version must represent EXCEPTIONAL value for money!

FACILITIES:-

EASIPILOT 1 (CASSETTE ONLY)... 3 comprehensive programs... LINES, BARS & PIES—3 simultaneous graphs per program—AUTOMATIC or MANUAL scaling, sort and labelling—Full cassette save, load and cal

options—100 characters of fixed description per graph—Choice of 10 different line types, 5 different bars—8 different colour combinations—Full EDIT and MERGE capabilities—GRID option—SCREENSAVE facility—Powerful OVERWRITE Mode—MENU driven—COMPREHENSIVE 40 PAGE MANUAL—Machine code screen dumps for EPSON (entire range), SHINWA (CP80) and SEIKOSHA (GP 100A & GP 80A) printers.

EASIPILOT 2 (DISK ONLY)... additional facilities include—single and selectable file handling—scatter charts—5 mergeable graphs—powerful overwrite memory—bar/line interchanges—up to 200 chars of fixed description per graph and DATA PLOTTER (see above).

EASIPILOT is useful, educational and is also ideal for householders and investors.

We are convinced that this is by far the best BBC graph package available... If after using EASIPILOT you do not agree, we will refund your money.

EASIPILOT is guaranteed for 12 months and programs are normally despatched within 24 hours of receipt of order.

Send remittance for £15.95 (cassette version) or £19.95 (disk version-40 track) to
SYNERGY SOFTWARE, Dept AU, 7 St Andrews Close, Slip End, Luton LU1 4DE.



How Many Servos Do I Need?

You can start with **just one** and buy more as you need them. A Beasty can run up to four servos. All you have to do is decide on your movement requirements and select the number of servos you need.

Which Micro Do I Need?

The Beasty is designed for a BBC Model B microcomputer, (though a 32K Model A with a user port upgrade will suffice) fitted with OS Version 1.0 or above. Most of the Futaba range of servos can be driven from the 5v 1.25A DC auxiliary power output from the BBC microcomputer, though the more powerful ones may require an external power supply.

What About the Software?

The Beasty is supplied with a demonstration program on tape which allows sophisticated control of up to four servos directly from the keyboard. For those who wish to program the servos, the machine code driver occupies less than 256 bytes of relocatable code (so it can be stored at any location in RAM). From BASIC, instructions are of the form:

X% = Channelnum; Y% = Newvalue; CALL Driver

From Assembler, it's equally straightforward:

LDX 4 ; Servo number 4, for example

LDY NEWVAL% ; Newval% is the new position (between 0-255)

JSR DRIVER ; Call Driver routine

More Details?

COMMOTION
COMPUTER OPERATED MOTION
241 Green Street, Enfield, Middx. EN3 7SJ Tel. 01 804 1378

What is the "Beasty"?




the Beasty connected

The Beasty is the interface which connects directly into the BBC microcomputer and enables the computer to accurately control up to four servos. The Beasty comes complete with all connection cables, a demonstration program and comprehensive instructions.

What is a Servo?

A servo is a precision geared motor with a feedback mechanism to give positional information. The servo rotates an output arm through 100° and allows you to twist, turn, push, pull, lift, lower, open, close almost anything.

The standard servo is a FP-S12B, which develops 3.5Kg/cm torque with 100° range. There is also a range of servos available for almost any application.



the Beasty with the FP-S12B

Your introduction to Microrobotics

► continued from page 77

```

10 MODE1
20 VDU29,64;900;:CX=64:DX=900
30 VDU19,1,3;0;19,2,5;0;19,3,6;0;
40 C=2:colour=3:LX=12
50 PROCdesign
60 ROW=1:AX=108:BX=900
70 REPEAT
80 LX=LX+8:C=C+1:colour=C MOD3+1
90 PROCmain(CX,DX,AX,BX)
100 CX=AX:DX=BX:AX=AX+2*LX+20
110 IF AX+2*LX>1270 AX=LX+20:BX=BX-2*L
X-72:ROW=ROW+1
120 UNTIL ROW=4
130 END
135
140 DEF PROCmain(SX,SY,DX,DY)
150 VDU29,SX;SY;
160 FOR X%=-LX TO LX STEP 4
170 FOR Y%=-LX TO LX STEP 4
180 count%=0
190 FOR x%=X%-8 TO X%+8 STEP 16
200 FOR y%=Y%-4 TO Y%+4 STEP 8
210 IF POINT(x%,y%)>0 count%=count%+1
220 NEXT
230 NEXT
240 FOR y%=Y%-8 TO Y%+8 STEP 16
250 IF POINT(X%,y%)>0 count%=count%+1
260 NEXT
270 thiscell=POINT(X%,Y%)
280 IF thiscell>0 THEN IF thiscell<>co
lour PROCplot(thiscell)
290 IF thiscell=0 THEN IF count%MOD2=1
PROCplot(colour)
300 NEXT
310 NEXT
320 ENDPROC
325
330 DEF PROCplot(C) GCOLOR,C
340 VDU29,DX;DY;:PLOT69,X%,Y%;VDU29,SX
;SY;
345
350 ENDPROC
360 DEF PROCdesign
370 MOVE-4,-4:PLOT0,8,0:PLOT81,-8,8:PL
OT81,8,0
380 ENDPROC

```

Program 2. Neglects empty locations

```

10 MODE1
20 VDU29,64;900;:CX=64:DX=900
30 VDU19,1,7;0;19,2,7;0;19,3,7;0;
40 C=2:colour=3:LX=12
50 PROCdesign
60 ROW=1:AX=108:BX=900
70 REPEAT
80 LX=LX+8:C=C+1:colour=C MOD3+1
90 PROCmain(CX,DX,AX,BX)
100 CX=AX:DX=BX:AX=AX+2*LX+20
110 IF AX+2*LX>1270 AX=LX+20:BX=BX-2*L
X-72:ROW=ROW+1
120 UNTIL ROW=4
130 END
135
140 DEF PROCmain(SX,SY,DX,DY)
150 VDU29,SX;SY;
160 FOR X%=-LX TO LX STEP 4
170 FOR Y%=-LX TO LX STEP 4
180 count%=0
190 FOR x%=X%-4 TO X%+4 STEP 8
200 FOR y%=Y%-4 TO Y%+4 STEP 8

```

```

210 IF POINT(x%,y%)>0 count%=count%+1
220 NEXT
230 NEXT
270 thiscell=POINT(X%,Y%)
280 IF thiscell>0 THEN IF thiscell<>co
lour PROCplot(thiscell)
290 IF thiscell=0 THEN IF count%MOD2=1
PROCplot(colour)
300 NEXT
310 NEXT
320 ENDPROC
325
330 DEF PROCplot(C) GCOLOR,C
340 VDU29,DX;DY;:PLOT69,X%,Y%;VDU29,SX
;SY;
345
350 ENDPROC
360 DEF PROCdesign
370 PLOT69,0,0
380 ENDPROC

```

Program 3. Hexagonal variation

```

10 MODE1
20 VDU19,1,3;0;19,2,5;0;19,3,6;0;
30 VDU29,640;512;
40 C=2:colour=3:LX=64:G=1
50 PROCdesign
60 REPEAT G=G+1:VDU30:PRINT"generatio
n ";G
70 C=C+1:colour=C MOD3+1
80 PROCmain : LX=LX+32
90 UNTIL FALSE
100 END
105
110 DEF PROCmain
120 FOR X%=-LX TO LX STEP 16
130 FOR Y%=-LX TO LX STEP 16
140 count%=0
150 FOR x%=X%-32 TO X%+32 STEP 64
160 FOR y%=Y%-16 TO Y%+16 STEP 32
170 P%=POINT(x%,y%):IF P%<>colour AND
P%>0 count%=count%+1
180 NEXT
190 NEXT
200 FOR y%=Y%-32 TO Y%+32 STEP 64
210 P%=POINT(X%,y%):IF P%<>colour AND
P%>0 count%=count%+1
220 NEXT
230 thiscell=POINT(X%,Y%)
240 IF thiscell = colour GCOLOR,0:PROC
block(X%,Y%)
250 IF count% MOD2=1 AND thiscell=0 GC
OLOR,colour:PROCblock(X%,Y%)
260 NEXT
270 NEXT
280 ENDPROC
285
290 DEF PROCblock(X,Y)
300 MOVEX-4,Y-4:PLOT0,8,0:PLOT81,-8,8:
PLOT81,8,0
310 ENDPROC
315
320 DEF PROCdesign
330 FOR X%=-16 TO 16 STEP 16
340 FOR Y%=-16 TO 16 STEP 16
350 PROCblock(X%,Y%)
360 NEXT
370 NEXT
380 ENDPROC

```

Program 4. One generation displayed

Gateways to the World Outside

The CST PROCYON opens a lot of doors to your BBC microcomputer – lifting it right out of the "home computer" league. The CST PROCYON provides full IEEE 488 interface, enabling your BBC micro to operate professional plotters and printers, frequency counters, voltmeters, disc drives etc, and to communicate with other IEEE-ported machines, such as Commodore, Sirius, Osborne, Hewlett-Packard or Tectronix computers.

The CST PROCYON comes with a highly efficient IEEE filing system, supplied in EPROM, and responds to any high level language, including LISP, FORTRAN, FORTH, APL and BASIC. A specially-written Commodore data-exchange routine, allows you to link your BBC micro to CBM machines and disc drives.

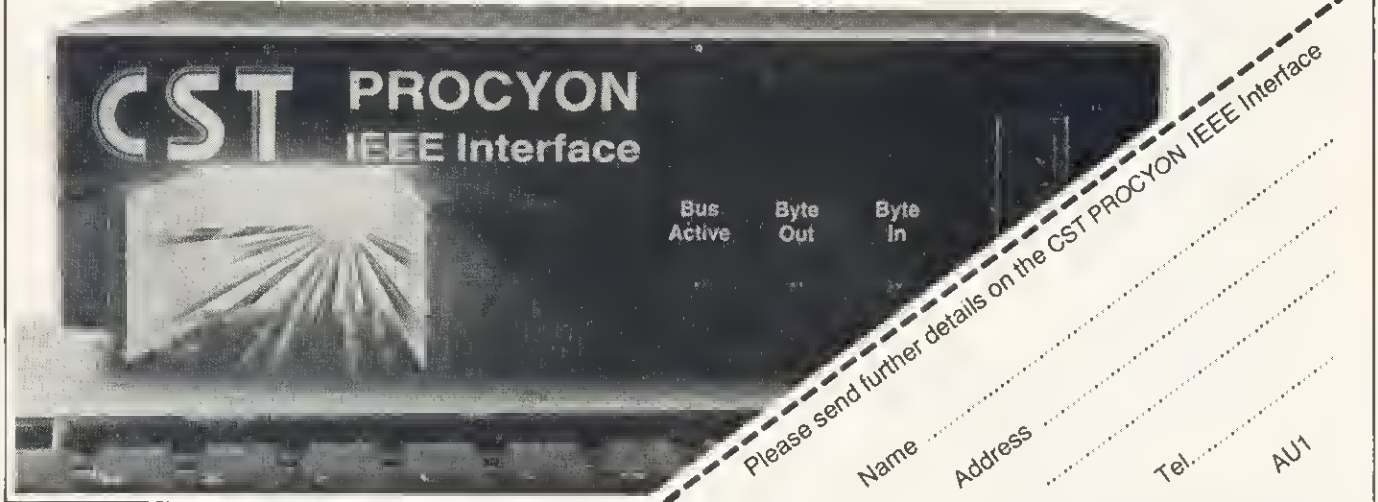
At 70k bytes of information per second, the CST PROCYON channels data quickly and efficiently between up to sixteen devices, responding to standard system commands as well as specialised filing instructions. Its capabilities are fully documented in a straightforward but comprehensive manual.

Isn't it time you started taking your BBC micro seriously?

- Full multiple controller implementation
- Extensive "HELP" facilities
- Interactive debugging
- Visual Display of operating status
- Internal switched and socketed power supply
- Comprehensive error checking and indicating

The CST PROCYON from
Cambridge Systems Technology
30 Regent Street, Cambridge
Tel: (0223) 323302

ENQUIRIES FROM DEALERS WELCOME



CHALKSOFT

37, Willowslea Road,
Worcester WR3 7QT
Telephone: 0905 55192

EDUCATIONAL SOFTWARE

**SPECIAL
CHRISTMAS
OFFER**




Offer
closes
JAN 31
1984

Special thanks to

- * Good computer shops everywhere
- * Access * Adtel ansaphones
- * Webster and other imaginative software distributors
- * Simon stables Rejal Time Tape Duplicating Company.

Buy two or more and get £1 off each.

Take this coupon to your local dealer or post direct.



TITLE	XMAS PRICE	MACHINE	TICK HERE
PUNCMAN 1 & 2 Animated punctuation game. Can you help Puncman beat Nosh...?(7-12 years)	£9.25	BBC 'B'	<input type="checkbox"/>
	£8.25	Spec 48K	<input type="checkbox"/>
STORY A - SPANISH GOLD The first multichoice illustrated story book on screen. (6-11 years)	£7.95	BBC 'B'	<input type="checkbox"/>
	£6.95	Spec 48K	<input type="checkbox"/>
PIRATE Simply the best adventure game for young people (7 to adult) illustrated. Compulsive.	£9.25	BBC 'B'	<input type="checkbox"/>
	£8.25	Spec 48K	<input type="checkbox"/>
LETTERS Let your micro teach your child to write! Draws lower-case letters ...	£11.25	BBC 'B'	<input type="checkbox"/>
	£10.25	Spec 48K	<input type="checkbox"/>
INKOSI Be an African King! Simulation. Can you look after the tribe and defeat the WITCH DOCTOR...?	£8.95	BBC 'B'	<input type="checkbox"/>
	£5.95	Spec 48K	<input type="checkbox"/>

To: Chalksoft Ltd.
37, Willowslea Road,
WORCESTER WR3 7QP

Please send me your new 16 page colour catalogue _____

Please rush me the tapes I've ticked. _____

I enclose a cheque for £ _____ or debit my Access no: _____

Name _____

Address _____

Postcode _____

Tick at least two. Remember, if you only buy one you pay the old price.
Prices include VAT and p&p.

THE TRAIN GAME

WRITING action-packed arcade games in Basic poses problems – objects have to move fast, you want lots to be happening and to know when things collide.

Machine code gives plenty of time to do all the calculations, but Basic runs a hundred or more times slower and is bulkier into the bargain. So you're limited in both time and space.

The suggestions in the *BBC User Guide* help, but not a great deal. Deleting REMs relieves the space problem, of course, as does putting several statements on one line and keeping identifiers short. Watch out for trailing blanks at the end of lines – they don't show on the listing but can add a few hundred bytes to a long program. However, all these 'improvements' are at the expense of readability. And neither they nor using integer variables help much with speed. The Basic interpreter is spending most of its time working out what the line means.

One solution is to have lots of 'active' objects, but few moving at any time. A pinball simulation is a good example. You can have lots of active objects – the ball, bumpers, flippers and so on – but only the ball is constantly moving. In *The Train Game* we have lots of points, passengers and trains waiting in the engine shed, but only four trains are allowed on the track at once.

Next, don't print characters at the graphics cursor (VDU 5) or use plotting, as both are very slow. For speed, use nothing but

Peter Balch challenges you to enroll for his crash course in running a railway network

characters printed in the normal character locations.

Finally, there's the problem of knowing whether two objects have collided. You could search a table of object locations to see whether they have come close, but that would take forever. Similarly, using the POINT command is slow. Instead, keep a separate 'map' of the screen in an array. Every time you move an object into a new square you can look at the map to see if the square is occupied. A total of 1,280 integers (40×25 characters in mode 1) is a lot of bytes so you can't use an array. But you can use a byte for each character by declaring, for instance,

```
DIM board 1280
```

Then you can access each byte by, for instance,

```
board?(row * 40 + column)
```

But remember that the interpreter doesn't check that (row * 40 + column) is within the bytes called 'board' – it's quite easy to overwrite your Basic program and lose it if your program has bugs. It's best to use a single function which works out

```
board + row * 80 + column
```

and stops the program if row or column get

out of bounds. You can take out the bounds check when the program is debugged.

The best way to debug *The Train Game* (or any listing) is to type it in carefully then get someone else to read it from the magazine while you check the TV screen. If you still have a bug – or you want to modify the program – this section tells you something about the layout. All this information could have been given in REMs – but there just wasn't enough room.

You'll notice that the game loads as two programs. The first gives the rules and initialises the character set and some envelopes. Then it loads the second one – the game proper. If you don't run the first, you'll find the characters are not defined; the game will run but won't give the correct display.

The total number of characters in the character set exceeds the capacity of the user-defined character space (&C00 – &CFF). I didn't want to expand this area (using *FX20) as that doesn't work with the older operating systems. So I put the second half of the character set in the section &D00 – &DFF (but remember this is used by the disc system). The two sets are swapped as necessary. If you press break (or the program crashes) while the 'other' set is in then the track will be drawn as pieces of station and vice-versa – don't press break while the stations and towns are being drawn.

The main program starts with various



initialisations and declarations. BRD is the 'map' of the screen mentioned above. It is always accessed by

?FNBD (X,Y)

FNBD gives the address of the byte in BRD corresponding to co-ordinates (X,Y). If the program has a bug so that X or Y are not in the right range then ?FNBD (X,Y) will be outside the BRD area and you might end up writing over the Basic program (and get a BAD PROGRAM error). While debugging, replace FNBD with a function which STOPS the program if X or Y is invalid. When the program works, use the faster version of FNBD given.

A similar routine – FNNM – accesses the names of the eight best scores in a different byte area. Using strings would have been simpler but the BBC micro doesn't seem to recover the bytes from old strings properly.

The CONN array gives the input and output connections of each type of track square. Imagine each track square as a miniature Union Jack – the track connects just two of the marks (I won't call them 'points') on the periphery. For instance, a curve might connect the South mark to the North-west mark. There are 12 different

track squares in all. The CONN array and some others – are initialised by the INITPCS procedure.

The BRD map specifies which type of track square is located in each position. The track type will fit into the lower four bits (nibble) of a BRD byte. If a square holds points then the lower nibble specifies how the points are currently set and the upper nibble specifies the alternative direction. When the points are changed – by the CHGPTS procedure – the nibbles are swapped.

The TX, TY, TD, TP and TS arrays specify the location and status (Demon, stationary, direction etc) of each train. The ST array gives the locations of the five stations. The P array specifies how many passengers each train is carrying for each destination and the array holds the highest eight scores.

After the declarations and initialisations, the program enters three nested loops – for each game, for each sheet and to move the trains by one square.

The TRAINS procedure moves all the trains by one square. When a train moves to a new square, it makes a note of the type of track in the new square, puts a 'Train' byte at that position on the BRD map and draws a train pointing in the appropriate direction (the DRAW procedure). To move off, it replaces the track on the map and uses the OUT routine and the CONN array to see where the exits from the square are. It knows from which direction it entered the square and thus that the other one is the exit. The TRAINS procedure also worries about checking the keyboard, changing the points, picking up and dropping passengers and stopping and starting trains.

The TRACK procedure generates a new track layout at the start of each game, as described above. The STATIONS and TOWNS procedures of course draw the stations and towns.

The program starts a game by putting in the forests and generating a layout for the track. The track starts at the engine shed and at each end of every station in turn. (The engine shed is drawn only when the track has been laid.) The track grows from its free end until it hits something. If it hits another piece of track at a reasonable angle (and away from the engine shed) it will form points and is considered complete. If it hits anything else, it will back up by an amount depending on how much it has hit recently.

When the track is complete, the engine shed, stations, towns and passengers are drawn. No check is made that the points are put in to join the various sections of track together, so it might not be possible to get to every station. If you can't, press SHIFT while the track, stations or towns are being drawn.

A new track is drawn only at the start of the game – not for each sheet.

At the start of the game, you have four engines in the engine shed. On the first sheet you get a few minutes to practise

The Train Game is for the BBC model B with either operating system. In it, you control up to four railway trains running round a complex network of track. The track connects five stations to the engine shed and it's your job to run a passenger service between the stations.

You play the part of the signalman and can start, stop or reverse each train, and change the points on the track. When you stop at a station, you pick up and drop passengers, and the ones that get off pay a fare. When all the passengers are where they want to be, a new, more difficult, 'sheet' starts.

A stock of coal is provided at the start of each sheet, which the trains burn continuously – whether they are moving or not. If coal runs out before all the passengers are delivered the game is over. Each successive sheet gives you more trains, more coal and more passengers. It's more difficult with more passengers because the trains have only a limited capacity.

The trains can crash into each other, the engine shed, or points which are set against them. When that happens, you lose the train and all its passengers. The train will be replaced by another from the engine shed – either one of yours or, if there isn't one left, a 'Demon'.

Demon trains are not under your control – they run around changing points, crashing into you and generally getting in the way.

See overleaf for listings ►





driving after the first engine has come out and before the second one emerges.

You have a maximum of two trains on the track on the first sheet. On subsequent sheets you get up to four (more than four makes the whole game run very slowly). Whenever you crash a train, another emerges from the shed – if you haven't got any more, the new one is a Demon. You're not allowed to run a rail service with fewer than two trains – the game would then be over.

You can control only one train at a time. Select the train by pressing 'Z' – this will make each train in turn 'light up' (appear on a white background). You can stop the selected train by pressing '*', but if it was already stopped it will start moving in the opposite direction. After about 20 seconds, a stationary train sounds its whistle and starts by itself.

If you press the '/' key the selected train will turn red (on a white background – a Demon is red on a green background). This means that just before the train reaches that next set of points it will change them – and turn back to blue on a white background. The points also change whenever a train leaves them – they make a sort of 'kerchunk' sound so you can tell when it's happened.

Demon trains are not under your control. They run around, changing direction whenever they hit anything and changing any points they meet.

The object of the game is to deliver passengers. At the start of each sheet there are passengers waiting at each station – you can see them standing on the platform. Every passenger wants to go somewhere else and pays his fare only when he gets there.

About *ten seconds* after you stop a train in a station all the passengers on the platform will get on and those who want to alight there will get off and pay their fare.

The top left corner of the screen shows the destinations of the passengers on the selected train. The number in the first coach shows the number of passengers to be delivered to station A, the number in the second coach shows how many for station B and so on. A coach can hold only 99 passengers so in later sheets some may be left waiting at the station – you'll have to go back for them.

When all the passengers have been delivered, you go onto the next sheet. At the start of each sheet you're given a certain amount of coal. You have to deliver all the passengers before the coal runs out. If it does, the game is over.

Your score is shown on the top line of the screen. Each passenger you deliver gives you £10. At the end of each sheet, the amount of unused coal is added and £500 subtracted for each train you crashed. You get a bonus train as your score exceeds certain values.

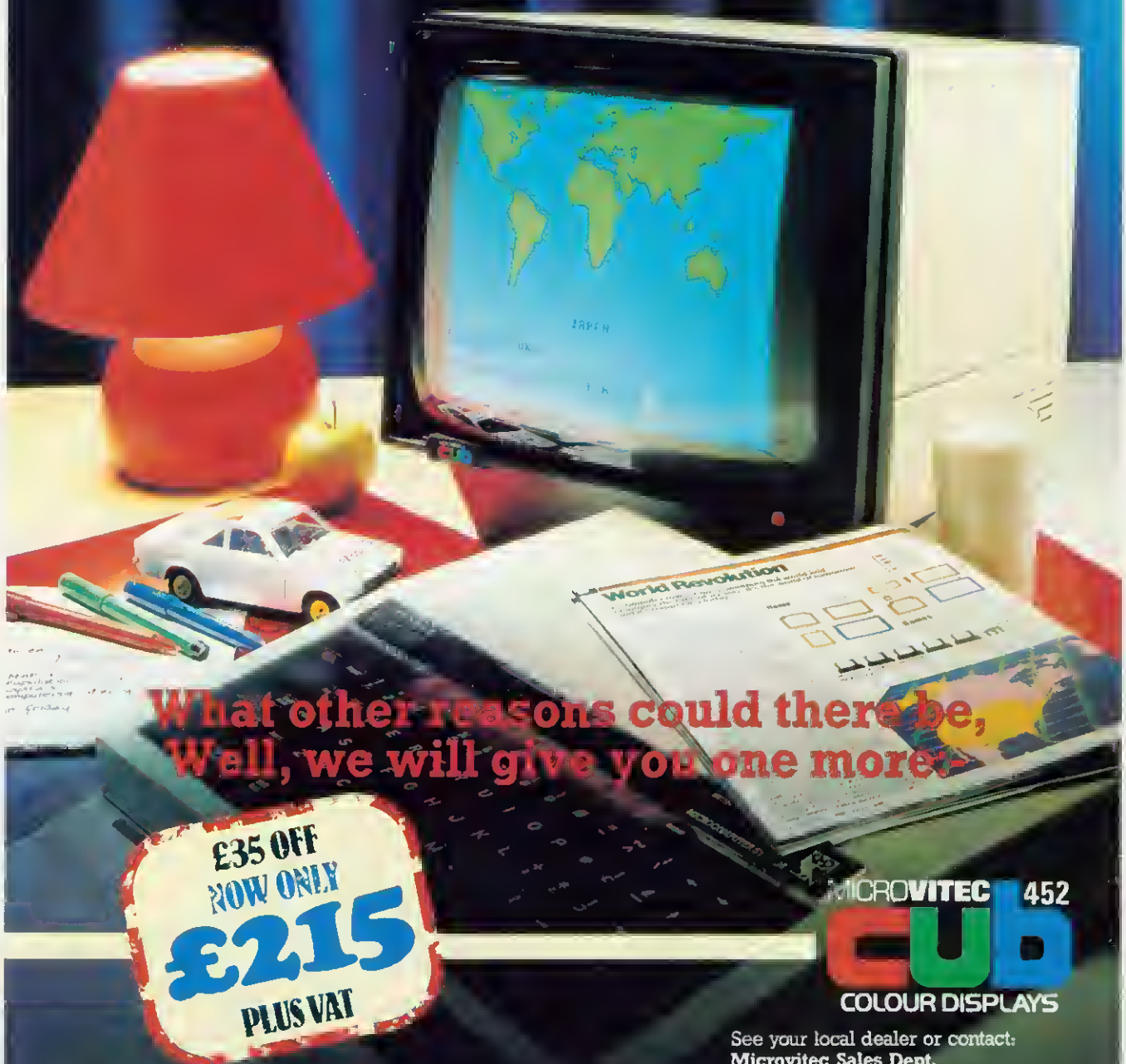
At the end of the game, the ten best scores are shown and if yours is among them you can write your name.

*For the Brightest
and Best*

Microvitec Cub 452 is by far the largest selling colour display for the BBC microcomputer:-

WHY?

- * It is the only colour monitor approved and recommended by both Acorn and the BBC.
- * 95% of schools have chosen Cub 452 under the Department of Industry Micros in schools scheme.
- * Cub is designed and manufactured in the U.K.



**What other reasons could there be,
Well, we will give you one more:-**

**£35 OFF
NOW ONLY
£215
PLUS VAT**

**MICROVITEC 452
Cub
COLOUR DISPLAYS**

The name to look for

See your local dealer or contact:
Microvitec Sales Dept.
Futures Way, Bolling Road, Bradford,
West Yorkshire BD4 7TU.
Telephone (0274) 390011. Telex 517717


```

10 REM *****
20 REM *
30 REM * THE TRAIN GAME *
40 REM *
50 REM * (C) Peter Balch, 1983 *
60 REM *
70 REM *****
80
90 GOSUB 650
100 PRINT:PRINT"Try to drive your Trains -"
110 VDU 31,26,9,148,106,32,104,60,31,26,10,148,111,63,111,63,135
120 PRINT"- around the track without crashing. You will crash if you hit points that are against you, another train or the Engine Shed."
130 PRINT:PRINT"You can control one Train at a time. You can stop or reverse it or change the points you are approaching"
140 PRINT:PRINT"The object of the game is to make money. Each passenger you deliver to their destination pays a fare. But they must get there before your coal runs out.:"
150 A=INKEY(6000)
160 REM=====
170 GOSUB 650
180 PRINT"If there are passengers waiting at a station, you will see them standing on the platform. When you stop at the station, they will get onto your train."
190 PRINT:PRINT"The top line shows the destinations of the passengers on the selected train.:"
200 PRINT:PRINT" #--14-0-21-4-30"
210 PRINT:PRINT"means 14 passengers to station A, none to B, 21 to C, 4 to D and 30 to E."
220 PRINT:PRINT"These passengers will get off when the train stops at their destination."
230 GOSUB 1330
240 A=INKEY(6000)
250 REM=====
260 GOSUB 650
270 PRINT"In later sheets, you will find there is a limit to the number of passengers in each coach - so you may have to make several trips."
280 PRINT:PRINT"When there are no more passengers to deliver, you will get a new, more difficult, sheet and maybe a bonus Train."
290 PRINT:PRINT"Each Sheet gives you more Trains - up to a maximum of 4. The Trains come out of the Engine Shed and if you haven't enough for the Sheet, they will come out as Demons. A Demon Train is not under your control.:"
300 A=INKEY(6000)

```

```

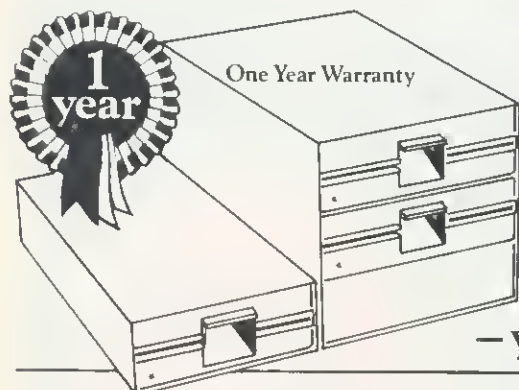
310 REM=====
320 GOSUB 650
330 PRINT"The Game is over when you have only one Train left or have run out of Coal or Money."
340 PRINT:PRINT"Sometimes, the track may have stations you can't reach. If that happens, you won't be able to clear the Sheet."
350 PRINT:PRINT"To get a new track, hold down the SHIFT key while the program is making the track or is putting in the towns."
360 PRINT:PRINT"(There just wasn't enough room to get the program always to make connected tracks.)"
370 A=INKEY(6000)
380 GOSUB 650
390 REM=====
400 PRINT"Here are the different kinds of Trains: "" "" ";
410 VDU 148,106,32,104,60,135:PRINT "" ";
420 VDU 148,111,63,111,63,135
430 PRINT" One of your Trains "" "" ";
440 VDU 157,148:PRINT" _ "" ":VDU 156:PRINT "" ";
450 VDU 157,148:PRINT"zpw "" ":VDU 156,135:PRINT" The Selected Train "" "" ";
460 VDU 157,148:PRINT"+ "" ":VDU 156:PRINT "" ";
470 VDU 157,145:PRINT" _ "" ":VDU 156,135:PRINT" The Selected Train will "" "" ";
480 VDU 157,145:PRINT"zpw "" ":VDU 156,135:PRINT" change the next points "" "" ";
490 VDU 157,145:PRINT"+ "" ":VDU 156,135:PRINT" just as it reaches them "" "" ";
500 VDU 145,106,32,104,60,135
510 PRINT" A Demon Train, not under "" "" ";
520 VDU 145,111,63,111,63,135
530 PRINT" your control!";
540 A=INKEY(6000)
550 REM=====
560 GOSUB 650
570 PRINT"Control Keys -"
580 PRINT:PRINT" Z Select Train "" "" ";
590 PRINT:PRINT" * Stop Train or start a stationary train in reverse"
600 PRINT:PRINT" ? Change next set of points just before hitting them"
610 GOSUB 780
620 PRINT:PRINT>Loading TRAINS2"
630 CHAIN "TRAINS2"
640 REM=====
650 MODE 7

```

continued on page 97

Microware presents the latest news on BBC.

N.B. 40/80 Format Switch – call for information



ZL DISK DRIVES

Microware, the authorised dealers for BBC, ACT and IBM are still making news. The new ZL range of disk drive subsystems is the best available

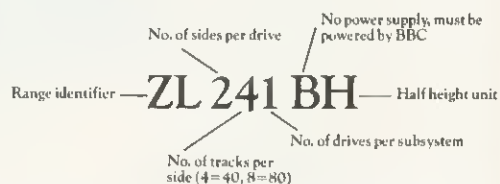
– yet compare the prices. The new Double Density

Disk Controller is another first from this company, which continues to write the headlines. 'Phone today for details.'

Type	Dual unit	Capacity Acorn DFS	Capacity with DDFS	Power Supply	No. of Files Acorn DFS	Price
ZL 241 BH		200K	400K		62	£199-00
ZL 242 BH	✓	400K	800K		124	£375-00
ZL 241 H	Expandable	200K	400K	✓	62	£229-00
ZL 242 H	✓	400K	800K	✓	124	£395-00
*ZL 281 BH		400K	800K		62	£250-00
*ZL 282 BH	✓	800K	1-6Mb		124	£445-00
*ZL 281 H	Expandable	400K	800K	✓	62	£290-00
*ZL 282 H	✓	800K	1-6Mb	✓	124	£490-00

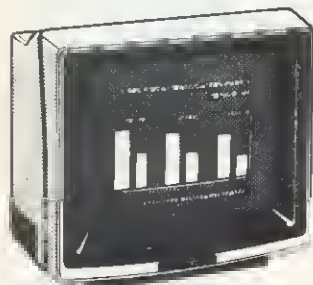
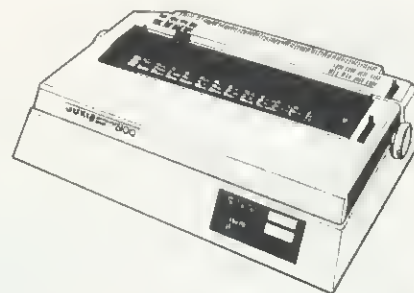
All prices quoted exclude VAT. All cables included in price

*40/80 Format switch and Manual available



PRINTERS

Epson FX 80.....	£375.00	Star 80	£257.25
Epson RX80.....	£275.00	Star 100.....	£313.95
Epson RXFT	£320.00	Shinwa CP80 ...	£257.25
Epson FX100 ...	£425.00	Juki 6100	£399.00



MONITORS

12" Green Screen

Sanyo	£99.00
BMC	£99.00
Amdex	£135.00

14" Colour

Microvitec	£257.00
Luxor	£450.00

High Resolution

⊕ Microware

Showroom: 637 Holloway Rd London N.19
Telephone 01-272 6398/6237. Telex 297598

Double density controller available now

continued from page 95

```

660 VDU 31,9,1,146
670 PRINT"PPPPPPPPPPPPPPPPPP"
680 VDU 31,9,2,146,53,31,27,2,106,31,8
,3,141,146,53,134
690 PRINT"The TRAIN Game"
700 VDU 31,26,3,146,106,31,8,4,141,146
,53,134
710 PRINT"The TRAIN Game"
720 VDU 31,26,4,146,106,31,9,5,146,53,
31,27,5,106,31,9,6,146,53,133
730 PRINT"(c)Peter Balch"
740 VDU 31,26,6,146,106,31,9,7,146
750 PRINT".....":PRINT
760 RETURN
770 REM=====
780 REM TRACK
790 VDU 23,224,0,0,68,255,68,0,0,0
800 VDU 23,225,8,28,8,8,8,28,8,8
810 VDU 23,226,3,3,4,24,24,32,192,192
820 VDU 23,227,192,192,32,24,24,4,3,3
830 VDU 23,228,5,78,122,160,0,0,0,0
840 VDU 23,229,8,48,24,16,32,192,96,12
B
850 VDU 23,230,1,6,3,4,4,12,6,8
860 VDU 23,231,8,6,12,4,4,3,6,1
870 VDU 23,232,0,0,0,5,6,90,96,160
B
880 VDU 23,233,128,96,192,32,16,24,48,
890 VDU 23,234,0,0,0,160,96,90,6,5
900 VDU 23,235,208,50,46,5,0,0,0,0
910 VDU 23,236,208,50,46,5,0,0,0,0
920 VDU 23,237,0,0,0,160,96,90,6,5
930 REM=====
940 REM LOCOMOTIVES
950 VDU 23,238,8,112,230,247,253,30,30
,25
960 VDU 23,239,28,20,28,20,62,62,62,34
970 VDU 23,240,16,14,103,239,191,120,1
20,152
980 VDU 23,241,64,71,70,255,255,102,0,
0
990 VDU 23,243,2,226,98,255,255,102,0,
0
1000 VDU 23,244,25,54,30,143,95,120,120
,56
1010 VDU 23,245,34,62,62,62,20,28,20,28
1020 VDU 23,246,152,108,120,241,250,30,
30,28
1030 REM=====
1040 REM PASSENGERS
1050 VDU 23,253,0,24,0,60,24,24,24,0
1060
1070 REM HOUSE
1080 VDU 23,254,0,0,0,24,60,126,255,255
1090 VDU 23,255,126,126,126,126,126,0,0
,0
1100 PROC SWOP
1110 REM=====
1120 REM TREES, STATIONS, ETC
1130 VDU 23,225,0,7,15,31,63,127,255,0
1140 VDU 23,226,0,224,240,248,252,254,2
55,0
1150 VDU 23,227,255,255,255,255,255,255
,0,0
1160 VDU 23,228,0,255,255,255,255,255,2
55,0

```

```

1170 VDU 23,229,4,14,31,63,127,255,255,
0
1180 VDU 23,230,0,0,0,129,195,231,255,0
1190 VDU 23,231,32,112,248,252,254,255,
255,0
1200 VDU 23,232,255,255,255,255,255,255
,0,0
1210 VDU 23,233,0,8,42,28,73,42,28,8
1220 PROC SWOP
1230 RETURN
1240 REM=====
1250 DEF PROC SWOP
1260 REM Swop the char set with the
1270 REM user routine space.
1280 FOR I=&C00 TO &CFF
1290 J=?I: ?I=I?256: I?256=J
1300 NEXT
1310 ENDPROC
1320 REM=====
1330 REM EFFECTS
1340 *FX9,3
1350 *FX10,3
1360 ENVELOPE 1,1, 0,0,0, 1,1,0, 6,-6,-
128,-128, 105,0:REM CHUFF
1370 ENVELOPE 2,1, 96,0,0, 100,100,100,
127,-2,-1,-1, 126,0:REM POINTS
1380 ENVELOPE 3,3, 120,0,0, 20,20,20, 9
9,-5,-1,-1, 126,0: REM PASSENGERS
1390 ENVELOPE 4,4, 0,0,0, 1,1,0, 32,-1,
-1,-1, 126,0
1400 RETURN

```

Listing 1. Type this in and save it immediately as 'TRAINS'. It prints the screen instructions and sets up various game shapes using VDU commands. Listing 2 (page 98 onwards) is the second part which is chained in by listing 1. Save both listings separately.

Disc users only: type in listing 1 and save it to disc as 'TRAINS' but change line 630 as below. This automatically shifts the whole game down in memory from &1900 (default page for DFS) to &E00 when it is run. Do not run either part until both have been saved, as memory will be overwritten.

```

630*KEY0"LOAD ""TRAINS2""IMF.I%=&T0&19
00 S.4:I%I&E00=I%I&1900:N.IM*TAPE:IMPAGE=
&E00:IMOLD:IMRUN:IM"

```

continued on page 98

continued from page 97

```

10 DIM BRD 1239,CONN(12),TX(4),TY(4),
TD(4),TP(4),TS(4),ST(5,2),P(4,5),SC(8),N
M 130
20 GOSUB 2630
30 FOR I=1 TO 8: SC(I)=-1000: NEXT
40 $NM=STRING$(128,CHR#13)
50 REPEAT
60 *FX 9,3
70 *FX 10,3
80 FOR X=0 TO 1239: BRD?X=0: NEXT
90 MODE 1
100 VDU 23:8202:0:0:0,12
110 NS=4: MZ=1: PZ=0: BT=2500: MAXP=10
: BG=1
120 VDU 19,0.2:0:19,1,1:0:19,2,4:0:19,
3,7:0:
130 PROCSTATIONS: PROCINITPCS: PROCTRA
CK: IF INKEY-1 THEN 80
140
150 TC=0: TT=0: MZ=MZ-(MZ<4): SX=1: TZ
=0: MAXP=MAXP-10*(MAXP<200): CZ=600+MAXP
*20: FOR N=1 TO MZ: TS(N)=-1: NEXT
160 *FX 21,0
170 BG=BG MOD 6+1: IF BG=1 OR BG=3 OR
BG=4 THEN 170
180 VDU 19,0,BG:0:
190 PROCTOWNS: IF INKEY-1 THEN 80
200 REPEAT
210 CX=CX-1
220 VDU 31,15,0,17,3: PRINT"FARES: "
:PX:" COAL: " :CZ:" "
230 PROCTRAINS
240 TZ=TZ-(TZ<0)
250 REPEAT:UNTIL TIME>60: TIME=0
260 UNTIL TT+NS<2 OR PS=0 OR CX<1
270 REM...
280 X=PX+CX-TC: IF X>BT THEN NS=NS+1: BT
=BT*2
290 FOR N=1 TO MZ
300 IF TS(N)<>-1 THEN GOSUB 1230
310 NS=NS-(TS(N)>0)
320 NEXT
330 IF PS=0 AND X>0 AND NS>1 THEN PZ=X
: GOTO 140
340
350 REPEAT:UNTIL TIME>300
360 MODE 7
370 J=0
380 GOSUB 2630
390 *FX 21,0
400 FOR II=7 TO 1 STEP -1
410 I=II: IF X>SC(II) THEN I=II+1: J=
II: SC(I)=SC(J): #FNMM(I)=#FNMM(J)
420 PRINT TAB(8,I+8):I:" " :#FNMM(I):T
AB(27,I+8):SC(I)
430 NEXT
440 PRINT TAB(0,18)"FARES : " :PZ:" COAL
: " :CX:" LOST : " :TC:" PROFIT: " :X
450 SC(J)=X
460 IF J THEN PRINT TAB(27,J+8):X:TAB(
8,J+8):J:CHR#133: FOR I=0 TO 14: A#=GET
#: #FNMM(J)+I=A#: PRINT A#: I=I-99*(A
#=CHR#13): NEXT ELSE A=GET

```

```

470 UNTIL FALSE
480
490
500 DEF PROCTRAINS
510 FOR N=1 TO MZ
520 IF TS(N)<>-1 THEN 540
530 IF TZ<>0 OR ?FNBD(EX,EY)=255 THEN
1040 ELSE TZ=(MZ-2)*99-8: TX(N)=EX: TY(N
)=EY: TP(N)=1: TD(N)=3: FOR I=1 TO 5: P(
N,I)=0: NEXT: GOSUB 1170: IF NS>0 THEN N
S=NS-1: TT=TT+1: TS(N)=0: GOSUB 2530: EL
SE TS(N)=-256
540 X=TX(N): D=TD(N): Y=TY(N)
550 IF ?FNBD(X,Y)<>255 THEN 1020
560 IF TS(N)<0 THEN 820
570
580 J=INKEY(0): IF J=0 THEN 650
590 IF J=90 THEN AX=S%: GOSUB 1140: PR
OCDRAW(AX)
600 IF J<>58 THEN 620
610 IF (TS(S%) AND 63)=0 THEN TS(S%)=T
S(S%)+30 ELSE TS(S%)=(TS(S%) AND 128) OR
64
620 IF J=47 THEN TS(S%)=TS(S%)+128
630 PROCDRAW(S%)
640
650 IF (TS(N) AND 63)=0 OR (TS(N) AND
64) THEN 820
660 TS(N)=TS(N)-1
670 I=TS(N) AND 63: IF I=1 THEN SOUND
18,-12,150,8
680 IF I<>15 OR TP(N)<>17 THEN 1030
690 SOUND 17,3,1,12
700 I=INT(1.6+Y/8.7): K=0
710 X=ST(I,1): Y=ST(I,2)
720 FOR J=1 TO 5
730 II=FNBD(X,Y-1)-1+J: A=?II
740 K=K+(A>0)
750 P(N,J)=P(N,J)+A
760 A=P(N,J)-99: IF A>0 THEN K=K+9: P
(N,J)=99: ?II=A ELSE ?II=0
770 NEXT
780 PZ=PZ+10*P(N,I): PS=PS-P(N,I): P(N
,I)=0
790 IF K<0 THEN GOSUB 2570
800 GOSUB 1170: GOTO 1030
810
820 GOSUB 1230
830 SOUND 16,1,4,5
840 IF TS(N) AND 64 THEN TS(N)=TS(N) A
ND 128: D=8-FNOUT(TP(N))
850 D=FNOUT(TP(N))
860 IF TZ>0 THEN 1040
870 IF D=-1 THEN PROCCHGPTS(X,Y,TP(N))
: GOTO 1030
880 :
890 X1=X: X=X+DX: Y1=Y: Y=Y+DY
900 P1=?FNBD(X,Y): IF P1>17 AND TS(N)
AND 128 THEN PROCCHGPTS(X,Y,P1): TS(N)=T
S(N) AND 127
910 TX(N)=X: TY(N)=Y: TD(N)=D
920 IF FNOUT(?FNBD(X,Y))>-1 THEN 1020
930 IF P1>15 THEN PROCCHGPTS(X,Y,P1)

```


continued on page 101

ORLANDO'S BACK!

ZALAGA

Aardvark Software, creators of the Ultimate Atom Games, bring you NOW

THE ULTIMATE BBC SPACE-GAME



Seated at your computer, streams of multi-coloured aliens swirl past your laser-base into formation. The first squadron appears harmless, but later waves will avenge the deaths of their comrades with increasing ferocity. To combat the swooping bomb dropping meanies, you may try to link up a pair of laser-bases and **double your fire power!** Your progress through successive phases will be rewarded by challenge stages, where large bonuses may be earned. The game builds up to a dizzying crescendo of high speed motion where instant reflexes and pure technique are your only hope of survival. . .

- One or two player game
- Keyboard or joystick
- Sound on or off
- Escape facility
- Works on all OS's and Tubes
- Ten name Hi-score table
- Mode 2 full colour graphics
- Continuous rolling twinkling stars
- Multiple missiles
- Full screen action
- Attractively packaged in a collectable library case
- High quality cassette
- Full instructions
- For BBC model B or A + 32K

Send cheques/P.O.s for £6.90 to

**Aardvark Software,
100 Ardleigh Green Road,
HORNCHURCH, Essex.**

FRAK coming soon . . .

GRAFPAD

THE AFFORDABLE TABLET

**£125
+ VAT**



**FOR
YOUR BBC
MICRO**

ADAPTORS FOR OTHER HOME COMPUTERS TO FOLLOW...

BRITISH MICRO

A HEGOTRON GROUP COMPANY

British Micro, Penfold Works, Imperial Way, Watford, Herts. WD2 4YY Tel: Watford (0923) 48222/43956

Qty	Item	Item Price	Item Price inc VAT	Totals
	Grafpad complete	£125.00	£143.75	
	C.A.D. Program	£18.00	£20.70	
	IMPORTANT!!! Tick Below	Postage & Packing		£5.00
	BBC MODEL 2 SINCLAIR SPECTRUM COMMODORE 64	Total		


To: British Micro, Unit Q2, Penfold Works, Imperial Way, Watford, Herts WD2 4YY

I enclose cheque/PO Order £
Please charge my ACCESS/BARCLAYCARD/AMERICAN EXPRESS/DINERS CLUB

Card No.

Signature
Name
Address

Tel No



continued from page 98

```
940 IF TS(N)<0 THEN 1000
950 GOSUB 1190: TS(N)=-1: IF SZ=N THEN
GOSUB 1140
960 TC=TC+500
970 TX=0: TT=TT-1
980 FOR J=1 TO 5: FS=FS-P(N,J): NEXT
990 GOTO 1040
1000 TX(N)=X1: TY(N)=Y1
1010 TD(N)=8-TD(N)
1020 I=FNBD(TX(N),TY(N)): TP(N)=?I: ?I=
255
1030 PROCDRAW(N)
1040 NEXT: ENDFROC
1050
1060
1070 DEF PROCCHGPTS(X,Y,P): IF P<255 TH
EN ?FNBD(X,Y)=P DIV 16+(P AND 15)*16: VD
U 17,3,17,129+(P=17),31,X,Y,223+P/16,17,
128: IF P>17 THEN SOUND 18,2,1.25
1080 ENDFROC
1090
1100 DEF PROCDRAW(N): VDU 17,2: IF SZ=N
THEN VDU 17,131: IF TS(N) AND 128 THEN
VDU 17,1
1110 IF TS(N)<0 THEN VDU 17,1
1120 VDU 31, TX(N), TY(N), TD(N)+238, 17, 12
8: ENDFROC
1130
1140 I=0: REPEAT: I=I+1: SZ=SZ+1: IF SZ
>M% THEN SZ=1
1150 UNTIL TS(SZ)>=0 OR I>M%
1160 IF I>M% THEN ND=M%
1170 VDU 30,17,3,241:FOR I=1 TO 5: PRIN
T: "-":P(SZ,I):NEXT: PRINT " ": RETUR
N
1180
1190 SOUND 16,4,6,255: VDU 19,0,15,0;:
FORJ=1TO900:NEXT: VDU 19,0,86,0:
1200 K=RND(1000): VDU5: FOR J=1 TO 2: A
=RND(-3): FOR I=1 TO 150 STEP 3: GCOL 3,
RND(3): MOVE X1*32+RND(I)-I/2,1024-Y1*32
+RND(I)-I/2: PRINT".": NEXT:NEXT: VDU4:
A=RND(-K)
1210 RETURN
1220
1230 ?FNBD(TX(N),TY(N))=TP(N)
1240 IF TP(N)<15 THEN VDU 17,3,31, TX(N)
, TY(N), TP(N)+223: ELSE PROCCHGPTS(TX(N),
TY(N), TP(N))
1250 RETURN
1260 DEF FNBD(X,Y)=BRD+X+Y*40-40
1270 DEF FNNM(I)=NM+I*16-16
1280
1290
1300 DEF PROCTRACK
1310 SX=EX: SY=EY: SD=3: GOSUB 1470
1320 FOR II=1 TO 5
1330 AX=ST(II,1): AY=ST(II,2)
1340 FOR XX=AX-5 TO AX-1
1350 ?FNBD(XX,AY)=0
1360 NEXT
1370 FOR XX=AX TO AX+4
1380 VDU 31, XX, AY, 224
1390 NEXT
1400 SX=AX-1: SY=AY: SD=3: GOSUB 1470
1410 FOR XX=AX+5 TO AX+9
```

```
1420 ?FNBD(XX,AY)=0
1430 NEXT
1440 SX=AX+5: SY=AY: SD=5: GOSUB 1470
1450 NEXT
1460 ENDFROC
1470
1480 X=SX: Y=SY: D=SD: WRONG=0
1490 DX=0: DY=0
1500 P=RND(12)
1510 IF FNOUT(P)=-1 THEN 1500
1520 IF INKEY-1 THEN ENDFROC
1530 SOUND 17,-12,1,1
1540 ?FNBD(X,Y)=P: VDU 17,3,31,X,Y,223+
P: X=X+DX: Y=Y+DY
1550 IF X>39 OR X<1 OR Y>30 OR Y<2 THEN
1630
1560 BXY=?FNBD(X,Y): IF BXY=0 OR ABS(EX
-X)+ABS(EY-Y)<12 THEN 1620
1570 IF BXY>10 THEN 1630
1580 I=D: P=1
1590 IF FNOUT(P)=-1 THEN 1610
1600 D=8-D: IF FNOUT(BXY)>-1 THEN ?FNBD
(X,Y)=BXY*16+P: VDU 17,129,31,X,Y,223+P,
17,128: RETURN
1610 D=I: P=P+1: IF P<13 THEN 1590
1620 IF BXY=0 THEN WRONG=WRONG+(WRONG>0
): GOTO 1500
1630 WRONG=WRONG+2
1640 I=1: D=8-D: DY=INT(D/3)-1: DX=INT(
D-3*DY)-4
1650 X=X+DX: Y=Y+DY: P=?FNBD(X,Y)
1660 SOUND 17,1,200,99
1670 IF P=0 OR P>16 THEN 1470
1680 P=FNOUT(P): VDU 31,X,Y,32: ?FNBD(X
,Y)=0
1690 I=I+1: IF I<=WRONG/2 THEN 1650
1700 D=8-D
1710 GOTO 1500
1720
1730
1740 DEF FNOUT(P)
1750 P=P AND 15: IF P>12 OR P=0 THEN =-
1
1760 C1=INT(CONN(P)/10): C2=CONN(P)-C1*
10
1770 IF C1=8-D THEN D=C2: GOTO 1800
1780 IF C2=8-D THEN D=C1: GOTO 1800
1790 =-1
1800 DY=INT(D/3)-1: DX=INT(D-3*DY)-4
1810 =D
1820
1830
1840 DEF PROCINITPCS
1850 :
1860 RESTORE 1900
1870 FOR I=1 TO 12
1880 READ CONN(I)
1890 NEXT
1900 DATA 53,17,26,8,23,16,27,18,56,7,3
8,5
1910 ENDFROC
1920
1930
1940 DEF PROCSTATIONS
1950 DATA 8,3,27,6,10,16,8,27,27,30
1960 GOSUB 2510
```

continued on page 114

**RING FOR SAMPLE PRINTOUT, FULL SPECIFICATIONS & LATEST PRICES
WE WILL NOT BE BEATEN ON THE PRICE OF STAR OR JUKI PRINTERS**

JUKI 6100 DAISYWHEEL PRINTER



One Year Warranty
18 CPS : BiDirectional & Logic Seeking
10, 12, 15 & Proportional Spacing
Wordstar Compatible
2K Buffer : 13 Inch Platen
Underline : Backspace + Lots more
Centronics Interface Standard
RS 232 Interface £54.00 + VAT Extra
Tractor Feed £99.00 + VAT Extra

JUKI 6100 £369.00 + £55.35 = £424.35

**BBC/ORIC or DRAGON Package
JUKI 6100 + Cable +
24HR Delivery & VAT £440.00**

NEW

STAR GEMINI 10X

UPDATED
STAR
DP510



One Year Warranty
True Descenders 9 x 9 Matrix
120 CPS Bidirectional & Logic seeking
5,6,8.5,10,12,17 cpi 40,48,68,80,96,136 cpl
Italics, Emphasized, Double strike, Super & Sub Scripts
Hi-Resolution & Block Graphics
Continuous Underline, Backspace
Downloadable Character Set
Friction or Tractor Feed
Internal Buffer Expandable to 4K
Centronics Int. Std. RS232 Available

**GEMINI 10X (10" CARRIAGE)
£300 including VAT**

**STAR DP515 (15" CARRIAGE) £280 Inc VAT.
PACKAGE FOR BBC/DRAGON/ORIC
GEMINI 10X + CABLE + DELIVERY
BBC SCREEN DUMP SOFTWARE & VAT
£315 including VAT**

RING FOR LATEST PRICING

STAR DP8480



RS232 INTERFACE STANDARD
7x9 Character Matrix (7 Needle Head)
80 CPS Bidirectional & logic seeking
5,6,8.5,10,12,17 cpi
40,48,68,80,96,132 cpl
Friction & Tractor Feed: 10 Inch Platen
Hi-Res option with Software £10.00/15.00

**DP8480 with RS232 Int. £208.70 +
£31.30 VAT = £240.00**

**Package prices for BBC/Newbrain/Epson HX20
DP8480 + Cable + Hi-Res + 24Hr Delivery &
VAT = £250.00**

SERIAL PRINTER CABLES

BBC to 25 way D type	£9.50
EPSON HX20 to 25 way D type	£9.50
NEWBRAIN to 25 way D type	£12.00
25 way D type to 25 way D type	£15.00

ACORN ELECTRON	£199.00
BBC Micro Model B	£399.00
BBC Micro Model B with Disc Int	£469.00

Large range of Accessories including Disc Drives, Printers,
Monitors always in stock

Printer Cables

BBC to 36 Way Centronics Type Connector	£15.00
Dragon to 36 Way Centronics Type Connector	£15.00
Oric to 36 Way Centronics Type Connector	£15.00
Torch to 36 Way Centronics Type Connector	£20.00

Full A>B Upgrade Kit £58.00
Ram Upgrade Kit £23.00

Blank C15/C30 Cassettes Ten for £4.50 ANY MIX
Send SAE for Full Price List

VAT INCLUDED WHERE APPLICABLE

PHONE/CREDIT CARD ORDERS WELCOME

Postage 50p per order or as stated
24 HR Securicor Delivery for Printers/Disk Drives £8.00

**C.J.E.
Microcomputers**

Dept (AU), 78 BRIGHTON RD
WORTHING
W. SUSSEX BN11 2EN
(0903) 213900

MACHINE CODE GRAPHICS

FOR FAST graphical displays in games, you not only need the speed of machine code, but also to put your characters directly into screen memory. Although this is termed 'bad programming' it does give the necessary speed, detail and colour in the most efficient way (and all the good games do it). The 'official' way to do it with user-defined characters provides only two colours (foreground and background) and you need to mess about with MOVE and VDU 5 commands. Directly addressing screen memory allows for any size of character with up to 16 different colours (counting the eight flashing variations) within that character. To use this method we first need to know how the screen is laid out in memory, hence figure 1 shows the top left hand of mode 2. (Mode 2 because of its advanced colour facilities.)

Figure 1 is actually offset by &3000, meaning that location 0 is really located at &3000 + 0 = &3000 and location 1297 is located at &3000 + 1297 = &3511. Looking at any location, eg 1263, the location to the right is 1271, a difference of eight, and this is true of any location (except of course the extreme right hand column). Listing 1 is a simple FOR . . . NEXT loop which puts a

**If moving shapes
around quickly has
you stumped, then
Nick Wilkinson
has some answers**

white block into each screen location and at certain times a delay factor is introduced, to enhance the layout shown in figure 1.

The screen memory of mode 2 starts at &3000 and runs to &7FFF (a massive 20k). In mode 2 there are 16 different colours, represented in binary from 0000 to 1111, so each colour is represented by four binary digits. Each screen location is represented by one byte and holds the necessary information for two colour codes, meaning there are two pixels in one screen location. Table 1 shows the decimal, hexadecimal and binary representations of the 16 available colours.

We now know how screen memory (mode 2) is laid out, and that you can get two colour codes in one location, giving the resolution of 160 by 256. We now need to

know how the colour is organised in the bytes of screen memory.

Figure 2 shows a possible byte value and this seems to suggest the two colours represented are yellow and magenta; however, the two colours in figure 2 are in fact blue and white. Resorting to binary notation will help us understand how the colours are organised. The binary values of blue and white are 0100 and 0111 respectively, and careful examination results in figure 3a. Bit 3 of blue goes to bit 7 of the result, bit 2 to bit 5, bit 1 to bit 3 and bit 0 to bit 1. For white, bit 3 goes to bit 6 of the result, bit 2 to bit 4, bit 1 to bit 2 and bit 0 to bit 0. The diagram is easier to understand so I suggest you remember it that way! We can check this organisation with the example from listing 1, where we put a white block into each location, with the white block being represented by &3F. Figure 3b shows the calculation.

Having dealt with how the screen and colours are organised, we can design multi-coloured characters. Let's start with a simple space invader. To take maximum advantage of the resolution we will need to design two invaders, because there are two pixels in one location. When designing

0	8	16	24	→	608	616	624	632
1	9	17	25	→	609	617	625	633
2	10	18	26	→	610	618	626	634
3	11	19	27	→	611	619	627	635
4	12	20	28		612	620	628	636
5	13	21	29	→	613	621	629	637
6	14	22			614	622	630	638
7	15	23			623	631	639	
640	648	656		→	1256	1264	1272	
641	649	657			1257	1265	1273	
642	650	658			1258	1266	1274	
643	651	659			1259	1267	1275	
644	652	660			1260	1268	1276	
645	653	661		→	1261	1269	1277	
646	654	662			1262	1270	1278	
647	655	663			1263	1271	1279	
1280	1288	1296			1896	1904	1912	
1281	1289	1297			1897	1905	1913	

Figure 1. Top left corner of mode 2 screen memory

Colour	Decimal	Binary	Hex
Black	0	0000	0
Red	1	0001	1
Green	2	0010	2
Yellow	3	0011	3
Blue	4	0100	4
Magenta	5	0101	5
Cyan	6	0110	6
White	7	0111	7
Flashing black/white	8	1000	8
Flashing red/cyan	9	1001	9
Flashing green/magenta	10	1010	A
Flashing yellow/blue	11	1011	B
Flashing blue/yellow	12	1100	C
Flashing magenta/green	13	1101	D
Flashing cyan/red	14	1110	E
Flashing white/black	15	1111	F

Table 1.

Possible byte value →

0	0	1	1	0	1	0	1
---	---	---	---	---	---	---	---

&35

Figure 2. Possible byte value

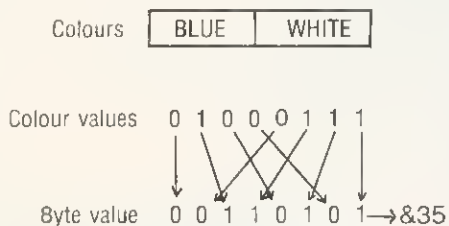


Figure 3a.

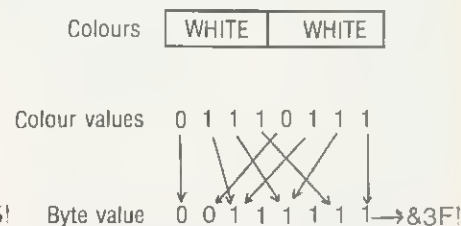


Figure 3b.




Another devastating new game from the fabulous Postern range.

Defeat the flock of
marauding FIRE HAWKS.
Escape from the SNAKE PIT.
Ride the mighty SHADOWFAX.
Prepare to repel the enemy
in SIEGE.
Defend our planet from
destruction in 3 DEEP SPACE.

The colourful Postern range is available on a variety of micros. Write quantity of each game required in the boxes provided.

Please send me:	Spectrum	C64/Vic 20	BBC 'B'
Fire Hawks £6.95			<input type="checkbox"/>
Snake Pit £6.95	<input type="checkbox"/>	<input type="checkbox"/>	<input type="checkbox"/>
Shadowfax £6.95	<input type="checkbox"/>	<input type="checkbox"/>	<input type="checkbox"/>
Siege £6.95	<input type="checkbox"/>	<input type="checkbox"/>	<input type="checkbox"/>
3 Deep Space £7.95	<input type="checkbox"/>	<input type="checkbox"/>	<input type="checkbox"/>

Total £ _____ or Access No. _____
Name _____
Address _____



POSTERN

POST TO: Postern Ltd., P.O. Box 2, Andoversford, Cheltenham, Glos GL54 5SW.
OR PHONE: Northleoch (04516) 666 Telex 43269 Prestel 37745

Postern is always on the look out for any new games you might have developed.



the characters it becomes helpful to have a border around it, so no matter what direction it moves in we won't need to worry about erasing any bits left behind.

The invaders are shown in figures 4a and b.

Once designed, the invaders have to be translated into numerical values. We could translate each block, but that would be time-consuming and boring. Another way is to create a look-up table of all the colour combinations in figure 4. Translation would then be a simple task of comparing colours. Table 2 shows all the different combinations from figure 4.

Now we have the relevant data, all we need to do is whizz through a couple of FOR . . . NEXT loops, read the data, and plonk it into memory. Listing 2 does just that (there is only one set of data as we're not bothered about moving it around yet). Line 40 starts a repeat loop and waits for an input of four hex digits (no need to use the & prefix). Line 70 calls the dump procedure with parameters declaring height, width, data line number, and memory location.

The height in this case is eight, the width five, the data line number 190 and the address is the evaluation of eight plus your input, ie hex value. Line 80 keeps the program going until you press either break or escape keys. Lines 90 to 180 read the data and put it row by row into the appropriate memory locations. The crucial line here is line 160 where it says S%=S%+1. This relies on the statement that the difference between two locations (one on top of the other) is one, which of course it is not, eg beneath &3007 is &3280 - certainly not a difference of one. The program is fine only if that boundary gap isn't crossed. For example, an input of &4000 is fine, but &4005 is not. If we could produce a formula to work out the relevant memory location from an X and Y co-ordinate, we wouldn't need to worry about the boundary gaps.

Looking back at figure 1, we see that it is laid out in blocks of eight, and the difference between each block corner is 640. From this the Y contribution is (Y DIV 8)*640 - this specifies which block of eight the Y co-ordinate is in and Y MOD 8 indicates the vertical position in that block. The X contribution is simply (X DIV 2)*8, as each location has two pixels and each horizontal co-ordinate is eight away from the next. So our formula for obtaining a specific memory location from an X and Y co-ordinate is:

$$\&3000 + (Y \text{ DIV } 8) * 640 + Y \text{ MOD } 8 + (X \text{ DIV } 2) * 8$$

where &3000 is the offset.

Not forgetting that our aim is machine code graphics, we shall have to translate that formula into machine code, which looks horrendous. One way around all those MODs and DIVs could be to write our own integer multiplication and division rou-

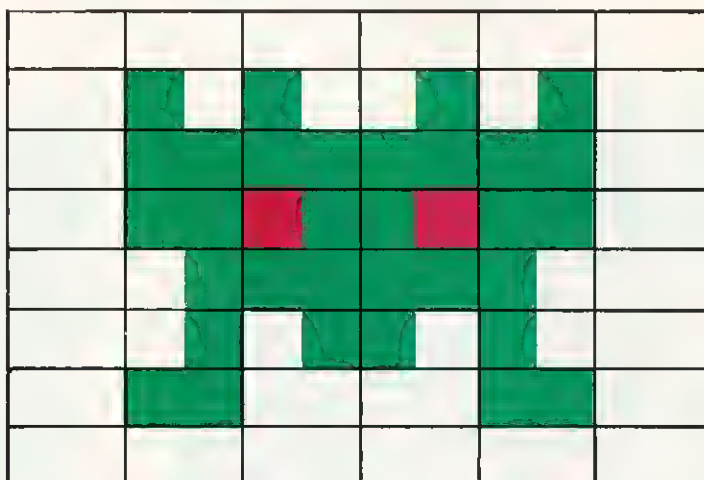
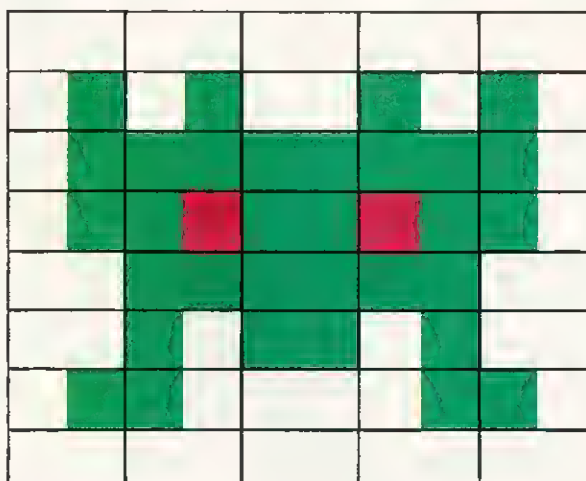


Figure 4. Two simple invaders with data

<table border="1" style="margin: 0 auto;"> <tr><td>GREEN</td><td>RED</td></tr> </table> <div style="text-align: center;"> $0010 \quad 0001$ $\swarrow \quad \searrow$ $00001001 = 809$ </div>	GREEN	RED	<table border="1" style="margin: 0 auto;"> <tr><td>RED</td><td>GREEN</td></tr> </table> <div style="text-align: center;"> $0001 \quad 0010$ $\swarrow \quad \searrow$ $00000110 = 806$ </div>	RED	GREEN
GREEN	RED				
RED	GREEN				
<table border="1" style="margin: 0 auto;"> <tr><td>BLACK</td><td>BLACK</td></tr> </table> <div style="text-align: center;"> $0000 \quad 0000$ $\swarrow \quad \searrow$ $00000000 = 800$ </div>	BLACK	BLACK	<table border="1" style="margin: 0 auto;"> <tr><td>GREEN</td><td>GREEN</td></tr> </table> <div style="text-align: center;"> $0010 \quad 0010$ $\swarrow \quad \searrow$ $00001100 = 800$ </div>	GREEN	GREEN
BLACK	BLACK				
GREEN	GREEN				
<table border="1" style="margin: 0 auto;"> <tr><td>GREEN</td><td>BLACK</td></tr> </table> <div style="text-align: center;"> $0010 \quad 0000$ $\swarrow \quad \searrow$ $00001000 = 808$ </div>	GREEN	BLACK	<table border="1" style="margin: 0 auto;"> <tr><td>BLACK</td><td>GREEN</td></tr> </table> <div style="text-align: center;"> $0000 \quad 0010$ $\swarrow \quad \searrow$ $00000100 = 804$ </div>	BLACK	GREEN
GREEN	BLACK				
BLACK	GREEN				

Table 2. Data values from figure 4

FLOPPY DISC SYSTEMS FOR THE BBC MICRO

mws announce a complete range of Disc Drives that are compatible with the BBC Micro and other micro-computers that utilise the Shugart SA400 Interface.

- **DISC DRIVE UNITS** come complete with high quality steel box, 40/80 Track Formatting Disc, Interface Cable and manual.
- All you need to do is plug into your BBC and you are ready to have access to large amounts of storage space.
- All single units can be upgraded to double units.
- All units carry a 1-year warranty.
- Optional power supply available. £35




800K for only
£399

MWS Dual 400K Drives (Total 800K)



400K for only
£233

MWS Single 400K Drive




MWS Single 400K Upgrade £220

mw systems ltd.

Matrix House
Lincoln Road
Cressex Industrial Est.
High Wycombe
Bucks
Tel (0494) 450341

ORDER FORM

Please send me the following items	Quantity	£
Dual 400K Drive Unit (800K) at £399		
Single 400K Drive Unit. at £233		
Single 400K Upgrade. at £220		
Power Supply. at £35		

Please debit my 	Sub total	
	VAT at 15%	
	TOTAL	

I enclose a cheque for £..... made payable to MW Systems Ltd

Name _____ Company _____

Address _____

Tel No _____

All prices are exclusive of VAT
Available from: Stock - Disc Interfaces P.O.A.

```

10REM Nick Wilkinson program 1
20REM Acorn User January 1984
30REM Program 1 puts white block
40REM into mode2 screen locations.
50*TV255
60MODE2
70VDU23;8202;0;0;0;
80FOR I%=0 TO 1300
90I%?&3000=&3F
100PRINT TAB(1,3);I%
110IF I%<27 OR I%>620 AND I%<667 PROC
    DELAY(50)
120NEXT I%
130PRINT " ETC....":END
140DEF PROCDELAY(X%)
150TIME=0:REPEAT UNTIL TIME>X%
160ENDPROC

```

Listing 1. Puts white blocks on screen

```

10 REM Nick Wilkinson program 2
20 REM Acorn User January 1984
30 REM Key in hex number, eg. 4000
40 REM to plot invader
50 MODE2
60 REPEAT INPUT BASE#
70 BASE%=EVAL("&"+BASE#)
80 IF BASE%<&3000 OR BASE%>&7FFF THEN100
90 PROCDUMP(B,S,190,BASE%)
100 UNTIL FALSE
110 DEFPROC DUMP(P%,O%,R%,S%)
120 RESTORE R%
130 FOR I%=0 TO P%-1
140 FOR J%=0 TO O%-1
150 READ Z#
160 ?(S%+J%*8)=EVAL("&"+Z#)
170 NEXT J%
180 S%=S%+1
190 NEXT I%
200 ENDPROC
210 DATA00,00,00,00,00
220 DATA04,04,00,08,08
230 DATA04,0C,0C,0C,08
240 DATA04,09,0C,06,08
250 DATA00,0C,0C,0C,00
260 DATA00,08,2C,04,00
270 DATA04,08,00,04,08
280 DATA00,00,00,00,00

```

Listing 2.

```

10 REM Nick Wilkinson program 4
20 REM Acorn User January 1984
30 REM Cursor keys display and move
40 REM wall of multicoloured invaders
50 PROCASSEMBLE:PROCCODEIN:MODE2
60 VDU23;8202;0;0;0;:*FX4,1
70 X%=0:Y%=0:REPEAT FX=0:REPEAT
80 IF INKEY-122 THEN X%=X%+2:FX=1:IF
X%>51 THEN X%=51
90 IF INKEY-26 THEN X%=X%-2:FX=1:IF
X%<0 THEN X%=0
100 IF INKEY-58 THEN Y%=Y%-2:FX=1:IF
Y%<0 THEN Y%=0
110 IF INKEY-42 THEN Y%=Y%+2:FX=1:IF
Y%>184 THEN Y%=184

```

```

120 UNTIL FX=1:CALLinvade:UNTIL FALSE
130 DEFPROCASSEMBLE
140 FORI%=0TO1:P%=&C02
150 LOPTI%*2
160 .invade STX&79
170 STY&75:LDA#7:STA&7A
180 .nextrow LDA&79:STA&74
190 LDA#10:ADC&75:STA&75
200 LDA#10:STA&7B
210 .nextcol LDA#10:ADC&74:STA&74
220 LDA&75:SBC#8:STA&75
230 JSRdump:DEC&7B:BNEnexcol
240 DEC&7A:BNEnexrow
250 RTS
260 .dump LDA#&A:STA&76:LDA#6:STA&77
270 JSRgetX:LDX#0
280 .rep JSRgetY:LDY#0
290 LDA&77:STA&7B
300 .again LDA&0CA4,X
310 STA(&72),Y:INX
320 DEC&78:BEQnextrow
330 TYA:ADC#8:TAY
340 JMPagain
350 .nextrow DEC&76:BEQret
360 INC&75:JMPrep
370 .ret RTS
380 .getX LDA#0:STA&71
390 LDA&74:AND#&FE
400 ASLA:ROL&71
410 ASLA:ROL&71
420 STA&70:LDA#&30
430 CLC:ADC&71:STA&71
440 RTS
450 .getY LDA#0:STA&72
460 LDA&75:AND#&FB
470 LSRA:LSRA:STA&73
480 LSRA:LSRA:PHP
490 CLC:ADC&73:ADC&71:STA&73
500 PLS:ROR&72
510 LDA&75:AND#&7
520 CLC:ADC&72:ADC&70:STA&72
530 LDA#0:ADC&73:STA&73
540 RTS
550 JNEXT:ENDPROC
560 DEFPROCCODEIN
570 FORI%=0TO59
580 READZ#:I%?&CA4=EVAL("&"+Z#):NEXT
590 ENDPROC
600 DATA00,00,00,00,00,00
610 DATA00,00,00,00,00,00
620 DATA00,33,33,33,33,00
630 DATA00,23,03,03,13,00
640 DATA00,23,0F,0F,13,00
650 DATA00,23,4F,8F,13,00
660 DATA00,23,03,03,13,00
670 DATA00,33,33,33,33,00
680 DATA00,00,00,00,00,00
690 DATA00,00,00,00,00,00

```

Listing 4. Code can be relocated by altering P% in line 110 and call at line 90. To change location of data, alter D70 in line 440 and 0D70 in line 160

MICROWORLD



SCOTLAND'S ONLY EXCLUSIVE BBC MICRO DEALER

EDINBURGH Microworld

12 Leven Street
Tollcross
Edinburgh
031-228 1111
Telex 72355 CLACON G

GLASGOW Microworld

11 Bath Street
Glasgow G2
041-221 2135



Model B

with latest 1.2 Operating System £399.00
Model B with Disc Interface £469.00
Model B with Econet £446.00 ALL EX-STOCK

DISC DRIVES

SHINWA-CTI CP80


FULL FEATURED 80 COLUMN MATRIX PRINTER
(FRICTION AND TRACTOR FEED)

**ONLY £259
INC. VAT,
CARR. £4**



FULL ONE YEAR WARRANTY

MCP40 ONLY £119.95



4 COLOUR GRAPHIC PRINTER/PLOTTER



MAIL ORDERS TO:
MICROWORLD
 (Authorised BBC Dealer and Service Centre)
 12 LEVEN STREET, EDINBURGH,
 (Nr. Kings Theatre, Tollcross)
 TEL: 031-228 1111 (M-S 9-5.30)

Carriage £6 per item, all prices include VAT, please check price before ordering. Cheques must be made payable to Andrew Whyte and Son Ltd.



EDUCATIONAL & BULK DISCOUNTS AVAILABLE, ALSO COME AND SEE ECONET IN OUR SHOWROOM

ALL TEAC SLIMLINE UNITS

Single Drives

40 track 100K £166.00
 40 track 200K £230.00
 40/80 track 200K £207.00
 40/80 track 400K £269.00

Dual Drives

40 track 200K £365.00
 40/80 track 400K £425.00
 40/80 track 800K £550.00

Prices include leads, formatter and manual

Torch Z80 Disc Pack £830.00
 40/80 track converter £32.50
 Acorn DFS fitted £89.00

PRINTERS

Shinwa CP80 *Special offer* £259.00
 Seikosha GP100A £185.00
 Seikosha GP250X £271.50
 Seikosha GP700 4-colour £425.00
 Epson FX80 £412.50
 Epson RX80 £279.00
 Epson RX80F/T £315.00
 Juki 6100 £399.00
 Silver Reed Daisywheel *only* £299.00
 MCP40 colour printer/plotter £119.95
 Interface Cable for above £15.00

MONITORS

Sanyo 14" colour £247.50
 Sanyo 14" colour med. res. £307.50
 Sanyo 14" colour high res. £479.00
 Microvitec 14" colour £279.00
 Novex 12" amber £105.00
 Zenith 12" green £85.00
 Sanyo 12" green £82.50
 8MC 12" green £110.00
 BMC Turntable £15.00

SOFTWARE: Full range of ACORNSOFT, IJK, MICRO-POWER, SUPERIOR SOFTWARE, ALLIGATA, GEMINI, plus good range of EDUCATIONAL software. Please call or SAE for list. (Add 50p post per order.)

tines, but they would be too slow for graphics. Another way would be to search through the Beeb's ROM to find the said routines, but they probably wouldn't be any faster. So it seems we'll have to translate it ourselves. Well, first note that:

$$(Y \text{ DIV } 8) * 640 = (Y \text{ DIV } 8) * 8 * 80$$

(figure 5 explains why this is helpful).

Figure 5 shows that $(Y \text{ DIV } 8) * 8$ is the same as setting the first three bits to zero. This is achieved by logically ANDing with &F8, so all that's left to do is multiply by 80 to achieve $(Y \text{ DIV } 8) * 640$. We could add it to itself 79 times, but that would be too slow. Alternatively, we could multiply it by 64, then by 16 as:

$$Y * 80 = Y * (16 + 64) = Y * 16 + Y * 64$$

(You'll see why this is helpful in a minute). But before that, just a little footnote: to multiply by two in binary, just shift left one place, putting a zero in at bit 0. To divide by two, shift right one place, this time putting a zero in at bit 7.

To multiply by 64, we could shift left six times, but that would result in vital information falling off the end. An easier way would be to shift right twice - divide by four (no need to worry about bits falling off the end for we have already masked off the first three bits), then store this as the high byte of the result - which is the equivalent of multiplying by 256, hence achieving a multiplication of 64 for $(Y/4) * 256 = Y * 64$.

So far the program looks like this:

```
LDA # 0
STA YLB
STA YHB
TYA
AND # & F8
LSR A
LSR A
STA YHB
```

This section gives us $(Y \text{ DIV } 8) * 8 * 64$ and has to be added to $(Y \text{ DIV } 8) * 8 * 16$ to achieve $(Y \text{ DIV } 8) * 640$. Still in the accumulator meanwhile is $(Y \text{ DIV } 8) * 8 * 64$, so all we have to do is shift it right twice because

$$((Y \text{ DIV } 8) * 8 * 64) / 4 = (Y \text{ DIV } 8) * 8 * 16$$

Remembering back to the beginning we cleared the first three bits, then shifted right twice, leaving only the first bit clear. Well now we want to shift right twice again. The first shift will be OK, but the second shift will cause bit zero (possibly containing vital information) to fall off the end. However, if we use that very useful LSR operation again, bit zero will be put into the carry. A way around this is shown below.

```
LSR A
LSR A
PHP
```

So far we have stored $(Y \text{ DIV } 8) * 8 * 64$, and in the accumulator at the moment is $(Y \text{ DIV } 8) * 8 * 16$. Needless to say, we add the two together with:

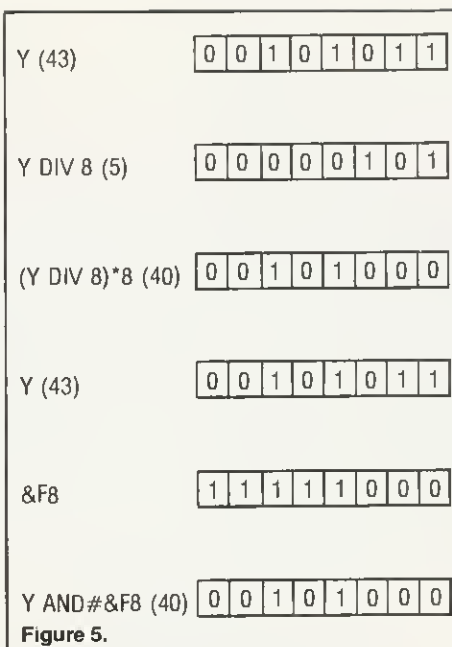


Figure 5.

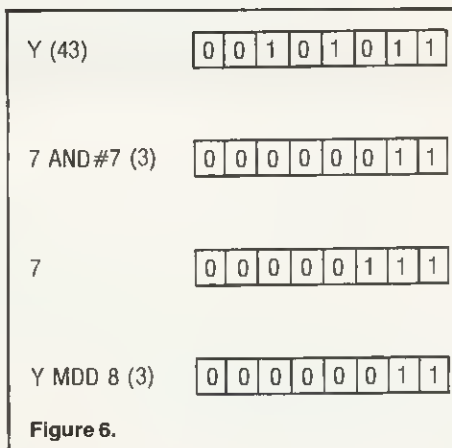


Figure 6.

```
CLC
ADC YHB
STA YHB
```

Now we can worry about that loss bit with:

```
PLP
ROR YLB
```

So, stored as a two-byte number in YHB and YLB, we have $(Y \text{ DIV } 8) * 640$. All that's left of the Y calculation is $Y \text{ MOD } 8$, and from figure 6 it can be seen that $Y \text{ MOD } 8$ is equivalent to $Y \text{ AND } \#7$. The next section does this and adds the offset of &3000 to complete our Y contribution:

```
TYA
AND#7
CLC
ADC YLB
STA YLB
LDA#&30
ADC YHB
STA YHB
```

The X contribution can be tackled in a similar manner. First $(X \text{ DIV } 2) * 8 = (X \text{ DIV } 2) * 2 * 4$. Figure 7 shows that $(X \text{ DIV } 2) * 2$ is equivalent to masking off the first bit - done by ANDing with &FE. This done, we now need to multiply it by four, which can be done by two shift lefts. There are, of

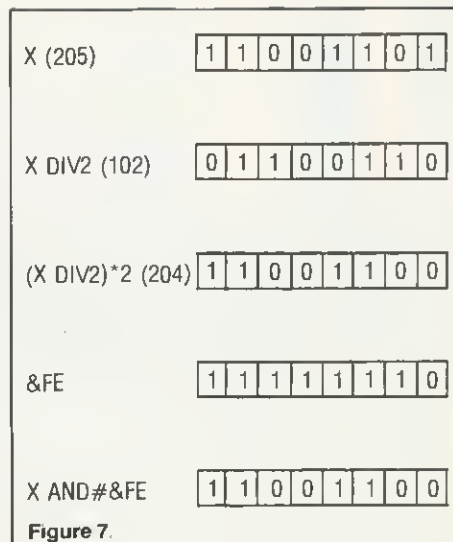


Figure 7.

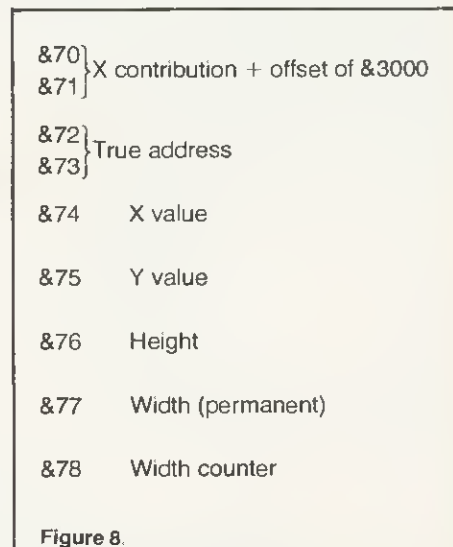


Figure 8.

course, complications, eg if X was 205 then $X \text{ AND } \# \&FE = 204$, followed by two shift lefts will cause information to be lost (but with ASL, bit 7 pops into the carry). Because of this complication we will need to represent the answer over two bytes.

```
LDA #0
STA XLB
STA XHB
TXA
```

```
AND#&FE
STA XLB
ASL XLB
ROL XHB
ASL XLB
ROL XHB
```

The section above completes the X contribution, so to complete the whole calculation we only have to add the two with:

```
CLC
LDA XLB
ADC YLB
STA RLB
LDA XHB
ADC YHB
STA RHB
RTS
```

Listing 3 shows the end product. It enables you to use the cursor keys to alter the values of X and Y, and compare the accuracy and speed of Basic and machine code. The timings however mean very little as the TIME function is only in hundredths of a second. I can assure you though that the machine code version is considerably faster.

Looking back through the program again carefully, can reveal some space saving and statements that aren't needed. See if you can sort out how to save space. To give you a pointer: there is no need to store the result in a new location because it could be stored in either XLB/XHB or YLB/YHB as they aren't needed again. This has saved two bytes. Space and time saving are both important if you want maximum speed from the least amount of memory.

The routine is now complete, and it only remains to provide a screen controller program. Listing 4 is just that and has been written for maximum speed. This is why the calculation routine has been split into two sections. We only need to calculate the X contribution plus offset once, the Y contribution is then added and stored as the answer which points to a screen location. The data is loaded and stored and then the answer is incremented by eight, thus it points to the next location, ie immediately to the right. This continues until the row is finished. The Y value is then incremented and the new Y contribution is added to the X contribution plus offset and stored as the answer, etc.

In listing 4 (which takes up 12 zero-page locations - figure 8) you use the cursor keys to manipulate the position of a whole wall of multi-coloured invaders. The program uses Basic only for key detection (so as not to bog you down with code) and is written in such a way that the code is only called if you press one or more of the cursor keys, which reduces flicker to virtually zero.

The first machine code subroutine whizzes through a couple of loops dumping each invader individually. The following pseudo-Basic program will hopefully clarify the technique.

```
REPEAT
REPEAT
UNTIL KEY PRESS
FOR I = 1 TO 7
FOR J = 1 TO 10
DUMP INVADER (I, J)
NEXT J: NEXT I
UNTIL FALSE
```

where DUMP INVADER (I, J) means dump a single invader at position I, J. The only thing that isn't global about listing 4 is the

```
10 REM Nick Wilkinson program 3
20 REM Acorn User January 1984
30 REM Use cursor keys to move around
40 REM screen and plot X Y numbers
50 PROCASSEMBLE:CLS:X%=0:Y%=0
60 VDU23:8202:0:0:0:0:FX4,1
70 REPEAT
80 IF INKEY-26 THEN X%=X%-1:IF X%<0 THEN X%=0
90 IF INKEY-122 THEN X%=X%+1:IF X%>159 THEN X%=159
100 IF INKEY-58 THEN Y%=Y%+1:IF Y%>255 THEN Y%=255
110 IF INKEY-42 THEN Y%=Y%-1:IF Y%<0 THEN Y%=0
120 TIME=0:TLCZ=%3000+(Y% DIV8)*640+(Y% MOD8)+(X% DIV2)*8:T1=TIME
130 TIME=0:CALLCODE:T2=TIME
140 PRINT TAB(1,3)"X = ",X%," " "Y = ",Y% "
150 PRINT" BASIC=%":~TLCZ:", TIME=":T1
160 PRINT" M/CODE=%":~!RLB AND&FFFF:", TIME=":T2
170 UNTILFALSE
180 DEF PROCASSEMBLE
190 YLB=%70:XLB=%72:RLB=%74
200 YHB=%71:XHB=%73:RHB=%75
210 DIM CODE 70
220 FOR IX=0 TO 1:P%=CODE
230 LOPT IX*2
240 LDA#0 \ CLEAR STORAGE SPACE,
250 STA YLB \ BY PUTTING ZERO INTO,
260 STA YHB \ LOCATIONS TO BE USED,
270 TYA \ PUT Y VALUE INTO ACCUMULATOR THEN,
280 AND#&FB \ LOGICALLY AND TO PRODUCE (Y DIV8)*8,
290 LSR A \ DIVIDE BY 2 TWICE,ACHEIVING DIVISION BY 4,
300 LSR A \ THEN STORE AS HIGH BYTE THUS MULTIPLY BY 256,
310 STA YHB \ NET ACHIEVEMENT IS (Y DIV8)*8*64,
320 LSR A \ DIVIDE BY 2 TWICE THEREFORE DIVIDE BY 4,
330 LSR A \ ACHIEIVING (Y DIV8)*0*16,
340 PHP \ SAVE CARRY FLAG,
350 CLC \ CLEAR CARRY (IN CASE IT WAS SET),
360 ADC YHB \ ADD (Y DIV8)*8*64 TO (Y DIV8)*6*16,
370 STA YHB \ PRODUCING (Y DIV8)*8*80,THEN STORE RESULT,
380 PLO \ RECALL SAVED CARRY AND,
390 ROR YLB \ ROTATE IT TO LOW BYTE COMPLETING (Y DIV8)*640,
400 TYA \ PUT Y VALUE INTO ACCUMULATOR THEN,
410 AND#7 \ LOGICALLY AND TO PRODUCE Y MOD 8,
420 CLC \ PREPARE FOR ADDITION,
430 ADC YLB \ ADD Y MOD8 TO LOW BYTE OF (Y DIV8)*640,
440 STA YLB \ AND STORE AS FINAL Y CONTRIBUTION LOW BYTE,
450 LDA#&30 \ ADD HIGH BYTE OF %3000 (%30) TO,
460 ADC YHB \ HIGH BYTE OF Y CONTRIBUTION AND,
470 STA YHB \ STORE AS FINAL Y CONTRIBUTION,
480 LDA#0 \ CLEAR,
490 STA XLB \ STORAGE,
500 STA XHB \ SPACE,
510 TXA \ PUT X VALUE INTO ACCUMULATOR THEN,
520 AND#&FE \ LOGICALLY AND TO PRODUCE (X DIV2)*2,
530 STA XLB \ STORE (X DIV2)*2,
540 ASL XLB \ MULTIPLY (X DIV2)*2 BY 2 EQUALING (X DIV2)*4,
550 ROL XHB \ ROTATE POSSIBLE OVERFLOW INTO HIGH BYTE,
560 ASL XLB \ MULTIPLY (X DIV2)*4 BY 2 EQUALING (X DIV2)*8,
570 ROL XHB \ ROTATE POSSIBLE OVERFLOW INTO HIGH BYTE,
580 CLC \ PREPARE TO ADD X TO Y,
590 LDA XLB \ LOAD X LOW BYTE,
600 ADC YLB \ ADD TO Y LOW BYTE,
610 STA RLB \ STORE AS RESULT LOW BYTE,
620 LDA XHB \ LOAD X HIGH BYTE,
630 ADC YHB \ ADD TO Y HIGH BYTE,
640 STA RHB \ STORE AS RESULT HIGH BYTE,
650 RTS \ FINITO BENITO!
660 INEXT IX
670 ENDPROC
```

Listing 3. Machine code can be relocated by simply altering P% in line 180

address of the data. This can be rectified with the following routine (where DATED is the address of the data):

```
.CHANGEADD
LDA # (DATAD MOD 256)
STA again + 1
LDA # (DATAD DIV 256)
STA again + 2
RTS
```

This effectively changes the program by storing a different value in the program area. Although this is also considered bad technique, it is in fact the fastest and most efficient way of enabling different characters to be drawn.

Hopefully you will now be able to write your own machine code graphic simulations and games, so good luck!

PROGRAM POWER MICRO POWER

A SUPERB NEW PROGRAM FROM BRITAIN'S LEADING SOFTWARE HOUSE!



CYBERTRON

MISSION

Fort Cybertron: the most well-protected stronghold in the galaxy. Obliterate the Spinners, Clones and Cybar-Droids as you run from room to room in search of the Fort's riches. Avoid touching the walls with their sizzling high voltage charge. Watch out for the relentless Spook who glides through wells in hot pursuit.

Superb graphical animation and nerve-wrecking sound effects feature in this new machine-code game. **£7.95**

*VERSIONS AVAILABLE FOR BBC AND ELECTRON



WE STOCK THE BBC MICRO, ELECTRON, DRAGON 32, COMMODORE 64, ORIC AND SPECTRUM.

SPECIAL OFFER

Deduct £1 per cassette when ordering two or more.

All cassettes are fully guaranteed and contain two recordings. All prices inclusive of VAT.

Mail Order: Please add 55p per order to cover P & P.

WE'RE EXPANDING!

Showroom: Northwood House North Street Sheepscar Leeds LS7 2AA Tel: (0532) 458800	Mail order: Dept. 8/8e Regent Street Chapel Allerton Leeds LS7 4PE Tel: (0532) 683186/696343
--	---

WRITTEN ANY PROGRAMS? WE PAY 20% ROYALTIES



WE GUARANTEE THAT ALL OUR ADVERTISED PROGRAMS HAVE BEEN COMPLETED AND ARE READILY AVAILABLE

The following titles are available for both the BBC Micro and Electron: Killer Gorilla £7.95/ Moonraider £7.95/Bandits at 3 o'Clock £6.95/ Croaker £7.95/Felix in the Factory £7.95/ Felix and the Fruit Monsters £7.95/Chass £7.95/ Escape from Moonbase Alpha £7.95/Draw £9.95/ Swoop £7.95. BBC only (at present): Mertian Attack £7.95/Demon Decorator £6.95/ Asteroid Storm £7.95/Laser Command £7.95/ Galactic Commander £7.95/Time Trek £7.95/ Danger! UXB £7.95/Cowboy Shootout £6.95/Wall £5.95/ Alien Swirl £6.95/Labyrinths of LaCosha £7.95/ Adventure £7.95/Cavemen Adventure £8.95/ Filar £9.95/Beabmon £7.95/Barrega £7.95/ Chemistry £6.95/World Geography £8.95/ Where? £6.95/Junior Maths Pack £6.95/ Constellation £6.95/Physica £6.95.

BBC MICRO AND ELECTRON PROGRAMS CAN BE OBTAINED FROM SELECTED BRANCHES OF W. H. SMITH, JOHN MENZIES, ALL GOOD HARRODS, ALL GOOD DEALERS, OR DIRECT FROM MICRO POWER.

PROGRAM POWER MICRO

MICROAGE - LONDON'S PREMIER

More an experience than a computer shop.

• A complete range of games, application and business software.

• Friendly assistant to offer help and advice when you request it.



• A library of books that give specific or general information.

The Acorn Expert

If you are thinking of buying a BBC Micro or the amazing new Electron, then come to Microage and benefit from our experience. We have been a dealer practically since Acorn started. In fact we have been selected by Acorn to be the *official* London Distributor. This means we get the latest products in quantity first.

The Amazing Acorn Electron - In Stock Now!

We have stocks of Acorns new Electron and all Acornsoft software. Come and buy one now. £199.

! £ of the Month £ !

BBC micro with Disk Interface, 800K disk drive, word processing ROM, Epson or Juki printer, Zenith Monitor, dust covers Basic Programming book, leads, paper and cables. Free carriage. Normal price £1,843. Save £244. Our price £1,599.

A Selection from Acornsoft

Snooker, Starship Command, Missile Base, Draughts and Reversi, Acadians all £9.95
Personal Money £11.90
Management, Arcade View £59.95
Action £99.95
BCPL

A Selection from Computer Concepts

Wordwise, Beebcalc £39.95
Disk Doctor £33.00
Termi price on application
Chess, Android Attack, Swarm all £8.95

Some of our books

Easy Programming for BBC £5.95
Basic Programming on the BBC micro £5.95
Assembly Language Programming for BBC £8.95
Discovering BBC Machine Code £6.95
Creative Graphics, Graphs and Charts, LISP and FORTH all at £7.50
30 hour BASIC £5.95
BBC Micro Expert Guide £5.95

BBC Machines

Model A, 32K RAM and 6522 £329
Model B £399
Model B + Disk interface £494
BBC dust cover £3.95

Disk Drives




BBC compatible single disk drive (100K) £235
BBC compatible dual disk drive (200K) £389
BBC compatible single slimline (400K) £399
Verbatim single sided diskettes 10 for £22.50
Verbatim double sided diskettes 10 for £39.95

Monitors

14" RGB Microvitec Colour Monitor inc. lead. (As used in BBC Computer prog.) Price dramatically reduced to £245
Microvitec medium res. colour monitor. Price cut to £369
12" Zenith High res. green screen monitor. £95
The new model at £4.95
BNC Cable

HOME COMPUTER DEALER

If you are interested in joining the home computer revolution or adding to your present system, then come along to Microage. In a relaxed atmosphere you can browse through the best selection of computer products and peripherals in London. Helpful assistants who really know about the products offer unbiased advice to help you choose a personal computer or get the best out of your own.



• The Microage Space Station, you're always in command. Sit at the controls and you'll see everything laid out neatly before you.

There's room for your printer, monitor, keyboard, cassette recorder and disk drives – and a handy draw for programs and manuals.

The Microage Space Station takes off for just £49.95

Printers

Seikosha AP – 80A now	£189
Seikosha AP – 100A now	£215
Epson FX – 80	£430
Epson MX – 100	£460
Juki 6100 Daisywheel	£430
All printers include paper and cable.	
Printer Cable	£13
10" listing paper, 2000 sheets	£16.50

Miscellany

RH Electronics colour light pen	£39.95
BBC Compatible Cassette Player	£29.95
DIN to Jack Lead	£2
APTL ROM Board	£43.70
Official joystick per pair	£13
10 Blank C12 tapes	£3.95

• Business computers too!

• A complete range of personal computers.

Computer Users Data File

If you can't make it to the shop you don't have to miss out on our prices and services. Just write for our Computer Users Data File. 24 fact-packed pages of current stock and prices.

Institutional and Educational

Microage offer very competitive rates and quotations for quantity orders on all equipment including Econet networks. We have four years experience of supplying and servicing Acorn equipment in schools, polytechnics and universities.

POSTAGE RATES

Small items such as Ribbon, books and software:– 1 item £1.00, 2 items or more 50p per unit.

BY COURIER TO YOUR DOOR

Large items such as Computer Disk Drives and Monitors:– 1 item £7, 2 items £10, 3 or more £13.

Barclaycard and Access welcomed.
All prices include VAT.



Microage Discount Card

Why not ask for our discount card guaranteeing you 5% discount off everything after your first purchase.
All items subject to availability.

MICROAGE ELECTRONICS
135 HALE LANE EDGWARE MIDDLESEX HA8 9QP
TEL: 01-959 7119 TELEX 881 3241

continued from page 101

```

1970 :
1980 VDU 17,2
1990 FOR I=1 TO 50: VDU 31,24+RND(11),
16+RND(9),233,31,RND(11)+4,RND(9)+4,233:
NEXT
2000 EX=29: EY=14
2010 FOR X=EX+1 TO EX+4: FOR Y=EY-2 TO
EY+1: ?FNBD(X,Y)=255: NEXT: NEXT
2020 RESTORE 1950
2030 FOR I=1 TO 5
2040 READ X,Y: ST(I,1)=X: ST(I,2)=Y
2050 VDU 17,3,31,X,Y-2,64+I
2060 VDU 17,2,31,X,Y-1,225, 31,X+4,Y-1,
226
2070 FOR XX=X TO X+4: VDU 31,XX,Y+1,227
: NEXT
2080 FOR XX=X+1 TO X+3: VDU 31,XX,Y-1,2
28: NEXT
2090 VDU 17,1,31,X+1,Y-2,229
2100 VDU 31,X+2,Y-2,230, 31,X+3,Y-2,231
2110 FOR A=40 TO 100 STEP 25
2120 VDU 18,0,3,5,25,4,X*32+A:1056-Y*3
2:232,4
2130 NEXT
2140 FOR XX=X-5 TO X+9
2150 ?FNBD(XX,Y)=17
2160 NEXT
2170 FOR XX=X TO X+4
2180 FOR YY=Y-2 TO Y+1
2190 ?FNBD(XX,YY)=17
2200 NEXT
2210 NEXT
2220 NEXT
2230 GOSUB 2510
2240 ENDPROC
2250
2260
2270 DEF PROCTOWNS
2280 GOSUB 2530
2290 PS=0
2300 FOR II=1 TO 5
2310 X=ST(II,1): Y=ST(II,2)
2320 FOR I=1 TO 40
2330 XX=X+RND(9)-3: YY=Y+RND(7)-5
2340 IF XX<1 OR XX>39 OR YY<2 OR YY>3
0 THEN 2400
2350 J=FNBD(XX,YY)
2360 IF ?J>0 OR J?40>0 THEN 2400
2370 VDU17,1,31,XX,YY,254,17,3,31,XX,
YY+1,255
2380 ?J=255: J?40=255
2390 IF INKEY-1 THEN ENDPROC
2400 NEXT
2410 FOR XX=X TO X+4
2420 J=1-RND(MAXP)*(XX<>X+II-1)
2430 ?FNBD(XX,Y-1)=J
2440 PS=PS+J
2450 NEXT
2460 GOSUB 2570
2470 NEXT
2480 ENDPROC

```

```

2490
2500
2510 FOR I=8 TO%FF: J=I?%C00: I?%C00=I?
&900: I?&900=J: NEXT: RETURN
2520
2530 FOR I=1 TO 4: VDU 17,1,31,EX+I,EY-
1,254, 17,2, 17,131,31,EX+I,EY
2540 IF I<=NS THEN VDU 241,17,128 ELSE
VDU 32,17,128
2550 NEXT: RETURN
2560
2570 REM PASSENGERS
2580 FOR A=36 TO 100 STEP 20
2590 VDU 18,3,2,5,25,4,X*32+A:1020+36-
Y*32:253,4
2600 NEXT
2610 RETURN
2620 :
2630 MODE 7:VDU 31,9,2:GOSUB 2650
2640 VDU 31,9,3
2650 VDU 141,134
2660 PRINT"The TRAIN Game"
2670 RETURN

```

Listing 2. Type this in and save it as 'TRAINS2'. Then CHAIN in TRAINS and it will in turn CHAIN in TRAINS2. The game should then run. If you have problems seeing the top of the screen, remember 'TV255,0 <BREAK>' will move it down one line. If any colours need changing, see line 120 in listing 2. For example, VDU19, 3,5,0; will make the track purple!

Some tips on playing: Remember there are only three control keys:

- Z - switches control between trains.
- / - changes points ahead of train under control
- * - stops train. Pressing it twice will reverse direction.

Also the train must wait 10 seconds at a station before passengers get aboard. It is obvious when this happens. The initial screen set-up takes about a minute, so be patient. *Trains* is a very different and original game. We hope you like it.

Add 20K to your BBC micro in five minutes



- ARIES-B20 -

Features

- ★ Adds 20K of useable RAM to your BBC Micro
- ★ Run programs up to 28K long in ANY SCREEN MODE
- ★ Extra memory can be used directly from BASIC 1 and II, VIEW 1.4, FORTH, LISP, and many other existing programs
- ★ ARIES-B20 is compatible with all correctly written BBC Micro software, on cassette, disc, sideways ROM or cartridge
- ★ Don't be deceived: this product is unique - no other expansion unit has these capabilities
- ★ Complete compatibility - ARIES-B20 uses only documented MOS facilities
- ★ Fitted in 5 minutes using only a screwdriver
- ★ Simply plugs in inside the case
- ★ No soldering or cutting
- ★ (Unlike some add-on products) will cause no damage to your

- BBC Micro - can be removed at any time
- ★ Incredibly simple to use
- ★ Patent applied for
- ★ Designed in Cambridge by BBC Micro experts
- ★ Top quality manufacture
- ★ Unquestionably the most important add-on ever produced for the BBC Micro
- ★ Top software houses are racing to produce the "super-programs" made possible by the extra capacity
- ★ 1 year guarantee.
- ★ Available mail-order only
- ★ Official purchase orders accepted from bona-fide educational establishments, all other trade cash-with-order

- ★ Price £99.95 including post, packing and VAT
- ★ If not completely satisfied with your purchase, we will refund your money in full providing you return the ARIES-B20 in good condition in its original packaging within 14 days

Machine requirements:

- ★ BBC Micro model B
- ★ MOS 1.2 or later
- ★ Plugs into CPU socket and 1 sideways ROM socket

Also available IEEE-488 interface.
Coming soon: Compatible ROM expansion board.

How to Order:

Send cheque or postal order made payable to: Cambridge Computer Consultants Ltd and forward to:
Cambridge Computer Consultants Ltd, FREEPOST, Cambridge CB1 1BR.
Telephone Cambridge 0223- 210677

Please send me (Qty).....ARIES-B20(s) at £99.95 (incl. p.p. & VAT)
I enclose a cheque/postal order made payable to
Cambridge Computer Consultants Ltd for £.....
Signed

Name (block letters)

Address

..... Post Code

AD184

Cambridge Computer Consultants Ltd, FREEPOST Cambridge CB1 1BR
Telephone Cambridge 0223-210677

WHERE TO PUT MACHINE CODE

MANY people are still unclear about how to store machine code after assembly on the BBC micro and the Electron. There are six main ways: four of them use areas above the Basic program that assembles the machine code; the other two use areas below Basic.

Putting the code above Basic

P%=TOP+1000 TOP gives the next free location above the Basic text, so by adding 1000 to it we leave space for any dynamic variables used in the program, and assemble the code above that.

LOMEM=LOMEM+250 LOMEM controls the position of the first dynamic variable. By setting it 250 above its default value (which is TOP) we reserve 250 bytes for our machine code program. It is important, however, to execute this statement before any reference to a dynamic variable.

DIM P% 250 This reserves the next 250 bytes in the free area above the Basic text and any dynamic variables used, and automatically sets P% equal to the address of the first location in this reserved block.

HIMEM=HIMEM-250 This reserves the 'top' 250 bytes below screen memory. It should be the first statement in the program and there should be no mode changes from a mode requiring less memory to a mode requiring more (eg, Mode 4 to Mode 0).

Putting the code below Basic

PAGE=PAGE+256 This instruction must be performed *before* loading the Basic program. You can then set P%=PAGE-256 within that program.

Ian Birnbaum looks at storage options above and below Basic and considers advanced use of the OPT command

Using memory below &E00 The locations &900 to &AFF are used by the cassette system with OPENUP, OPENIN and OPENOUT commands, but not when loading and saving programs. These are also used by the RS423 port, and &9C0 to &9FF are additionally used by the speech synthesis system. Thus, &900 to &AFF may be safe areas in certain circumstances, especially when using discs.

&C00 to &CFF are reserved for user-defined graphics, so if you do not intend to use these in a particular case your machine code can be stored there.

&D01 to &DFF are safe locations only if you are not using discs and do not have sideways ROMs (eg, BCPL) fitted. With BCPL, &D90 onwards may be unreliable. &D00 itself is always unsafe with series 1 OS and above (and this includes the Electron), since 64 is always deposited there on break.

Most other locations should not generally be used for the storage of machine code programs, unless you are prepared to take great care.

As a general rule, DIM P% 250 is to be preferred, except when stand-alone machine code programs are required. In this case, using &C00 onwards is probably

best (or &900 onwards if more than 256 bytes of storage are required).

Advanced use of OPT

You may want to use your BBC micro (or even your Electron) as a development machine to produce machine code programs which you want to put on EPROMs.

To do this you will need an EPROM programmer add-on. But this won't be enough. You will want your programs on EPROM to occupy memory locations above &8000, the usual ROM and EPROM locations. However, there is usually no RAM in this area, so how do you write code which uses the correct addresses?

The answer is to use OPT4 to OPT7. These are the equivalents of OPT0 to OPT3, except that you now have two assembly location variables at your disposal. P% is still the program counter, but O% is now also available: O% indicates where the assembled machine code will *physically* go in your computer. Hence you can set P% above &8000 with O% at a usual RAM location.

As an example, type in listing 1 and run it. You should obtain the display in figure 1. Note that all addresses refer to &9000 onwards, the initial value of P%, and in particular that BACK is &9002.

Nevertheless, running the one-liner in figure 2 will prove that the machine code is physically stored in START onwards, START being an address just above the Basic text, and certainly in RAM. Thus we can store the code in RAM while referring throughout the address locations in ROM—precisely what we require for our EPROM development work!

```
>FOR I%=0 TO 8:PRINT~START?I%:NEXT
```

```
A5
```

```
70
```

```
69
```

```
5
```

```
C9
```

```
C8
```

```
90
```

```
FA
```

```
60
```

```
9000
```

```
9000 A5 70
```

```
9002
```

```
9002 69 05
```

```
9004 C9 C8
```

```
9006 90 FA
```

```
9008 60
```

```
OPT7
```

```
LDA NUM
```

```
.BACK
```

```
ADC #5
```

```
CMP #200
```

```
BCC BACK
```

```
RTS
```

Figure 2. Machine code stored in RAM

Figure 1. Display from listing 1

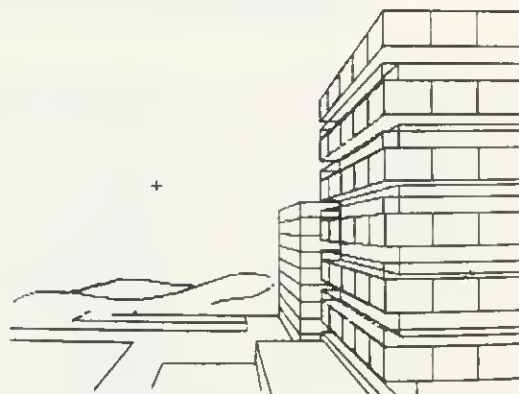
```
10NUM=&70: DIM START 50
20P%=&9000: O%=START
30[OPT7
40LDA NUM
50. BACK
60ADC #5
70CMP #200
80BCC BACK
90RTS: J
```

Listing 1. O% indicates where the assembled machine code will physically go

Draw with the BBC micro and show the true potential of your machine


Fill shapes in one of 23 colours (Mode I)
 Draw points, lines, rectangles, ellipses and circles
 Smooth curves
 Wire frame diagrams
 Hidden line removal
 Draw in perspective
 Measure scaled distances
 Ekta sketch lines, Half tone facility
 Mirror images
 Repeat images, SS, enlarged, reduced, stretched
 Actual colour displayed
 Store up to 10 ellipses or circles in memory
 Redraw any one of these at cursor position
 Change any actual colour for one of 8 others
 Clear screen, load screen, save screen
 Print characters or numbers at any pixel point
 Error messages for incorrect input
 Fully comprehensive manual

356 496 • □ ••• 3



This programme has been purpose designed by professional Graphic Designers for simplicity and ease of use, and is undoubtedly the most versatile drawing programme on the market at this time. There is no need to input any numerical data, as all judgements are made visually. The BBC Micro is the finest drawing machine in its price range. Find out what it can do.

The A.B. Designs drawing programme costs only £35 for over 70 functions (Model B). New AB2 Program, available on disc (price £60.50) and cassette (price £50.50). When ordering send Cheque/PO and include 50p for P&P. Please include phone no. with all correspondence. For further information send SAE and phone no. to A.B. Designs, 81 Sutton Common Road, Sutton, Surrey. 01-644 6643 (closed all day Thursday).



Keeping in touch with the changing methods in education is a must for any progressive teacher. And that means knowing about computers. And that means knowing about Acorn Computers – the leading manufacturer of computers in use in schools today.

The Acorn Education Exhibition gives you a unique opportunity to get right up to date with all the latest developments in hardware, software peripherals and services. Over 60 leading suppliers of Acorn related products will be there, as well as Acorn themselves.

This is an ideal opportunity to listen to informative talks, try out systems, watch demonstrations and collect literature away from the interruptions of students.

The Central Hall, Westminster is in Victoria Street, almost opposite Westminster Abbey, one minute from Parliament Square.

Buses: 11, 24, 29, 70, 76 and 88
 Mainline: Waterloo, Charing X and Victoria
 Underground: St. James Park, Victoria
 Parking: NCP, Abingdon Street.

Admission is by ticket only and is limited to educationalists over 18. Every educational establishment in the country is being mailed with tickets, but if you would like more just write to: Ticket Office, Computer Marketplace (Exhibitions) Ltd., 20, Orange Street, London WC2H 7ED, stating your requirements.



ACORN EDUCATION EXHIBITION

Central Hall, Westminster
 London S.W.1.

Wednesday January 25th 10 a.m.-6 p.m.
 Thursday January 26th 10 a.m.-8 p.m.
 Friday January 27th 10 a.m.-5 p.m.

to Computer Marketplace (Exhibitions) Ltd,
 20 Orange Street, London WC2H 7ED

Please send me _____ tickets for the
ACORN EDUCATION EXHIBITION.

NAME _____

ESTABLISHMENT _____

ADDRESS _____

POSTCODE _____ AU.1

**BBC
32K**

**AS SEEN
ON TV**

FINANCIAL GAMES

'Three great games, enjoyed by thousands of BBC owners throughout the world'

Join them – don't delay order today.

GREAT BRITAIN LIMITED – £5.95

Ever thought you could run the country better?

Here is your chance!

As Prime Minister and Chancellor (of the party of your choice), you have to guide the country through its social and economic ills for 5 years, then put yourself up for re-election.

"Great Britain Ltd is easily as exciting and certainly more satisfying than any game of space invaders" – Micro User.

"A must for all budding politicians" – Computer Answers.

"Thoroughly enjoyable and worthwhile decision making activity and as such can be thoroughly recommended" – Educational Computing.

"Highly enjoyable" – Acorn User.

"A dream for Megalomaniacs" – Micro Update.

INHERITANCE – £5.95

Have you ever wondered what you'd do if you came into some money? Would you be able to invest it and watch it grow, or maybe start a small business and become a millionaire. With Inheritance you have the chance to find out.

"A great game, really two games for the price of one" – Micro User.

"Well presented and good value for money" – Personal Computer World.

WORLD TRAVEL GAME – £6.95

A game for 1 or 2 players. Rush around the world collecting souvenirs. Keep your head and try to avoid Hijacks, Strikes, Thieves, Cash shortages, Bankruptcies, Bad Weather etc.

"Exciting, competitive and even educational – not to be missed"

**ALL THREE GAMES NOW AVAILABLE IN A SPECIAL PRESENTATION
PACK – AN IDEAL GIFT**

£17.95 complete

Available from your local computer shop or by 24hr despatch from:-

SIMON W. HESSEL SOFTWARE

(Dept. a), 15 Lytham Court, Sunninghill, Berkshire.

Telephone: Ascot 25179

Please add 30p P&P on orders for single games – UNLIMITED GUARANTEE.

Dealers – Reserve your Christmas stocks NOW.

Schools and Education Authorities – special deals on multiple orders.

Charles Bake recounts his exploits with Roman togas and five-line programs

DATA IN ROME

IN APRIL's *Acorn User* I described how two programs, *Animal* and *Explore*, were used with a class of vertically-grouped lower junior children. But apart from using the available software I also wanted to show the children how a micro could be an extremely useful tool and in particular how it could sort information rapidly. I looked at the *Factfile* program supplied as part of the MEP software package for schools but did not think it would suit my purposes. It was not a particularly powerful handler of data – 10 headings would allow for just 25 children per file and I wanted to expand my files to include the children in other classes – and, more important, it reinforced the 'black box' image of the micro. I wanted to find a way of showing what the computer was up to which would allow the children to discover that if inaccurate data were stored or if a query were not precise then the resulting answer might well not be what was wanted.

Fortunately, I had not only read an article about data handling by Frank Gregory in the *Micro Primer* reader, but had also heard him speak on the subject. Briefly, for those who do not know of his work, he describes how he used a six-line Basic program with middle school children to classify data – in this case data about an imaginary crime. In addition to this, he had also used punched cards to demonstrate how children could sort data and so check the answers given by the computer. His work was the inspiration I was looking for. His article explores the classroom possibilities of data handling in far greater depth.

This seemed an exciting idea, but I was unsure how eight and nine-year-old children would cope, so I decided to limit my experiment to the children in my class rather than start amassing data about the



Figure 1. Celia's fact card. Each child picked a Roman name and decided on their characteristics. Hence, Celia had brown hair, drove a chariot, had a scar and was seen at the Forum

whole school. At the time we were engaged on a topic about the Romans and had begun to deal with the career of Julius Caesar. His ultimate assassination seemed an ideal subject on which to try out Frank Gregory's ideas.

Each child in the class picked a Roman name: Publius, Helena, Billius and the like. Then we discussed what sorts of informa-

tion would have been useful to the Roman authorities following Caesar's murder in their search for the culprits (we imagined that the real villains were not Brutus and Cassius after all but as yet unidentified Romans). Various ideas were forwarded and after further discussion a final list of fields, or questions, was agreed upon:

- A was the assassin a man?
- B was he/she tall?
- C did he/she have brown hair?
- D did he/she drive a chariot?
- E was he/she wearing a red toga?
- F did he/she have a gold brooch?
- G was he/she carrying a sword?
- H did he/she bear a scar?
- I or a tattoo (!)?
- J and was he/she seen at the Forum on the Ides of March?

Shorthand versions of these questions were written on punched cards and each child thought what characteristics its Roman *alter ego* would possess. The children then cut away the holes on the cards which referred to those questions to which they would answer 'yes'. (Celia's card is shown in figure 1.)

Celia's card shows she is:

- not a man (the hole left intact indicates 'no'),
- not tall,
- has brown hair (the slit cut away indicates 'yes'),
- drives a chariot,
- was not wearing a red toga,
- was not wearing a gold brooch,
- was not carrying a sword,
- did have a scar,
- did not bear a tattoo,
- was seen at the Forum.

I then explained to the class how punched

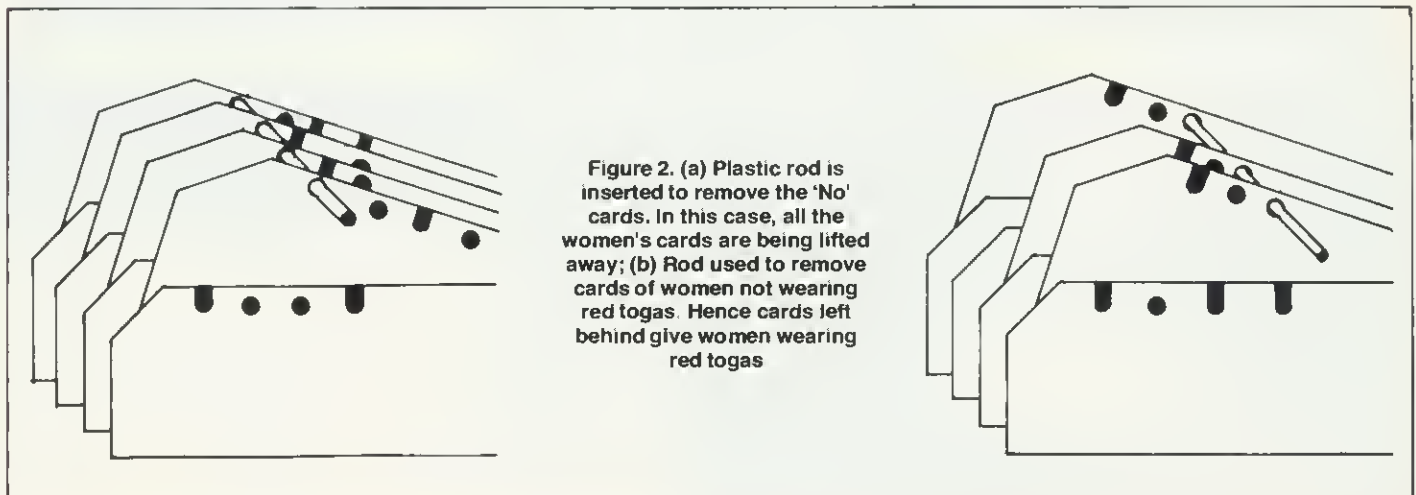


Figure 2. (a) Plastic rod is inserted to remove the 'No' cards. In this case, all the women's cards are being lifted away; (b) Rod used to remove cards of women not wearing red togas. Hence cards left behind give women wearing red togas

- The complete AMS disc drive package, tailored to your BBC micro, is compatible with all disc interfaces and includes cables, a comprehensive manual and utilities on disc and EPROM. Housed in a steel case, matching the BBC micro, these reliable and robust Hitachi 3" disc drives are the ultimate for home, office and classroom.
- The 3" disc is totally enclosed in rigid plastic and a unique automatic steel shutter protects the delicate disc surface from dust and finger marks. For the first time discs can be used in industrial, educational and commercial environments without the worry of corrupting precious programs and data.
- The disc is "flippable" like a cassette tape and has a storage capacity of 100K on each side in single density mode (twice as much when used with a double density interface). A neat plastic switch can be flicked back and forth to write-protect valuable discs.

- The AMS disc drives are completely hardware and software compatible with 5¼" drives which can be used in parallel so allowing easy transfer of software. Consequently the 3" drives will operate with all the standard floppy disc interfaces. They take their power from the outlet provided by the BBC micro - there's no onboard power supply to corrupt data.
- The AMS package includes utilities on both a disc and an EPROM for formatting and verifying discs. The EPROM, which is easily fitted, offers a simple to use and permanent alternative to using the utilities disc.
- The impressively engineered Hitachi 3" drives feature an eject button allowing single handed operation, a multi-colour LED indicating the disc side in use, and a brushless direct-drive motor for reliable operation. The super fast track-to-track access time of 3ms is at the forefront of disc drive technology. The longest of programs are loaded in a flash.

Advance with AMS

3" Disc Drives - The Ultimate Choice

Single 100K - £225
 Double 200K - £399
 includes VAT and delivery
 to your door



Reliable delivery

If not available from your local dealer fill in the coupon below - we will post it to you with all the no-nonsense money-back guarantee.
 Advanced Memory Systems Ltd, Green Lane, Warrington, Cheshire WA4 5NG.
 Tel: 0925 715 909
 24 HOURS 62732

TO: Advanced Memory Systems, Ltd, Woodside Technology Centre, Green Lane, Appleton, Warrington, Cheshire WA4 5NG.

Please send me by door-to-door courier:

- Dry AMS-3 (S) single disc drive all inclusive package at £225 each
- Dry AMS-3 (T) twin disc drives all inclusive package at £399 each with two free discs.

Prices include EPROM, utility disc, cables, manual, VAT and delivery.

Please send me by post, if not with drives:

- Dry double sided (100K x 2) discs at £4.95 each.
- Dry packs of five at £22.50 per pack

I enclose a cheque for £ or debit my credit card



No. _____

Name _____

Address _____

Post Code _____ Tel No _____

Signature _____ Date _____

Please allow up to 28 days for delivery.

Hitachi - in a word reliability

```

5 CLS
10 FOR suspect=1 TO 23
20 READ names$,A,B,C,D,E,F,G,H,I,J
30 IF A=1 AND C=0 THEN PRINT name$
40 NEXT suspect
50 DATA Celia,0,0,1,1,0,0,0,1,0,1
60 DATA Tiberius,1,0,0,0,1,1,1,0,1,1
70 DATA Marcus,1,1,1,0,0,1,1,1,0,0

```

Listing 1. Simple five-line program (followed by data for each child)

cards could be used to sift through information about the possible 'suspects' and we tried several trial sorts to see how the system worked. For example, to find out which 'Roman women' were wearing red togas it was necessary first of all to sort out those cards which referred to women. A plastic rod was inserted through the holes and slits of Question A and the 'No' cards we wanted lifted away (figure 2a).

This operation was then repeated for Question E and this time the 'Yes' cards required were left behind by the sort (figure 2b).

The next step was to introduce the children to the data handling program they would be using (listing 1). It was not easy to do this without falling in to computer jargon but I persevered and the children began to see that altering line 30 would get the micro to look for different bits of information in much the same way that inserting plastic needles through the punched cards at various places would elicit different names.

For example, if line 30 reads:

```
IF A=1 AND C=1 THEN PRINT name$
```

then the identities of those Roman men

with brown hair would be revealed. Similarly, if line 30 were changed to

```
IF A=0 AND G=1 AND H=1 THEN PRINT
names$
```

then the computer would look for women carrying a sword and bearing a scar.

Each child then typed in its own line of data – not easy for lower junior children when the slightest error in syntax would make the program crash. Nevertheless, they checked their own work and that of their friends and, after a couple of hours, all the lines of data had been incorporated into the program. This was then saved on tape.

I now took on the role of Roman 'Dungeon Master'. I had decided that there would be two murderers and had used the punched cards myself to discover what information I would have to reveal to the class so that just two names would be left. Over the next few days I gave clues as to the assassins' identity.

I did not do this openly but made a game of it by hiding information round the class. So the children would come across a scrawled note Sellotaped to a plastic tray or pinned to a display board informing

them that 'The man had a tattoo ... from a witness'. Other work would stop and this new information added to that already known. The punched cards would be used to see which suspects had now been eliminated and, as soon as the micro was available, the program was used to check. Sometimes we worked the other way round, using the micro first before resorting to the cards. Progress of the 'investigation' was recorded by the children in the form of Roman newspapers. These contained imagined interviews with witnesses, pleas for help and witnesses from the Roman authorities and news of the latest discoveries. Eventually the culprits, Livia and Bililius, were unmasked.

We are now engaged in a larger project involving sorting data about houses in our local area (see December's *Acorn User*). Interest has spread among the staff and I hope to involve all five lower school classes in the work.

My first experience with simple data handling had been a great success: 'When are we going to do it again?' asked the children. And 'Can you be the one that gets killed this time?' – and I thought they liked me!

RALLY TIME

MAPS and time are the two disparate subjects covered by Bourne in two new programs. The first uses a car rally as the excuse for learning about co-ordinates and compass bearings; the second teaches telling the time and follows on from an earlier program.

Map Rally is aimed at 7- to 13-year-olds, and includes a printer option. The child has to find a series of hidden checkpoints against the clock, or an opponent.

Timeman Two is for 4- to 10-year-olds and covers six options for telling or setting minutes to the hour, and the 24-hour clock.

Map Rally and *Timeman Two* each cost £7.80, or £9.55 for discs (plus VAT).

MAP RALLY
Understanding co-ordinates and compass directions.
For the BBC Microcomputer

TIMEMAN TWO
Further understanding of time
including the 24 hour clock.
For the BBC Microcomputer

Bourne Educational Software
Distributed by ACORN SOFTWARE

Bourne Educational Software
Distributed by ACORN SOFTWARE

PENGO

© H.SOFT



PENGO

One of the most sophisticated full colour, 100% machine code game software. This arcade game will give hours of fun. You (Pengo) are being harassed by the devouring Snobeas (Snow Beasties) whose diet is the Ice-cubes and an occasional juicy Pengo! Your only means of survival is to hurl the Ice-cubes at the marauding snobeas and crush them into the snow. Beware, as you crush them to death the remaining snobeas turn even more vicious. Each act will bring a new species, even more aggressive!! All is not lost: Bonus points are won by lining up the three Indestructable DIAMOND cubes. Progressive levels of difficulty. Bonus Pengo at 30K points. A MUST for all BBC Micro owners.

Only £7.75 + VAT, add 75p P&P



Watford Electronics

Distributors of Electronic Components, Micro Computers & Peripherals.



Dealer enquiries welcome

Cardiff Road, Watford, Herts. England. Telephone (0923) 40588 Telex: 8956095 WAELEC

Robin Ward examines the OU's awareness pack, and gives her opinions

TECHNOLOGY IN CONTEXT

Micros in Schools: an awareness pack for teachers (BBC micro edition P540, £20), Micros in Schools Project, The Open University, Walton Hall, Milton Keynes, MK7 6AA


THE Open University has produced a series of awareness packs designed to help teachers to understand, with practical experience, the use of micros in schools. The project is funded by the Microelectronics Programme (MEP) and the packs are available in five editions to cover machines commonly used in schools. All booklets are easy to read, with a clear, simple style.

The BBC model B pack consists of a Study Book, a Case Studies Book, a Project Book and four cassettes of useful and interesting software.

The Study Book is designed for individual users or groups. The suggested study sequence is flexible enough to allow much individual choice and the integration of other materials into the programme is possible. Unlike the other two books, it is specific to the BBC micro.

By following the instructions for setting up and running a micro, the novice should soon become competent. Suggestions for loading and running programs and a troubleshooting guide for error messages are helpful and easily understood.

The Case Studies Book covers 13 pro-



Study Book – one of three books and four tapes in the awareness pack

grams on a variety of topics in the humanities, sciences, arts and mathematics. Teachers will find a comprehensive and useful coverage which should illustrate the ways they can use micros to improve the learning experiences of the pupils. Each case study is well set out and follows the

same structural pattern – an introduction, how the micro was used and a critique by the teacher. The programs are well chosen and cover a number of subject areas, some not ordinarily connected with the use of micros. The 'details' which are included in each case study are important, as further information such as worksheets or instruction sheets can be obtained from the teachers who produced them.

The Project Book covers precise instructions for the four programs on the cassettes. Eureka (see *Acorn User*, March p48), Turtle (a Logo program), Interest/Tele2 (illustrates how a program works), and Service (shopping simulations) are presented in a detailed and graphic fashion. There are various levels of difficulty in these programs and the most complex, Service, includes games, worksheets and ideas for additional activities.

The roles of simulations in different disciplines are described in the Project Book and should help to stimulate interest in many areas. There is also a glossary.

The examples given for most subjects are easy to understand and teachers will be quite excited by what is available to them. The pack is suitable for both primary and secondary school teachers as the material covers a wide range. Technology is very important and computers should not be seen only in information technology classes or in computer studies. Students need to be shown as wide an area as possible so they can see the relevance of technology in their everyday lives.

● Mrs Robin Ward is assistant director of the IT Project at the Davidson Centre in Croydon, London.

Project 1

EUREKA – elementary graph interpretation

This activity is based upon a computer program called EUREKA, a classroom aid for teaching mathematics which was designed for the 'Integrating Teaching with the Microcomputer' project group by Richard Phillips, Hugh Burkhall and Malcolm Swan of the Shell Centre for Mathematical Education, Nottingham. *Eureka* is published by Longman with two similar programs under the general title *Storage*. EUREKA is intended principally to be used as part of a lesson, rather than for children working on their own.

1 If you are starting again, having switched your microcomputer, then you must look again at the 'setting up and running a microcomputer' activity in the Study Book 2. You will find the EUREKA program on disk 2.

6 When the volume is set, press the **SPACE** key at the top right hand end of the keyboard. You should be back to the first message shown when the computer is switched on – now minus the 'JK', as shown in Figure 16. If you have used the WELCOME tape, rewind it and eject it from the machine.

Remind the computer that it must use your cassette player as its secondary memory. Type **SECONDARY** using the **RIGHT** key to get the *****.

Check that you have got exactly the same spelling as shown in Figure 17. (Don't forget that you can use the **DELETE** key to erase typing mistakes.) When the screen looks like Figure 17, press the **RETURN** key.

Find the cassette containing the program EUREKA, included with this pack, which is used for Project 1 in the Project Book. Insert it in your cassette player and rewind it to the start.

Enter the screen looks like Figure 18, and then press the **RETURN** key, followed by the **PLAY** button on your cassette.

You will see Figure 19, followed by Figure 20 and then the program EUREKA will begin automatically.

Stop the tape, rewind it, and put it back in its box. (The program is now loaded into the computer's main memory. You will only need the tape again if you have to repeat the loading process for some reason.)

12 In order to 'tag' your stored programs, you should press **Q**. When you do **Q** you should see the familiar 'Are you sure' message. Press **Y** and you should see the list as shown in Figure 25 opposite.

If you now press **Q**, you should see the list in Figure 26. To continue to explore **TURTLE**, press **RETURN**.

Try creating a **HEXAGON** program, as in Figure 37, using only three steps (**MOVE**, **TURN**, and **DO** again). When you have done that, you can then try to draw the pattern shown in Figure 38 which can also be done in three steps!

The steps involved in the program to draw Figure 38 are:

1. **HEXAGON** obtained by pressing **Q** if you succeed in defining **HEXAGON**. Turn off Do 1.2 five times again.

The **SPACE** key puts the microcomputer back virtually to the state when it is first switched on. You may read elsewhere that it is possible to recover the program you are running at the time **SPACE** is pressed by typing in **RECOVER**. Unfortunately, this is not the case with the programs used in this Awareness Pack. If you press the **SPACE** key, you will need to reload the program from cassette as shown in step 7 below.

With upgraded machines (see step 4, right-hand column), the program EUREKA is too big to fit into the available space on the main memory (the RAM part – see page 14). We have designed an additional program to tell the computer how to regain space in the main memory that has been reserved for the upgrading. This is what happens in the first phase of loading. The main program is then loaded into the memory in phase two. All of the programs for this pack except **TELE2**, will work in the same way.

Don't worry if your computer has not been upgraded – for example by fitting a disk or **KC80NET** interface – your program will run just the same!

Should you need to repeat step 7 for any reason, you must first completely rewind the tape.

It is a good idea to get into the habit of rewinding a tape and putting it away as soon as a program has loaded. It can save a tape from accidental damage.

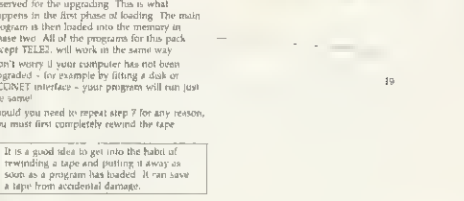
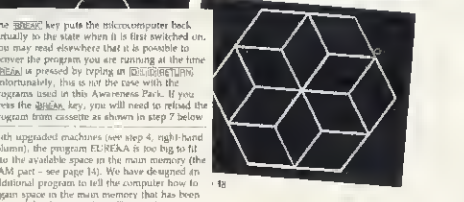



Figure 21: Phase two of the loading operation

Sample pages from the three manuals




Software News



INNOVATIVE
BBC SOFTWARE

from the professionals

MAXI-GRAPH

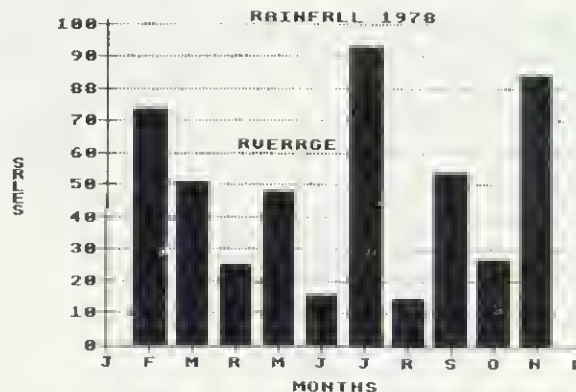
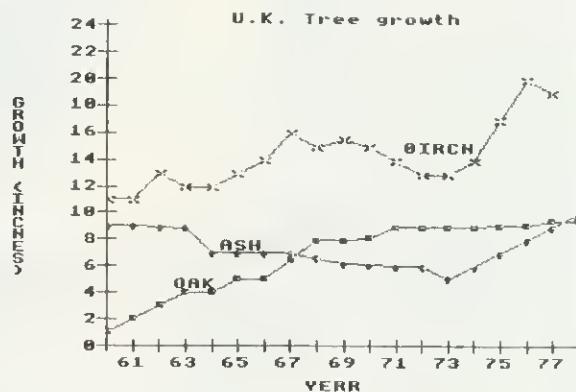


Maxi-Graph is a graph drawing program for the BBC Model B which features not only extreme ease of use, but also sophisticated graph drawing facilities. Both the curve and the background colours can be individually set and, as can be seen from the illustrations, up to three curves can be drawn on the same graph. As you can also see, bar graphs are available, in addition to curves. The latter can be linked or unlinked. Background grids may be displayed or not (they are not, in the tree growth graph). The starting point of the graph need not be in the bottom left hand corner and magnification of sections of the graph may be carried out, by restricting the plot range to a certain section of it.

Data may be saved to disk and loaded from disk. Three types of graph labels may be defined on the X axis. The first is monthly, the second is yearly and the third is a numerical general purpose definition.

Maxi-Graph is disk orientated, it is not available for tape, and gives an excellent graph representation. As can be seen by the illustrations, the graph which the user constructs can be sent to the printer, in addition to the screen. It should be compatible with most dot addressable printers and has been tested, and is guaranteed, with Epson MX80 Model III, FX80, RX80; Star 510/525; Seikosha GP100A or GP80A.

Maxi-Graph (Disk) £14.00 plus VAT £16.10
Plus 75p P & P



TEL: [0424] 220391/223636

MOLIMERX™ LTD
A J HARDING (MOLIMERX)

TELEX 86736 SOTEX G

1 BUCKHURST ROAD, TOWN HALL SQUARE, BEXHILL-ON-SEA, EAST SUSSEX.

SOFTWARE CATALOGUE ——— A4 size stamped addressed envelope for 17p.

BUDGET DAISYWHEEL

At £350, the Juki 6100 is well priced for business and home, says George Hill

THE Juki 6100 is the first reasonably priced daisywheel printer I have come across. Imported and distributed through Micro Peripherals, it sells for around £350, which brings it within the home computer user's budget and makes it a contender as a low-cost business printer.

A daisywheel printer has a printer mechanism with many moving parts, each of which has further to travel than those of a dot-matrix printer before a letter is printed (details of the process were covered in the March issue in the first of my printer articles). The result is that daisywheels tend to be bulky, noisy and slow, but these disadvantages are offset by the fact that they produce print of the highest quality, not quite matching up to a printing press but certainly as good as that of the best electric typewriter.

How does the Juki measure up to other daisywheels and to dot-matrix printers in its price range?

On first handling it you are struck by its weight – at 12.5kg it is certainly not to be put on a card table. It is also large, having a 13in carriage, which enables it to handle A4-size paper sideways if required. Thus tables of results or other data can be printed legibly, unrestricted by the limitations of an 80-character line. It takes up a lot of space, however, and requires a large desk or a separate printer station.

It has a Centronics parallel interface, which connects via a standard cable (not supplied with my printer) to the printer socket under the Beeb. An RS232C interface (compatible with the Beeb's RS423) is available as an optional extra.

The speed is an unremarkable 18 characters per second, to some extent compensated for by the rapid linefeed ('bi-directional, logic seeking, etc – which means that it prints more or less continuously with the carriage moving in either direction). It is still slow compared with even a moderate-speed dot-matrix. It takes about 3½ minutes to print a full page, though it would be quicker for program listings.

The print quality is superb. Obviously the style depends on the daisywheel in use, but I found the Courier 10 wheel supplied very much to my taste. Even the best dot-matrix printers cannot compare, and if your principal need is to impress clients with beautifully printed letters the daisywheel mechanism is unrivalled.

The Juki 6100 is friction-feed only. This means that it is at its best dealing with rolls or cut sheets of paper. I could find no reference to a roll-holder or cut-sheet feeder in the manual. Either would be an expensive extra but probably necessary to

translate this into a satisfactory business machine. You have to feed the paper manually, or if you're using fanfold paper continually adjust it as it creeps across the roller.

The printer makes a lot of clattering and whirring noises while printing, and there is a continuous soft high-pitched whine which might get on your nerves in a quiet office. It is quiet by daisywheel standards though.

An impressive set of features are built in, though some of these are not very convenient to use – they seem to derive from a typewriter ancestry, when a printer had a keyboard attached.

They include proportional spacing, horizontal and vertical tab, underlining, bold printing (or bolt printing, as the manual has it), shadow (double-strike) printing, setting of left and right margins, super and subscript, variable character spacing and line-feed, an international character set selection (if you use Juki daisywheels), and a graphics facility.

The proportional spacing mode enables the narrow letters to take up less space than the wide, in the manner of handwriting. This type of printing has been available only on the more expensive daisywheels until recently. It is excellent on the Juki, though it must be cancelled if lists are to be printed, otherwise they won't align.

Emphasised modes of type are set and cancelled by simple escape sequences. The bold type isn't bold enough to be noticeable, and I had trouble with the shadow sequence, which failed to cancel on some occasions. The super and subscripts are also simple, the paper being fed half a line up or down in response to ESC U and ESC D.

The horizontal tab and the left and right margin settings are somewhat idiosyncratic, apparently deriving from a printer with a keyboard attached, and are set at the present carriage position by sending ESC 1. This is difficult to accomplish as the carriage can be moved only with the printer enabled, and then the escape sequence must be sent without being printed. The awkwardness of these settings led me to write program 4 which allows you to set the horizontal tab positions before starting work.

You can move the carriage directly to a

fixed position along the line, which is more useful. This is done by sending ESC CHR\$9 n (where n is the number of the position to move to).

I'm sure someone will tell me why there are complex vertical tabbing arrangements on all printers, but I have yet to discover a use for them, and there is no way to demonstrate them in a magazine article.

The graphics facility is really an extension of total carriage control. The carriage can be stepped horizontally and vertically in steps of 1/60 and 1/48 of an inch respectively, and any character can be printed at any point. I have used the facility to write a graphics dump made up of dots printed from the full stop. Other characters could be used to produce shading and other interesting effects. I shudder to think what the long-term stress on these over-used spokes of the wheel would be, and wheels are expensive to replace.

A note in the front of the manual says that this glossy booklet is only a temporary issue. It was quite clear, despite being obviously a translation from the inscrutable (for instance, item 6 is 'Setting a Paper on the Printer'). It suffers from a complete lack of programs and I hope that mine will help you.

You will notice that I still work in VDU1 terms for all escape sequences. I still find it safest. The use of VDU21 or *FX3,10 still generates results I don't expect.

The sample printout (figure 1) demonstrates the facilities available.

Program 1 is for users of Wordwise, and sets the function keys as stated in the REMs. The strip down the edge of the page (figure 2) can be inserted under the perspex cover over your normal Wordwise strip. The keys operate when SHIFT and CTRL are held down and the function key pressed.

Program 2 is a fun program which converts the Beeb/printer combination into an advanced typewriter. The function keys have actions similar to those in program 1, though the sub- and superscripts apply to individual characters rather than to strings. The main program could apply to any printer, with slight modifications according to the linefeed/carriage return arrangements.

Program 3 is the graphics dump, a simple on/off dump that has been used to print the mode 5 monochrome picture illustrated in figure 3.

My overall impression of the Juki 6100 was of a very well engineered product which requires more thought to make it user-friendly. It produces beautiful printed output, though.

YOUR MICRO COULD TEACH YOU A THING OR TWO ABOUT THE FRENCH... ...OR THE GERMANS...OR THE SPANISH

A home computer is an expensive toy; and, if playing games is all you do with it, a toy is all it is.

Now, using the New Personal Computer Superlearning System (PCSS) you can have fun with your micro and learn something at the same time.

PCSS language courses comprise 12 lessons on 3 audio cassettes used in conjunction with a fourth software cassette, to add a new dimension to learning.

Initially the software package enables you to see the words you're learning; then, as your vocabulary develops, it will test your skill in your new language.

Anyone can learn this way - no previous knowledge of the language is required. The unique PCSS method develops your overall learning and memory skills in a way that's both relaxing and enjoyable.

Each PCSS language pack - French, German or Spanish - contains a comprehensive booklet detailing

the 12 audio lessons and the function of the interactive software. Additionally the booklet expands on the broader benefits of the PCSS method.

At only £29.95 per pack PCSS costs less than other home language courses yet it offers much more in terms of education and enjoyment.

Complete the coupon below and try PCSS for yourself - you'll be amazed what your micro can teach you.

MDA

COMPUTERISED EDUCATION SYSTEMS

(PCSS software is compatible with the ZX81 (16K), ZX Spectrum, BBC Micro, Acorn Electron Micros.)

Each pack comes with a full money back guarantee if not completely satisfied.

Send your cheque or Postal Order for £29.95 made payable to:
**MOA Modon Associates Limited, 561 Upper Richmond Road West,
London SW14 7EO. (ZX81 users £26.95)**
or, alternatively phone Teledata 01 200 0200 now, lines open 24 hours
and quote your Visa, Diners Club, Access or American Express number.
Tick which Audio/software package you require. (Prices include VAT.
Add £1.45 for postage and packing on each order.)

Please supply the following Audio/software Packages

FRENCH GERMAN SPANISH

Name: _____

Address: _____

Machine Type: _____ Memory Size: _____

HARRIS McCUTCHEON SYSTEMS

are pleased to release

HMS HOME ACCOUNTS	£28.75
HMS VAT TRADER'S LEDGER	£21.50
HMS BASIC ENVIRONMENT	£14.50

to BBC Microcomputer users with a minimum configuration of 1 x 40 track single sided disc and a 8" 132-column (condensed mode) printer, to a maximum configuration of 2 x 80 track double sided disc and a 15" printer. The programs allow user allocation of each file between *DRIVE 0, 1, 2 or 3, thus making full use of the disc space available.

All our products work ONLY on disc systems !!! When did you last have four data channels open simultaneously ??? By popular demand we bring you

HMS VAT TRADER'S LEDGER

Are you AFRAID of your VAT return ??? Buy **HMS VAT TRADER'S LEDGER** and fear no more !!! Better than a full-time accountant in your wardrobe !!!

HMS HOME ACCOUNTS

Does your **BANK MANAGER** send shivers down your spine ??? Do you stop answering the phone in case it is a debt collector on the other end ??? Spend £28.75 on **HMS HOME ACCOUNTS** and bring bankruptcy a little closer still !!!

HMS BASIC ENVIRONMENT

Can't read your own **BASIC** programs ??? Write them with l-o-n-g-e-r variable names (and some of our code procedures) and see what improvements can be yours !!! Be the envy of your local user group !!! THEY may be good at copying tapes, but YOU can write your own systems and UNDERSTAND them !!!

Why bother having a disc drive if you don't do things the cassette wallahs CAN'T DO AT ALL ??? Show off in style !!!

The disc, manual and information contained are sold under license subject to the condition that they are for single user single site application by or on behalf of the purchaser, are not for resale in whole or in part either as originals or copies, and may not be supplied to a third party as part of a package or used as part of a package supplied by a third party to the purchaser, without the written consent of the copyright holders. Damages will be claimed where this occurs, with revocation of license. Purchase indicates acceptance of license terms.

I enclose £..... for the following products (tick and delete where appropriate)

HMS HOME ACCOUNTS (£28.75)

HMS VAT TRADER'S LEDGER (£21.50)

HMS BASIC ENVIRONMENT (£14.50)

Vat, disc, manual, post and packing inclusive.

The credit card companies 4% take precludes our offering their service.

Please supply on 40/80 track disc. I have VIEW/WORDWISE; OS 1.0/1.2; BASIC 1/II

Name.....

Address.....

Postcode.....

Telephone..... Date.....

Please send with cheque or postal order to: Harris McCutcheon Systems, 40 Huntingdon Street, London N1 1HM (01-609 3207)

LVL COMPUTERTOWN

Whether its your first computer or whether you're already an enthusiast, LVL COMPUTERTOWN offers you the quality of service you expect from experts. If you invest money, you go to a bank or a broker - a specialist who can guide and advise you on the best return for your capital. At LVL COMPUTERTOWN we're specialists too. We're there to help guide you through the micro maze, keep you up to date on innovations, help you get the best value for money, whether your computer is for you, your children or your business. Your computer can change your life - make sure you change it for the better: Come and talk to the experts and move into micros with LVL COMPUTERTOWN



DISK DRIVES



An example of superior technology, total reliability and outstanding performance, combinè to produce the LVL Disk Drive Family. Truly professional units designed to work with the BBC Microcomputer.

- LVL 03 100K Single 40 Track Drive £265.00
- LVL 02 100K Dual 40 Track Drive £389.00
- LVL 04 200K Dual 40 Track Drive £573.85

(including VAT)

BBC MICROCOMPUTER

MODEL A £299 MODEL B £399
(INCLUDING VAT)



MONITORS DECCACOLOUR

14"
COLOUR MONITOR
£247.25
(including VAT)

MICROVITEC

14"
COLOUR MONITOR
£247.25
(INCLUDING VAT)



12"
GREEN SCREEN
£102.35
(INCLUDING VAT)



SOFTWARE

DESIGNED FOR THE BBC
MICROCOMPUTER

GAMES

- Monsters £9.95
- Snapper £9.95
- Planetoid £9.95
- Arcade Action £11.90
- Rocket Raid £9.95
- Meteors £9.95
- Arcadians £9.95
- Sliding-Block Puzzle £9.95
- Cube Master £9.95
- Starship Command £9.95
- Snooker £9.95
- Super Invaders £9.95
- Hopper £9.95
- Colditz £9.95
- Doctor Who £10.00
- White Knight II £10.00
- Missile Base £9.95
- Draughts & Reversi £9.95

ADVENTURES

- Philosophers Quest £9.95
- Castle of Riddles £9.95
- Countdown to Doom £9.95
- Sphinx Adventure £9.95

LANGUAGES

- LISP £16.85
- FORTH £16.85

GENERAL

- Desk Diary £9.95
- Creative Graphics £9.95
- Graphs & Charts £9.95
- Tool Box £21.00
- Record Keeper £13.80
- Magical Garden £9.95



EDUCATIONAL

- Business Games £9.95
- Tree of Knowledge £9.95
- Peeko Computer £9.95
- Algebraic Manipulation £9.95
- Word Sequencing £11.90
- Missing Signs £11.90
- Number Balance £11.90
- Word Hunt £11.90
- Density Circuit £11.90
- Chemical Analysis £13.80
- Chemical Structures £13.80
- Jars £11.90
- Vu-Type £16.10

BOOKS

ACORN

- Creative Graphics £8.63
- Graphs and Charts £8.63
- Lisp Book £8.63
- Forth Book £8.63
- BCPL Manual £17.25

BBC

- The Computer Book £7.76
- The Book of Listings £4.31

COLOUR LIGHTPEN



The lightpen is compact, reliable and comes in a rugged metal case providing physical and electronic protection. Its sensitivity can be adjusted to match any make of TV screen, giving the highest levels of accuracy.

The lightpen package consists of the lightpen, an interface unit, introductory software on cassette and a user guide.

£45.95
(including VAT)

P.L. GRAPHICS SYSTEM

An easy to operate, complex graphics system with new and very advanced software giving a versatile CAD System Complex pictures and diagrams, or original designs can be quickly, easily and accurately reproduced. The system consists of the 'GRAPHIC DIGITISER' incorporating a 256mm x 205mm tracing pad, the 'Control Program' (tape or disc), Instruction manual, key card and quick reference card.

£149.95
(including VAT)

TRI-WRITER



- * IT'S A PORTABLE COMPUTER TERMINAL!
- * IT'S A LETTER QUALITY COMPUTER PRINTER
- * IT'S A FULL FEATURE ELECTRONIC TYPEWRITER

£734.85
(including VAT)

NEVER BEFORE, AT ANY PRICE, HAS THERE BEEN AN INNOVATION LIKE TRI-WRITER! AND AT THIS LOW-COST, IT'S ALMOST UNBELIEVABLE! NOW EVERYONE CAN HAVE ALL THREE FUNCTIONSIN ONE MACHINE, AND AT A COST BELOW WHAT YOU WOULD EXPECT TO PAY FOR A SINGLE FUNCTION MACHINE!

The items featured represent a very small selection from our vast product range.

Further information of both product and services available can be obtained by telephoning or visiting your nearest LVL Computertown Dealer.

CHESHIRE

C-TECH SOFTWARE
184, Market St.
HYDE
Cheshire
081 388 8223
* **COMPUTER CITY**
78, Victoria Rd.
WIDNES
Cheshire
051 420 3333
* **OAKLEAF COMPUTERS**
100, Boughton
CHESTER
0244 310089

CUMBRIA

* **THE COMPUTER SHOP**
56/58 Lowther St.
CARLISLE
Cumbria
0228 27710

ESSEX

A.C.L.
1, Northmill
GRAYS, ESSEX
0378 79834
BROADWAY MUSIC
AND VISION
Woodford Green
ESSEX
01 504 7500

GREATER MANCHESTER

* **LOMAX**
8, Exchange St.
St. Anne's Square.
MANCHESTER
061 832 6167

WORC'S

SPURTREE COMPUTING LTD.
Council Buildings,
Teme Street,
TENBURY WELLS,
Worcestershire
0584 811353/811304

MERSEYSIDE

* **THORNGUARD**
48, Pensby Rd.
HESWALL
The Wirral,
Merseyside
081 342 7818

NOTTS'

* **BASIC BUS. SYS.**
Trent Boulevard
WEST BRIDGFORD
Nottingham
0802 818713
S P ELECTRONICS
48, Linby Rd.
HUCKNALL
Notts.
0602 640377
LEASALINK VIEWDATA Ltd
230, Derby Rd.
STAPLEFORD
Notts.
0602 388484

OXFORD

ABSOLUTE SOUND
AND VIDEO (Oxford) Ltd.
19, Old High St, Headington
OXFORD
0865 85981

AVON

K & K COMPUTERS
32, Alfred Street,
WESTON
SUPERMARE
Avon
0834 418324
COLSTON COMPUTER
CENTRE LTD,
The Colston Centre,
11, Colston Ave.,
BRISTOL
0272 276619

WARWICKSHIRE

CARVELL
9, Bank St.
RUGBY
Warwickshire
0788 65278

WEST MIDLANDS

RICHARD MORRIS
323, Bearswood Rd.
Smethwick
WARLEY
021 428 1181
JBC MICRO SERVICES
200 Earlsdon Ave,
Nth. Earlsdon
COVENTRY
0203 73813

WILTSHIRE

WILTSHIRE MICRO
CENTRE
Unit 8,
Central Trading Estate,
Signal Way,
Old Town,
SWINDON
0793 612298

BUCKS'

HI-VU ELECTRONICS
38, Church St. Wolverton
MILTON KEYNES
Bedford
0908 312808

SUSSEX

C.J.E. MICROS
78, Brighton Rd.
WORTHING
West Sussex
0903 213900

ISLE OF WIGHT

EXCELL
4, Foreland Rd.
BEMBRIDGE
Isle of Wight
098 387 2578

YOUR
LOCAL



DEALER

HEREFORD

KEMPSONS
26, St. Owen St.,
HEREFORD
0432 273480

KENT

KENT MICRO
57, Union St
MAIDSTONE
Kent.
0622 52784
GRAVENSEND
COMPUTERS
39, The Terrace,
GRAVENSEND
0474 90677

NORTHANTS

M A ELECTRICAL
7, High St.
IRLINGBORO
N'Hants
0933 650133

LEICESTER

PERCY LORD & SON
63, Blaby Rd.
WIGSTON
Leicester.
0533 785033

LINCOLNSHIRE

* **OAKLEAF COMPUTERS**
121, Dudley Rd.
GRANTHAM
0476 76894

LONDON

CANNONBURY RADIO
185 Upper St.
ISLINGTON N1
London
01 226 8392
PAUL ELECTRICAL
250/2 Grand Drive,
Raynes Park,
LONDON SW20
01 542 6546
WOODS RADIO
257, Lavender Hill,
Battersea,
LONDON
01 228 1768

SALOP

MEDLICOTT BROS
53, Mardol
SHREWSBURY
Shropshire
0743 3080

SUFFOLK

S J EMERY & CO.
10, Market Place
BUNGAY,
Suffolk
0986 2141

IRELAND

EVERYMAN COMPUTER
SERVICES

BALLYMONEY

Co-Antrim
N. Ireland
026 56 62658
NEWBURN
ELECTRONICS
BALLYCARRY
Co.-Antrim,
09603 78330

STAFFS

J W BAGNALL
18, Salter St.,
STAFFORD
0785 3420

KIRKLANDS

City Rd., Fenton.
STOKE ON TRENT
0782 415787

COMPUTERAMA

59, Foregate St.
STAFFORD
0785 41899

SURREY

* **HASLEMERE COMPS**
2S, Junction Place,
HASLEMERE
Surrey
0428 53850
P & H ELECTRONICS
6, The Parade,
Reading Road,
YATELEY
Surrey.
0282 - 877 222

* Spectrum Members

LANCASHIRE

* **P V MICROS**
38A Water St.
ACCINGTON
Lancs.
0254 36521
* Home & Business
Computers Ltd.
54, Yorkshire Street,
OLDHAM
061 633 1608
Home & Business
Computers (RCH) Ltd.
73, Yorkshire Street,
ROCHDALE
0706 344654

WALES

BULWALK RADIO
5, The Bulwalk,
Brecon.
POWYS
0874 2974
BUCON
18, Mansel St.
SWANSEA DY FFD
0792 467880
S.I.R.
91, Whitchurch Rd.
Cyncoed
CARDIFF
Wales
0222 821813
P & P COMPUTERS LTD.
41, The Hayes,
CARDIFF,
Wales.
0222 26666

SCOTLAND

COMMSCOT
30 Gordon St.
GLASGOW
041 226 4878

NORTH LAND

NEWTONS
Main St.
SEAHOUSES
0665 720307

```

10 REM JUKI key settings
20 REM paragraph
30 *KEY0:!!M!!TI6!!"
40 REM delete line
50 *KEY1:!!L!!#!!L!!#!!
60 REM proportional spacing ON & OFF
70 *KEY2:!!OC27,80!!"
80 *KEY3:!!OC27,83!!"
90 REM underline ON and OFF
100 *KEY4:!!OC27,69!!"
110 *KEY5:!!OC27,82!!"
120 REM shadow printing ON and OFF
130 *KEY6:!!OC27,87!!"
150 *KEY7:!!OC27,38!!"
160 REM superscript and subscript
170 *KEY8:!!OC27,85!!"
180 *KEY9:!!OC27,68!!"

```

Program 1. Function keys set up for Word-wise users

```

10 REM TYPEWRITER
20 REM A program to make a printer be
have like a typewriter
30 REM G.B.HILL (c) 1983
40
50 REM KEY settings are for the JUKI
6100
60
70 REM *** main program ***
80
90 REM cause function keys to return
ASCII values
100 *FX225,128,0
110 REM adjust display
120 *TV255,1
130 MODE3
140 linelength=80:count=0
150 REM reset printer
160 VDU2,1,13,3
170 REM ESCAPE key to exit
180 ON ERROR GOTO 350
190 CLS
200 REM * main typing loop *
210 REPEAT
220 count=count+1
230 A=GET
240 REM function key pressed
250 IF A>127 THEN ON (A-127) GOSUB430,
450,470,480,500,510,530,540,560,580:A=0:
count=count-1
260 REM backspace pressed
270 IFA=127 THEN VDU2,8,3:A=0:count=co
unt-2
280 REM return key
290 IF A=13 THEN VDU2,A,10,3:A=0:count
=0
300 REM line end reached - sound bell

```

continued ▶

```

310 IF count=linelength THEN count=0:R
EPEAT:VDU7:A=GET:UNTIL A=13:VDU2,A,10,3:
A=0
320 VDU2,A,3
330 UNTIL FALSE
340
350 MODE7
360 *FX225,1
370 IF ERR<>0 AND ERR<>17 THEN REPORT:
PRINT:"at line ";ERL
380 END
390
400 REM *subroutines*
410
420 REM KEY0 paragraph
430 VDU2,13,10,32,32,32,32,32,32,3
440 REM KEY1 nothing
450 RETURN
460 REM KEYS 2&3 proportional spacing
ON & OFF
470 VDU2,1,27,1,80,3:RETURN
480 VDU2,1,27,1,83,3:RETURN
490 REM KEYS 4&5 underline ON and OFF
500 VDU2,1,27,1,69,3:RETURN
510 VDU2,1,27,1,82,3:RETURN
520 REM KEYS 6&7 shadow printing ON an
d OFF
530 VDU2,1,27,1,87,3:RETURN
540 VDU2,1,27,1,38,3:RETURN
550 REM KEY8 subscript
560 A=GET:VDU2,1,27,1,85,A,1,27,1,68,3
:A=0:RETURN
570 REM KEY9 superscript
580 A=GET:VDU2,1,27,1,68,A,1,27,1,85,3
:A=0:RETURN

```

**Program 2. Beeb/printer combination as ad-
vanced typewriter**

```

1000 REM JUDUMP
1010 REM G.B.Hill (C) 1983
1020 REM dump for the JUKI 6100
1030 DEFPROC DUMP
1040 REM Enable printer
1050 VDU2
1060 REM re-initialise printer
1070 VDU1,27,1,26,1,ASC"I"
1080 REM clear paper
1090 VDU1,13,1,13,1,13
1100 FOR Y%=1023 TO 0 STEP -4
1110 REM ESC 3
1120 VDU1,27,1,51
1130 REM ESC RS 1 to set linefeed
1140 VDU1,27,1,30,1,1
1150 REM centre picture
1160 FOR I%=0 TO 89:VDU1,32:NEXT
1170 FOR X%=0 TO 1279 STEP 4
1180 IF POINT(X%,Y%)>0 THEN VDU1,46

```

continued ▶

```

1190 VDU1,32
1200 NEXT
1210 REM Linefeed
1220 VDU1,10,1,13
1230 NEXT
1240 REM Reset printer, disable and be
ep
1250 VDU1,27,1,30,1,9,3,7
1260 ENDPROC

```

Program 3. Graphics dump

```

10 REM JUTAB
20 REM Set horizontal tabs on JUKI 61
00 printer
30 REM G.B.HILL (C) 1983
40 REM *** Main Program ***
50 DIM num(78)
60 MODE3
70 PROCsetup
80 REPEAT
90 PROCinput
100 UNTIL num=0
110 PRINTTAB(5,17)"Please wait"
120 PROCsort
130 PROCset_printer
140 PRINTTAB(5,17)"Printer now set to
tab at positions";
150 FOR I=1 TO N:PRINT;" ":num(I);:NEX
T:PRINT
160 PROCtest_tab
170 END
180
190 REM *** Procedures ***
200
210 DEFPROCsetup
220 PRINTTAB(0,3)"Type in positions fo
r TAB stops."
230 PRINTTAB(0,5)"These should be numb
ers between 2 and 79"
240 PRINTTAB(0,7)"Type RETURN when you
have finished"
250 N=0
260 FOR I=1 TO 7:PRINTTAB(I*10-1,10);I
;:NEXT
270 PRINTTAB(0,11);
280 FOR I=1 TO 80:PRINT;I MOD 10;:NEXT
290 ENDPROC
300
310 DEFPROCsort
320 REM SORT
330 spare=0
340 REPEAT

```

continued ►

```

350 sorted=TRUE
360 FOR I=1 TO N-1
370 IF num(I)=num(I+1) THEN num(I+1)=8
0
380 IF num(I)>num(I+1) THEN PROCswap
390 NEXT
400 UNTIL sorted
410 N=0
420 REPEAT
430 N=N+1
440 UNTIL num(N+1)=80
450 ENDPROC
460
470 DEFPROCinput
480 REPEAT
490 N=N+1
500 INPUTTAB(0,14)"Type in numbers now
: >"num$
510 num=VAL(num$)
520 OK=(num=INT(num) AND num>1 AND num
<79) OR num$=""
530 IF NOT OK THEN VDU7:N=N-1 ELSE num
(N)=num
540 PRINTTAB(20,14);" "
550 UNTIL OK
560 IF num$="" THEN num(N)=80 ELSE PRI
NTTAB(num(N)-1,12);"@"
570 ENDPROC
580
590 DEFPROCswap
600 spare=num(I)
610 num(I)=num(I+1)
620 num(I+1)=spare
630 sorted=FALSE
640 ENDPROC
650
660 DEFPROCset_printer
670 VDU2,1,27,1,50
680 FOR I=1 TO 80
690 FOR J=1 TO N
700 IF num(J)=I THEN VDU1,27,1,49
710 NEXT
720 VDU1,32
730 NEXT
740 VDU3
750 ENDPROC
760
770 DEFPROCtest_tab
780 VDU2,13
790 FOR I=1 TO 80:VDU1,(48+I MOD 10);:
NEXT
800 PRINT
810 FOR I=1 TO N
820 VDU1,9,1,94
830 NEXT
840 VDU13,3
850 ENDPROC


```

Program 4. Horizontal tab positions set

Available NOW...

PROGRAMMERS

SYSTEM SOFTWARE



**3 programs
on ONE CHIP
Used with
DISC or TAPE**

ASSEMBLER

A full 6502, 2-pass MACRO assembler using standard Mostek mnemonics. It has the facilities you would expect on an assembler for a much larger machine. Features include MACROS with LIBRARY facilities; nestable CONDITIONAL ASSEMBLY; flexible LISTING OPTIONS; hex, decimal, binary and ASCII data formats; full range of ARITHMETIC and LOGICAL OPERATORS; symbol table sort and dump; file chaining; 29 powerful PSEUDO-OPS. Source and object programs are kept on disc so NO LIMIT ON PROGRAM SIZE or location.

```

001000 115 014 00000000 00000000
001001 117 016 00000000 00000000
001002 119 018 00000000 00000000
001003 121 020 00000000 00000000
001004 123 022 00000000 00000000
001005 125 024 00000000 00000000
001006 127 026 00000000 00000000
001007 129 028 00000000 00000000
001008 131 030 00000000 00000000
001009 133 032 00000000 00000000
001010 135 034 00000000 00000000
001011 137 036 00000000 00000000
001012 139 038 00000000 00000000
001013 141 040 00000000 00000000
001014 143 042 00000000 00000000
001015 145 044 00000000 00000000
001016 147 046 00000000 00000000
001017 149 048 00000000 00000000
001018 151 050 00000000 00000000
001019 153 052 00000000 00000000
001020 155 054 00000000 00000000
001021 157 056 00000000 00000000
001022 159 058 00000000 00000000
001023 161 060 00000000 00000000
001024 163 062 00000000 00000000
001025 165 064 00000000 00000000
001026 167 066 00000000 00000000
001027 169 068 00000000 00000000
001028 171 070 00000000 00000000
001029 173 072 00000000 00000000
001030 175 074 00000000 00000000
001031 177 076 00000000 00000000
001032 179 078 00000000 00000000
001033 181 080 00000000 00000000
001034 183 082 00000000 00000000
001035 185 084 00000000 00000000
001036 187 086 00000000 00000000
001037 189 088 00000000 00000000
001038 191 090 00000000 00000000
001039 193 092 00000000 00000000
001040 195 094 00000000 00000000
001041 197 096 00000000 00000000
001042 199 098 00000000 00000000
001043 201 100 00000000 00000000
001044 203 102 00000000 00000000
001045 205 104 00000000 00000000
001046 207 106 00000000 00000000
001047 209 108 00000000 00000000
001048 211 110 00000000 00000000
001049 213 112 00000000 00000000
001050 215 114 00000000 00000000
001051 217 116 00000000 00000000
001052 219 118 00000000 00000000
001053 221 120 00000000 00000000
001054 223 122 00000000 00000000
001055 225 124 00000000 00000000
001056 227 126 00000000 00000000
001057 229 128 00000000 00000000
001058 231 130 00000000 00000000
001059 233 132 00000000 00000000
001060 235 134 00000000 00000000
001061 237 136 00000000 00000000
001062 239 138 00000000 00000000
001063 241 140 00000000 00000000
001064 243 142 00000000 00000000
001065 245 144 00000000 00000000
001066 247 146 00000000 00000000
001067 249 148 00000000 00000000
001068 251 150 00000000 00000000
001069 253 152 00000000 00000000
001070 255 154 00000000 00000000
001071 257 156 00000000 00000000
001072 259 158 00000000 00000000
001073 261 160 00000000 00000000
001074 263 162 00000000 00000000
001075 265 164 00000000 00000000
001076 267 166 00000000 00000000
001077 269 168 00000000 00000000
001078 271 170 00000000 00000000
001079 273 172 00000000 00000000
001080 275 174 00000000 00000000
001081 277 176 00000000 00000000
001082 279 178 00000000 00000000
001083 281 180 00000000 00000000
001084 283 182 00000000 00000000
001085 285 184 00000000 00000000
001086 287 186 00000000 00000000
001087 289 188 00000000 00000000
001088 291 190 00000000 00000000
001089 293 192 00000000 00000000
001090 295 194 00000000 00000000
001091 297 196 00000000 00000000
001092 299 198 00000000 00000000
001093 301 200 00000000 00000000
001094 303 202 00000000 00000000
001095 305 204 00000000 00000000
001096 307 206 00000000 00000000
001097 309 208 00000000 00000000
001098 311 210 00000000 00000000
001099 313 212 00000000 00000000
001100 315 214 00000000 00000000
001101 317 216 00000000 00000000
001102 319 218 00000000 00000000
001103 321 220 00000000 00000000
001104 323 222 00000000 00000000
001105 325 224 00000000 00000000
001106 327 226 00000000 00000000
001107 329 228 00000000 00000000
001108 331 230 00000000 00000000
001109 333 232 00000000 00000000
001110 335 234 00000000 00000000
001111 337 236 00000000 00000000
001112 339 238 00000000 00000000
001113 341 240 00000000 00000000
001114 343 242 00000000 00000000
001115 345 244 00000000 00000000
001116 347 246 00000000 00000000
001117 349 248 00000000 00000000
001118 351 250 00000000 00000000
001119 353 252 00000000 00000000
001120 355 254 00000000 00000000
001121 357 256 00000000 00000000
001122 359 258 00000000 00000000
001123 361 260 00000000 00000000
001124 363 262 00000000 00000000
001125 365 264 00000000 00000000
001126 367 266 00000000 00000000
001127 369 268 00000000 00000000
001128 371 270 00000000 00000000
001129 373 272 00000000 00000000
001130 375 274 00000000 00000000
001131 377 276 00000000 00000000
001132 379 278 00000000 00000000
001133 381 280 00000000 00000000
001134 383 282 00000000 00000000
001135 385 284 00000000 00000000
001136 387 286 00000000 00000000
001137 389 288 00000000 00000000
001138 391 290 00000000 00000000
001139 393 292 00000000 00000000
001140 395 294 00000000 00000000
001141 397 296 00000000 00000000
001142 399 298 00000000 00000000
001143 401 300 00000000 00000000
001144 403 302 00000000 00000000
001145 405 304 00000000 00000000
001146 407 306 00000000 00000000
001147 409 308 00000000 00000000
001148 411 310 00000000 00000000
001149 413 312 00000000 00000000
001150 415 314 00000000 00000000
001151 417 316 00000000 00000000
001152 419 318 00000000 00000000
001153 421 320 00000000 00000000
001154 423 322 00000000 00000000
001155 425 324 00000000 00000000
001156 427 326 00000000 00000000
001157 429 328 00000000 00000000
001158 431 330 00000000 00000000
001159 433 332 00000000 00000000
001160 435 334 00000000 00000000
001161 437 336 00000000 00000000
001162 439 338 00000000 00000000
001163 441 340 00000000 00000000
001164 443 342 00000000 00000000
001165 445 344 00000000 00000000
001166 447 346 00000000 00000000
001167 449 348 00000000 00000000
001168 451 350 00000000 00000000
001169 453 352 00000000 00000000
001170 455 354 00000000 00000000
001171 457 356 00000000 00000000
001172 459 358 00000000 00000000
001173 461 360 00000000 00000000
001174 463 362 00000000 00000000
001175 465 364 00000000 00000000
001176 467 366 00000000 00000000
001177 469 368 00000000 00000000
001178 471 370 00000000 00000000
001179 473 372 00000000 00000000
001180 475 374 00000000 00000000
001181 477 376 00000000 00000000
001182 479 378 00000000 00000000
001183 481 380 00000000 00000000
001184 483 382 00000000 00000000
001185 485 384 00000000 00000000
001186 487 386 00000000 00000000
001187 489 388 00000000 00000000
001188 491 390 00000000 00000000
001189 493 392 00000000 00000000
001190 495 394 00000000 00000000
001191 497 396 00000000 00000000
001192 499 398 00000000 00000000
001193 501 400 00000000 00000000
001194 503 402 00000000 00000000
001195 505 404 00000000 00000000
001196 507 406 00000000 00000000
001197 509 408 00000000 00000000
001198 511 410 00000000 00000000
001199 513 412 00000000 00000000
001200 515 414 00000000 00000000
001201 517 416 00000000 00000000
001202 519 418 00000000 00000000
001203 521 420 00000000 00000000
001204 523 422 00000000 00000000
001205 525 424 00000000 00000000
001206 527 426 00000000 00000000
001207 529 428 00000000 00000000
001208 531 430 00000000 00000000
001209 533 432 00000000 00000000
001210 535 434 00000000 00000000
001211 537 436 00000000 00000000
001212 539 438 00000000 00000000
001213 541 440 00000000 00000000
001214 543 442 00000000 00000000
001215 545 444 00000000 00000000
001216 547 446 00000000 00000000
001217 549 448 00000000 00000000
001218 551 450 00000000 00000000
001219 553 452 00000000 00000000
001220 555 454 00000000 00000000
001221 557 456 00000000 00000000
001222 559 458 00000000 00000000
001223 561 460 00000000 00000000
001224 563 462 00000000 00000000
001225 565 464 00000000 00000000
001226 567 466 00000000 00000000
001227 569 468 00000000 00000000
001228 571 470 00000000 00000000
001229 573 472 00000000 00000000
001230 575 474 00000000 00000000
001231 577 476 00000000 00000000
001232 579 478 00000000 00000000
001233 581 480 00000000 00000000
001234 583 482 00000000 00000000
001235 585 484 00000000 00000000
001236 587 486 00000000 00000000
001237 589 488 00000000 00000000
001238 591 490 00000000 00000000
001239 593 492 00000000 00000000
001240 595 494 00000000 00000000
001241 597 496 00000000 00000000
001242 599 498 00000000 00000000
001243 601 500 00000000 00000000
001244 603 502 00000000 00000000
001245 605 504 00000000 00000000
001246 607 506 00000000 00000000
001247 609 508 00000000 00000000
001248 611 510 00000000 00000000
001249 613 512 00000000 00000000
001250 615 514 00000000 00000000
001251 617 516 00000000 00000000
001252 619 518 00000000 00000000
001253 621 520 00000000 00000000
001254 623 522 00000000 00000000
001255 625 524 00000000 00000000
001256 627 526 00000000 00000000
001257 629 528 00000000 00000000
001258 631 530 00000000 00000000
001259 633 532 00000000 00000000
001260 635 534 00000000 00000000
001261 637 536 00000000 00000000
001262 639 538 00000000 00000000
001263 641 540 00000000 00000000
001264 643 542 00000000 00000000
001265 645 544 00000000 00000000
001266 647 546 00000000 00000000
001267 649 548 00000000 00000000
001268 651 550 00000000 00000000
001269 653 552 00000000 00000000
001270 655 554 00000000 00000000
001271 657 556 00000000 00000000
001272 659 558 00000000 00000000
001273 661 560 00000000 00000000
001274 663 562 00000000 00000000
001275 665 564 00000000 00000000
001276 667 566 00000000 00000000
001277 669 568 00000000 00000000
001278 671 570 00000000 00000000
001279 673 572 00000000 00000000
001280 675 574 00000000 00000000
001281 677 576 00000000 00000000
001282 679 578 00000000 00000000
001283 681 580 00000000 00000000
001284 683 582 00000000 00000000
001285 685 584 00000000 00000000
001286 687 586 00000000 00000000
001287 689 588 00000000 00000000
001288 691 590 00000000 00000000
001289 693 592 00000000 00000000
001290 695 594 00000000 00000000
001291 697 596 00000000 00000000
001292 699 598 00000000 00000000
001293 701 600 00000000 00000000
001294 703 602 00000000 00000000
001295 705 604 00000000 00000000
001296 707 606 00000000 00000000
001297 709 608 00000000 00000000
001298 711 610 00000000 00000000
001299 713 612 00000000 00000000
001300 715 614 00000000 00000000
001301 717 616 00000000 00000000
001302 719 618 00000000 00000000
001303 721 620 00000000 00000000
001304 723 622 00000000 00000000
001305 725 624 00000000 00000000
001306 727 626 00000000 00000000
001307 729 628 00000000 00000000
001308 731 630 00000000 00000000
001309 733 632 00000000 00000000
001310 735 634 00000000 00000000
001311 737 636 00000000 00000000
001312 739 638 00000000 00000000
001313 741 640 00000000 00000000
001314 743 642 00000000 00000000
001315 745 644 00000000 00000000
001316 747 646 00000000 00000000
001317 749 648 00000000 00000000
001318 751 650 00000000 00000000
001319 753 652 00000000 00000000
001320 755 654 00000000 00000000
001321 757 656 00000000 00000000
001322 759 658 00000000 00000000
001323 761 660 00000000 00000000
001324 763 662 00000000 00000000
001325 765 664 00000000 00000000
001326 767 666 00000000 00000000
001327 769 668 00000000 00000000
001328 771 670 00000000 00000000
001329 773 672 00000000 00000000
001330 775 674 00000000 00000000
001331 777 676 00000000 00000000
001332 779 678 00000000 00000000
001333 781 680 00000000 00000000
001334 783 682 00000000 00000000
001335 785 684 00000000 00000000
001336 787 686 00000000 00000000
001337 789 688 00000000 00000000
001338 791 690 00000000 00000000
001339 793 692 00000000 00000000
001340 795 694 00000000 00000000
001341 797 696 00000000 00000000
001342 799 698 00000000 00000000
001343 801 700 00000000 00000000
001344 803 702 00000000 00000000
001345 805 704 00000000 00000000
001346 807 706 00000000 00000000
001347 809 708 00000000 00000000
001348 811 710 00000000 00000000
001349 813 712 00000000 00000000
001350 815 714 00000000 00000000
001351 817 716 00000000 00000000
001352 819 718 00000000 00000000
001353 821 720 00000000 00000000
001354 823 722 00000000 00000000
001355 825 724 00000000 00000000
001356 827 726 00000000 00000000
001357 829 728 00000000 00000000
001358 831 730 00000000 00000000
001359 833 732 00000000 00000000
001360 835 734 00000000 00000000
00136
```

LET YOUR ATOM DO THE WALKING

SINGLE key entry of Basic seems to be in fashion these days – even the Electron has it. Personally, I think it just encourages laziness – which is why I've written the routine in listing 1. It allows you to set up the Atom so that pressing SHIFT and a letter key inserts a keyword into the input buffer at #100, where it is treated as if it were entered at the keyboard. The keywords are entered into strings A to Z. Thus, after running this routine, you may type, for example, \$A="ABS" and this word will appear any time you press SHIFT-A.

Of course, you may not now enter shifted characters into your program. If you want to do this, you must BREAK and OLD, to restore normal vectors. To resume single-key entry, type !#20A=#8400 (or wherever you assemble the code to). Once assembled, the program is not needed, but don't overwrite the object code.

As written, the program occupies just under 1k in source form. The machine code begins at #8400 and the keyword strings are stored at #8600 onwards. I have restricted string length to 15 characters, but this may be altered by changing the ADC instruction in line 25. Once you have defined your strings, the whole could be saved by:

```
*SAVE"KEYWORDS" 8400 87FF
Remember to alter the vector, as above, after reloading.
```

How does it work? Briefly, location #322 to #33B and #33D to #356 hold the low and high bytes of the various string pointers. The routine first sets these to begin at #8600 (\$A), and, if a shifted character is detected (lines 35 and 40), looks up the string (lines 50 and 55) and passes it down, character by character, to the buffer at #100 (lines 60-70), which then executes the code.

Barry Pickles hosts this cash-for-tips column. Here's a chance to show off your talents—and earn some crinkly green stuff into the bargain. There are reckoned to be some 40,000 of you out there and, bearing in mind that the Atom has been around for more than two years, you must have accumulated a fair amount of expertise.

What we're looking for are those little routines, tips and hardware mods you've discovered. Don't worry if your little wrinkle seems too simple—it's probably just what someone else has been looking for. The same rules apply here as in Ian Birnbaum's **Beeb Forum**. Short, sweet and as original as possible is the name of the game. I'll start you off, but this is your page, so let's hear from you!

Send your ideas to Atom Forum, Acorn User, 53 Bedford Square, London WC1B 3DZ. If you want it returned, enclose a SAE. It should be typed or printed, with programs on cassette (with listing if possible).

LABEL SEARCH

IF YOU are writing a long program, it makes sense to use labels to speed up execution. However, it's all too easy to lose track of your labels and what the labelled routines do. Listing 2, when run, prints out in full every labelled line in the target program.

It assumes that the target program is at #2900, but you can alter this by changing the value of P in line 10. Simply, it looks through memory until it finds a (CR), followed three bytes later by an inverse character. If found, it jumps to sub.p and prints that line. Line 40 converts the line number into decimal, and lines 45 and 50 format lines so that they are printed in the same way as a LIST instruction. Line 20 checks for the end of the program (#0D followed by #FF).

DIFFERENT LOGIC

IN a previous Forum we briefly touched upon 'logical operators'. Page 31 of the manual seems straightforward enough, but try this:

```
A=3; B=4; P.(A=B).(A<>B)
```

Note the value of the first statement (false) and the second (true). Now, repeat the exercise but make A=-3. Oh dear! Now we get values of -255 (false) and -256 (true). This can be very disconcerting, as I found out once, when I used a logical operator as part of a calculation. If you printed the result in hex, you would see that the result was calculated using 'two's complement' arithmetic and the solution is to AND (&) the result with 1. This now returns false = 1 and true = 0, but it's at least consistent, regardless of the sign of the operators.

Interestingly, Acorn does not regard this as a 'bug' – just different.

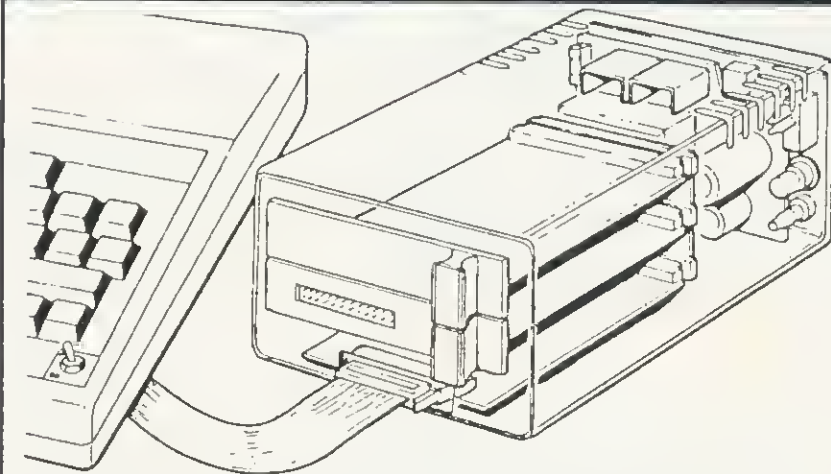
```
5 REM: Single key entry
10 P=#8400; PRINT#21; L
15 LDA@0; STA#80; LDA@#86; STA#81; LDX@0
20 LDA#81; STA#33D,X; LDA#80; STA#322,X
25 CLC; ADC@16; STA#80; BCC P+4
30 INC#81; INX; CPX@27; BMI P-22
35 JSR#FE94; CMP@97; BMI P+9
40 CMP@123; BFL P+5; JSR P+4; RTS
45 SEC; SBC@97; STY#AD; TAY
50 STX#AC; LDX#AD; LDA#322,Y; STA#AE
55 LDA#33D,Y; STA#AF; LDY@0; INY
60 LDA(#AE),Y; CMP@13; BEQ P+16
65 DEY; LDA(#AE),Y; STA#100,X
70 INX; INY; JSR#FE52; JMP P-18
75 DEY; LDA(#AE),Y; CMP@1; BNE P+4
80 LDA@13; STX#AE; LDY#AE; LDX#AC; RTS
85 J; PRINT#6
90 !#20A=#8400; END
```

Listing 1. Imitates Electron's single-key entry

```
5 REM: Label finder
10 P=#2900; @=0; PRINT#14; DO P=P+1
15 IF?P=13; IFP?1<>255 GOSUBn
20 UNTIL?P=13 AND P?1=255
25 @=8; PRINT#15; END
30n IFP?3>96; IFP?3<123 GOSUBp
35 RETURN
40p L=P?1*256+P?2; P=P+3
45 N=10000; DO IFL<N.PRINT" "
50 N=N/10; UNTILL>N
55 PRINTL,#P'; P=P+LENP-1; RETURN
```

Listing 2. Prints out labelled lines

CUBEFLEX 6809 2nd processor for the BBC micro



6809 + FLEX – the ultimate in 8-bit systems

The BBC microcomputer is already so good, how can it be improved? FLEX is the only truly machine independent operating system for 8-bit processors. Even CP/M (for Z80) is machine specific to a significant degree. But take any standard 5 1/4" FLEX diskette and it will load on CUBEFLEX. All variations of double or single sides, 40 or 80 tracks (if 80 track drives are fitted), and even double density (if an appropriate disk interface is fitted on the BBC) are automatically catered for.

CUBEFLEX connects to the BBC via the TUBE, and uses the standard BBC disk interface and disk drives. All BBC facilities are unimpaired by the addition of CUBEFLEX, and can be called up or returned to at any time. The FLEX configuration parameters are held in EPROM, and the unconfigured FLEX diskette is read in and initialised upon entry of the start-up command.

CUBEFLEX 6809 2nd Processor unit £299
Unconfigured FLEX diskette + manual £130

CUBEFLEX for education and software development
CUBEFLEX is supplied with a number of useful machine code handling facilities, and FLEX itself comes complete with a text editor and machine code assembler for 6809.

However, the real strength of FLEX is the enormous range of other software to run under its operating system.

Cross assemblers and macro facilities exist which allow the CUBEFLEX to develop object code for all the 68 range from 6801 to 68000, all the 80 range, and the Z80. The CUBE ROMULATOR can be added to the spare slot in the CUBEFLEX, and so emulate the developed software in a target system.

COMPILERS

PL/9 is a high level compiling language whose structure resembles BBC BASIC. However, when compiled into machine code it runs four times as fast.

"C", Pascal and 6809 extended BASIC are all also available, and allow the user to employ the language of his choice.

Send for
our free 150
page catalogue.

All prices exclude VAT.
Trade enquiries welcome.

Control Universal Ltd
Anderson's Court
Newnham Road,
Cambridge CB3 9EZ.
Tel 0223 358757

The BBC Microcomputer Specialists


GUILDFORD COMPUTER CENTRE offers a complete range of Computers for Home, Business and Educational applications.

Large stock of additional equipment available includes:- Printers, Hard/Floppy Disc drives, Monitors etc., for most makes.

An extensive range of Business software (Accounts, Stock, Payroll, Word Processing etc.).

Drop in for a frank discussion and expert advice on your requirements or arrange a demonstration. We give a full and expert backup to ALL our sales.

Stockists of:- BBC/Acorn, Torch, Oric, Olivetti, Hitachi, TRS-80, Commodore, Dragon, Sharp, Sirius, Osborne, IBM, Newbrain, Epson, Seikosha, Cumana, etc.



**GUILDFORD
COMPUTER
C·E·N·T·R·E**

1 The Quadrant, Bridge Street,
Guildford, Surrey GU1 4SG
Telephone (0483) 578848

 **commodore**

olivetti

 **ACORN
COMPUTER**

 **HITACHI**

BBC

TRS-80®

KEEP A TAG

AS YOU'VE ASKED

TWO REPLIES

ON LABELS

LINE labels are used to speed program execution – and very useful they are, but it helps to know how they work. When a program is first RUN, the interpreter, on encountering a line number followed by a label, stores the address of that line in a table.

Label @ is stored at 38D/38E and other labels consecutively. So, after the first encounter with the label, the interpreter simply looks up the address and performs a jump.

As you can see, if a label is used only once, there will be no saving in execution time. However, since the label vector is reset every time a labelled line is encountered, it means that if you take care with the structure of your program the same label may be used more than once. The following trivial program should help clarify this:

```
10 C=0
15a REM- FIRST USE OF LABEL
20 P."X"; C=C+1; IFC <10 G.a
25a REM- SECOND USE OF LABEL
30 P."Y"; C=C+1; IFC <20 G.a
35 RUN
```

Finally on this subject, there is an undocumented label. This is [. The reason why it's not mentioned by Acorn is that, on BREAK, the label vector area is initialised to zero, so that jumps to unlabelled lines generate a search for the label. Label [is not initialised, so take care if you use it. The vector is stored at 3C1/3C2.

FOLLOWING my look at the BBC Basic conversion board, Keith Williams of Wolverhampton has been PEEKing at various locations and found that PRINT \$32775 gives a copyright message, which has him confused.

A string is a series of characters ending in a carriage return (hex D). The number 32775 is 8007 in hex format, which is a location in the Basic interpreter ROM, where you might expect to find a copyright message. A disassembler reveals that this message is followed by a carriage return, so the Atom looks at it as a string.

Odd PEEKs and POKEs like this do no lasting harm but, as you might expect, if you do something that you're not supposed to do, you get unusual results! If you find a 'real' bug, I'd certainly like to know about it, but let's not get involved in the 'Sinclair bug' syndrome that covers the letters pages of other mags.

Now to a more serious matter. Mr Howell-Pryce of Faringdon writes that, while his machine obeys COS commands

normally in Atom mode, switching to BBC mode disables the *CAT, *LOAD and *SAVE options. This is not normal.

While diagnosis at a long distance is difficult, I'm 95 per cent certain that he has a faulty MOS ROM. The following program produces a unique checksum for the ROM. It takes 20 seconds to run and, if the ROM is OK, should produce the answer 7DB40. If it doesn't, the whole unit should be returned for examination and repair. The ROM address is held in A% (line 20) and the end address is contained in line 50.

It's worth while running this routine on every ROM and keeping a note of the checksum, in case the machine fails at some future date. The checksum for the Basic interpreter should be: 1B36F8

```
10 REM: CHECKSUM (BBC BASIC)
20 A% = &F000: B% = 0
30 REPEAT
40 B% = B%+(?A%): A% = A%+1
50 U. A% > &FFFF
60 P."CHECKSUM IS "" B%
```

WAY ROUND A PAINFUL SIMULATION

HAVE you tried using the READ/DATA simulation in the manual? Painful, isn't it? Listing 3, adapted from the 'Son of Wordpack' program given in a previous Forum (July issue), provides a better solution.

Data must be entered, each item on a separate line, after the end of your program.

Two subroutines, r and n, are given, one for strings and one for numbers. As an

added bonus it also saves memory since, normally, strings are stored twice – once in the program and once in the string storage area, after the program text. If you wish to store string arrays, then, after DIMensioning, allocate the value of the pointer Q to each element of the array, using a FOR ... NEXT loop. The array will thus store only the address of each element rather than the string itself.

NEGLECTED MODE

MODE 0 is a neglected graphics mode on the Atom, but some interesting effects can be obtained with it. To plot in grey, just type the following, after CLEAR 0:

```
F.L=#8000 to #8200 S.4;
IL=#C0C0C0C0; N.
```

All white lines will now appear in grey. To plot black on grey, alter the above line making !L=-1.

The 6847 video chip has two colour palettes, the alternate one being selected by ?#B002=8. Try drawing something in mode 0 as grey on black, then add the following line:

```
DO ?#B002=8; LI.#FB8A; ?#B002=0;
LI.#FB8A; U.0
```

You should see your drawing flashing dark and light and on a colour Atom you'll see it change colour rapidly. Plotting black on grey has an even more dramatic effect, since it is now the background which flashes.

Inverse characters will also flash, but you really need a colour board to appreciate the difference.

```
10 REM Initialise
20 Q=?18*256; DO Q=Q+1
30 UNTIL?Q=13 AND Q?3=CH"d"
40 Q=Q+4; P=Q; GOTO r
50 REM Restore
60s Q=P; RETURN
100 REM READ Demo
110r DIM T(32); DO T=Q
120 PRINT#T'; Q=Q+LEN(T)+3; UNTIL?Q=CH"*";END
150 REM DATA
160dJANUARY
170 FEBUARY
180 MARCH
190 *; REM Terminator
200 REM Replacment routine for numbers
210n DIM NN(2),T(32)
220 FORN=0 TO 2; NN(N)=Q
230 Q=Q+LEN(Q)+3; NEXT
240 FORN=0 TO 2; T=NN(N)
250 PRINT#T'; NEXT; END
```

Listing 3. Better for data

The BBC Sideways RAM System

The BBC Sideways RAM:

The most exciting add-on for the BBC micro, which many have been waiting for Acorn to produce! Neater, more reliable and far more economical than plugging in more ROMs into your BBC!

What is the Sideways RAM?

The sideways RAM is a 16K (upgradable to 128K) memory board which fits into the rightmost ROM socket on your BBC micro. The sideways RAM is an essential piece of hardware for any BBC computer. Strategically integrated into the BBC system, the system is capable of:

Running Any Languages, Wordprocessor, Electronic Spreadsheet:

The sideways RAM allows you to run any software normally available in ROM such as WORDWISE, VIEW, BEEBCALC, BASIC2, FORTH, PASCAL, BCPL, EXMON, DISK DOCTOR, NET FILING SYSTEM, ENHANCED 16K DISK FILING SYSTEM, SPEECH ROM etc. . . . These programs can be saved on disk or tape and loaded later in seconds into the sideways RAM.

Giving 27K Bytes Free with Acorn Disk Filing System:

The sideways RAM can also be used to increase available memory for BASIC, BEEBCALC, WORDWISE, VIEW etc. by moving disk workspace into sideways RAM. PAGE is then set to the lowest possible value, i.e. &OE00.

Creating and Maintaining a Silicon Disk on your Computer:

If you have 128K of sideways RAM, 112K of it can be turned into a silicon disk. The system will address your floppy disk as drive 0 and the silicon disk as drive 1 but with a difference! The silicon drive has the capacity to load a 32K program faster than you can remove your finger from the 'RETURN' key with no clicking noise, no on/off LED, no wear. It can make you a backup floppy in 15 seconds from the original. The sheer speed of sideways RAM makes 3D-graphic look like a movie picture. It's life in the fast lane!

Free Software with Every Sideways RAM System:

The Sideways RAM comes complete with lots of free software, now and with future updates. The free software includes "ROMCOPY" to move sideways ROMs to disc (or tape), STLOE00 to move disk filing system workspace into sideways RAM thus giving 3K bytes extra memory to BASIC, WORDWISE, VIEW, BEEBCALC, etc., STLDISC to create and maintain a SILICON DISK on your system with extra disk facilities and demonstration programs.

Future releases include our own DFS (JAN. 84) and SILICON 100K DISK BASIC (MARCH 84). All sideways RAM system software is given in basic source code. Users are encouraged to personalise and benevolent contributors will be rewarded with tree hardware gifts.

Increase the Computer Power by Increasing Sideways RAM:

The BBC comes with 32K of RAM and has access to a maximum of 3 languages. The BBC with 16K sideways RAM has 48K of RAM and has access to a wealth of languages. The BBC with 32K sideways RAM can run 2 loaded languages at the same time. The BBC with 128K sideways RAM can run 8 loaded languages at the same time. The power of the BBC relies on its intelligent use of software where several sideways ROMs execute different tasks such as filing, processing, debugging etc. The bigger the sideways RAM, the bigger the task the computer can handle.

The sideways RAM is such a powerful and promising device that ACORN HAS PLANNED to release a similar system on the ELECTRON.

Rather than being a software piracy aid, the Sideways RAM system is the key solution to selling more software to BBC computer users. This is because powerful sideways software can be shared by users of the same network and sold cheaper on tape, disk or by electronic mail.

Beautifully Designed, Easily Installed, no Soldering Required:

The sideways RAM was first introduced and the first issue sold out at the ACORN USER SHOW (Sept. 83, London). The new issue has been exhibited at the PCW SHOW (Oct/Nov. 83, London) and will be on general distribution release at the BBC USER SHOW (Dec. 83, Westminster, London). The system can be installed in 2 minutes by yourself or most BBC dealers and requires no soldering.

HERE IS HOW:

Open the computer case, plug into the rightmost sideways ROM socket the cartridge base unit (see picture 1). Install your sideways ROMs, one at a time, onto the mini ROM cartridge (see figure 2), insert the cartridge into the base unit and CHAIN "ROMCOPY". This program will save your sideways ROM on disk or tape. Locate S20 and S22 jumper blocks on the computer board. Replace the jumpers with control wires from the base unit. Install the sideways RAM card in place of the mini ROM cartridge. Switch on the computer and "LOAD" any program saved with "ROMCOPY". Press the BREAK key. Call up your sideways software as usual. For example, "WORD" etc.

Further upgrading to 32K or to 128K is very simple: from 16K to 32K is by straight exchange (cost: £12 + p&p), from 32K to 128K is by plugging in the SOLIDISK extension (see figure 3) onto the 32K sideways RAM. It costs just £76 plus p&p.

OTHER PERIPHERALS FOR THE BBC MICRO:

We are stockists of the EPSON range of PRINTERS, the SANYO range of COLOUR MONITORS, disk drives from various manufacturers and floppy diskettes (WABBASH, VERBATIM, OATALIFE, OYSAN etc.). Ring us for a quotation.


MADE IN ENGLAND
BY SOLIDISK TECHNOLOGY LIMITED
17 SWEYNE AVENUE SOUTHEND-ON-SEA
Essex SS2 6JO
TEL: SOUTHEND (0702) 354674




THE CARTRIDGE BASE




THE ROM CARTRIDGE




THE SIDE WAY RAM CARD



THE SILICON DISK EXTENSION




INSTALLING THE CARTRIDGE BASE



USING THE ROM CARTRIDGE TO TRANSFER SOFTWARE ON DISK



THE SIDE WAY RAM NOW REPLACES THE ROMS



THE SOLIDISK SUPER FAST DRIVE IS NOW INSTALLED

THE BBC-SIDE WAY RAM SYSTEM

Item	Qty	Price Inc. VAT	Total
BBC 16K SIDE WAY RAM		£34.95	
BBC-32K SIDE WAY RAM		£46.95	
BBC-SOLIDISK		£119.95	
SOLIDISK extension alone for BBC-32K Side Way Ram, if bought separately:			£76.00
Post and packing:			£1.00
Please charge my Access, Barclay account:			TOTAL £
NAME			£ 1.00
ADDRESS			

*Please date/complate as applicable
P.O. payable to:
SOLIDISK TECHNOLOGY LTD
for: £

CHRISTMAS ADVENTURE

Barry Pickles looks at the funny side of Acorn User and produces a special program

IT WAS a mild August evening, as we sat in the bar of the Cunard Hotel, sipping cautiously at our Electron cocktails. A tall gent, carrying Covent Garden in a glass, passed by.

"What on earth is in this thing?", exclaimed Bruce. "Dunno", said Jeremy, "but I think they left the ULA in mine!"

"It gets better after the fifth one," said the floor. We looked down. It was the man from the 88C.

"Where's Tony?" asked Mad Alex, alias the guy from Acorn. "At the printers," we chorused. "What - again?" came the retort. A tall gent, carrying Covent Garden in a glass, passed by.

"Any ideas for Christmas?" ventured Pat. "Well," said Joe, "we could dress Tony in a Santa suit and send him off down Oxford Street, with a pile of *Trek* tapes."

"I heard that," came a voice from behind.

It was Tony. "And I don't care how hard up we are, you're not going to get me in a funny red suit and a false beard!"

"Oh, I don't know," remarked Kitty, eyeing Tony's funny red suit, "it looks rather fetching, especially the beard."

"Ho, ho, ho!" replied Tony, fishing something out of his pocket. Kitty ducked.

"Mmmnf," agreed Joe, removing the remains of a 3in disc from his mouth. "Hmm", he mused, "the ultimate benchtest!"

"Well, we've got to do something," interrupted Pat.

"Look," hissed Mad Alex, "I don't know why you're bothering. They'll all be too busy playing with their second processors to care about your miserable jottings!" As the laughter slowly subsided, a tall gent, carrying Covent Garden in a glass, passed by, a smile flitting across his face.

"Besides," said Tony, attempting to bring some order into the proceedings, "what about our Atom readers?"

At the mention of the magic word, my brain began ticking over, slowly... very slowly. A tall gent, carrying Covent Garden in a glass, passed by...

And so, gentle reader, was conceived an idea, the fruits of which you are reading. (Well, I *did* say that my brain worked slowly.) It's a 'find the treasure' game, the scenario being set out in the title page. The idea is to ask the computer questions, such as 'Is it in Western Samoa?', which

```

5REM  xmasadventure
6REM  8.PICKLES - 1983
10GDS.m;$T="EEE EEE EGCD"
20P.$12'''''''''' XMAS ADVENTURE''''
,
30LI.M;P.$12"help!?!?!?''''
40F.N=1TD10;P.$7;N.;?#E1=0
50P."SANTA IS IN DEEP TROUBLE!"
60P."HE WAS DUE TO DELIVER LDTS OF"
70P."ACORN'S SECOND PROCESSORS, BUT"
80P."HE'S LOST THE KEY TO THE STORES!"
,,
90P."CAN YOU HELP HIM TO FIND IT?''''
100P."PLEASE PRESS shift, IF YOU WOULD
"
110P."LIKE TO TRY.""
120DD WAIT;U.?#8001&#80=0
130P.$12"OK, WAIT A MOMENT WHILST I POWER"
140P."UP MY SENSORS'''';$T="ACEGEC"
150F=0;P=12291;GOS.d
160?18=#30;GDS.a;GOS.c
170P."GAME ENDED";E.
180REM-
185dIFP?18=97 R.
190?T=65;T?1=13;DO
195IF?P=#D ANDP?1=#FF F=1;G.P
200IF?P=#D P=P+3;G.p
210?P=?P-1;P=P+1;?T=?T+1;LI.M
220pU.F=1;F=0;P=12291;R.
230REM
235cIFP?18=98 R.
240?T=65;T?1=13;DO
245IF?P=#D ANDP?1=#FF F=1;G.q
250IF?P=#D P=P+3;G.q
260?P=?P+1;P=P+1;?T=?T+1;LI.M
270qU.F=1;P=12291;R.
280REM-music
290mP.$21;P=#2800;M=P;[
300LDY@0;STY#83;LDA#28A8,Y;LOX@0
310STX#84;CMP@#5E;8NEP+10
320LDX#83;8NEP+6;LDX@14;STX#83
330CMP@#2E;8NEP+10;LDX#83;8EQP+6
340LDX@0;STX#83;CMP@13;8EQP+74
350CMP@32;8NEP+8;LDX@27;STX#84;LDA@#41
360CMP@#41;8MIP+57;CMP@#48;8PLP+53
370CLC;S8C@#40;ASLA;CLC;ADC#83;TAX
380LOA#28A9,Y;CMP@#23;8NEP+4;INX;INY
390STY#81;LDA#2870,X;LDY#288C,X
400TAX;LDA#8002;STX#80;LDX#80
410DEX;NOP;NOP;NDP;8NEP-4;LDX#84
420EOR@4;STA#8002,X;DEY;8NEP-16
430LDY#81;INY;8NEP-105;RTS;]
450U=#2870;U=#AC878FCE;U!4=#909AA0AC
460U!8=#78808088;U!12=#5F656871
470U!16=#50555555A;U!20=#4044484C;U!24=#34383C40
480D=256*90;GDS.t;T=#28A8;P.$6;R.
490tF.N=0T027;N?#288C=D/(N?#2870);N.;R.

```

Listing 1. Takes up 3;k in lower text space. Be very careful how you type it in

CAMBRIDGE PROCESSOR SERVICES LIMITED

**Britain's No. 1 independent
service centre for
the BBC Microcomputer**

- 1 & 2 year service contracts for the BBC Microcomputer all models including annual service and testing.
- All upgrades carried out – please telephone for availability.
- Fast turnaround – micros repaired, tested and returned within 5 days of receipt.
- While you wait service – please telephone for appointment.
- If micro already faulty – immediate repair and service carried out including a service contract for small extra charge.
- The only extra you pay is carriage and insurance to our premises subject to contract.

- Please tick service required
- I enclose £29.90 for a 1 year Service Contract
- I enclose £39.10 for a 2 year Service Contract
- I enclose £40.25 for a 1 year Service Contract and immediate repair
- I enclose £48.30 for a 2 year Service Contract and immediate repair

SIGNATURE _____

INITIALS _____

SURNAME (MR/MRS) _____

POSTCODE _____

TEL. _____

If paying by Access Card Number

Serial No: _____

Send remittance and micro (if applicable) to:

**Cambridge Processor Services Limited,
Unit 3, Trinity Farm Industrial Estate,
Nuffield Close, Cambridge CB4 1SS**

If you wish to order by telephone using Access, please telephone (0223) 313245

If for any reason you are not satisfied with the contract please return within 14 days of receipt for full refund. If you have also sent your BBC Micro for repair and testing a charge of £28.75 will be retained by us for the repair and handling. Your statutory rights are not affected.



ATOMIC MACHINE CODE

A book containing 23 fully explained machine code programmes for the Atom.

DATA SORTS ● MODE 4 CHARACTERS ●
GAMES ● POOLS PREDICTION ● TOOL KIT ●

Over 50K of programmes in 1 book for £5.75 inc.
Book and Cassette (source code) £15.50.
Book and Cassette (ready to run) £15.50.
Cassette only £11.50.



TOOLKIT

20 useful programmes for the BBC on one cassette.

BAD PROGRAMME LIST ● BAD
PROGRAMME FIX ● FIND PROCS ●
FIND DEFPROCS ● DISPLAY MEMORY ●
BIGLETTERS ● FIND BYTE ● FIND
VARIABLE ● AND MANY OTHERS ●

£3.95 inc.

ECCE Productions, 3/73 Station Road,
Sidcup, Kent. DA15 7DR.
Tel: 01-302 1667. (Mail order only)

CURE FUNCTION KEY PAPERITIS WITH FLIPSTRIP! ONLY £1.49 (+p&p)



The function keys are one of the best features of the BBC Micro except when it comes to labelling them for each program.

Now instead of all those scraps of paper creeping to the back of your machine, you can add one FLIPSTRIP – 10 strips in one spiral-bound package. Write on FLIPSTRIP yourself or stick on the strips supplied with software.

Only £1.49 + 26p post and package – or order 5 post free! Send cheque or P.O. made payable to FLIPSTRIP to the address below: £1.75 for 1; £7.45 for 5, post free. EDUCATIONAL AND TRADE ENQUIRIES WELCOME

FLIPSTRIP

18 Greek Street, London W1V 5LE 01-437 1674

THE DAN DIAMOND TRILOGY

My name is Diamond, Dan Diamond, and this is my story. A story of beautiful mermaids, bored robots and dank, dark dungeons. A story that started one muggy day in New York, and like the Big Apple, it's rotten to the core.

The Dan Diamond Trilogy is three separate adventure games. Each game may be played on its own, but clues may be found in the earlier adventures which may help later on. Each game comes with a lavishly illustrated 20-page case file, and hints (both helpful and misleading) which have been hidden in the illustrations.

Part I. Franklin's Tomb, in which our hero receives a mysterious plea for help which leads him to a hidden tomb and the mystery of the stargate.

Part II. Lost in Space, in which our hero finds himself stranded on a derelict spacecraft, doomed to travel endlessly through space, or find a way out.

Part III. Fishy Business, in which our hero lands on a watery planet, discovers the source of the plea for help and saves the day.

All three programs cost £9.95 each and are available for the DRAGON 32, BBC MODEL B and 48k ORIC-1 microcomputers. (note: Fishy Business for the BBC and ORIC will be available February 1984).

Cheques or postal orders payable to:

Salamander

SOFTWARE

17 Norfolk Road, Brighton, East Sussex, BN1 3AA.

Look out for Dan Diamond's next Adventure Series "Franklin in Wonderland" Available Spring 1984

"It must be the most consistently enjoyable adventure game I've ever played"
— Computer Choice (Program of the Month) —



FIVE PACK

WITH FLAWS

Utilities Pack, Salamander, model B, £9.95

SOUND and envelope editor, Epson screen dump, teletext screen editor and analyser, and a disassembler come courtesy of Salamander in one box.

All these programs are in a form where copying to disc is possible, but the sound and Epson programs are too large to run in the available memory. The latter can be corrected by changing page to &1100, but the former needs page to be at &0E00, and so needs shifting, or loading from cassette with page set to &0E00. Neither of these facts is mentioned in the manual.

The sound program is pretty standard. I copied a similar one from *Personal Computer World* about a year ago — though I then spent the best part of a week debugging it and correcting the algorithms! You can change all the various parameters for sound in one section, and for envelope in another, and a graphical display is provided to show the current pitch and amplitude envelopes, and the current values of the parameters. The instructions are rudimentary, and the user is referred to the *User Guide* for help — not that the beginner will get much from that source!

The Epson screen dump is very versatile, dumping any part of the screen in any mode. The section of the screen to be dumped is selected by pressing T,B,L,R,H,W to alter the top, bottom etc sections of a flashing box on the screen. This is an excellent feature, but the keys sometimes do more than you expect. Unfortunately, the quality of the resulting dump is pathetic in anything but mode 0. The patterns selected are simple stripes, and produce a distorted and ugly output. The program is actually a hybrid, using the Basic section to set various parameters, so you *must* have a text window of at least three lines for operation to be possible, and page must be reset to &1100 if the dump is to operate from disc in modes 0, 1 or 2.

The best program is the teletext screen analyser and editor. This allows you to examine the mode 7 screen, detecting all the control characters, and the ASCII codes of all printed characters (including graphics) by moving a cursor around the screen. The characters are displayed at the bottom left of the screen, and the current x and y coordinates, and the ASCII code at the bottom right. You can edit, draw and save pictures, and recall them from memory. Drawing your own pictures seems restricted to the normal ASCII alphabetic character set, and to the non-systematic graphics characters with codes less than 128. These are rather tricky to use! (A detailed diagram of the graphics set is included in the *User Guide*.) Peculiar things happened to the cursor at the cor-

ners of the screen. This program transferred directly to disc without trouble.

The disassembler is in machine code, designed to sit at the top of memory in any one of modes 0 to 2, 6 and 7 (but not modes 3, 4 or 5). It suffers from the usual problems with any disassembler, ie, lack of friendliness, and an inability to make a sensible decision as to where to start disassembling. If you start in a data table for instance, you are most unlikely to get sensible disassembly of the subsequent program.

To summarise. A good package of useful programs, all of which are, unfortunately, slightly flawed.

George Hill

KONG VARIANT

Escape from Orion, Hopesoft, BBC B, £8.95

THIS (almost) non-violent game is a variation in the *Donkey Kong* genre, ie, a little man climbs ladders, jumps gaps and moving hazards to collect objects (by jumping), all against the clock (a decreasing bonus).

In this game you've made an emergency landing to pick up tools, water, fuel rods and oxygen. When you've collected a screenful, you pop back to your flying saucer only to fly into another screen. But you never actually escape from Orion — when you've cleared the four screens (fast missiles, lifts, conveyor belts and electrified doors) you start again at the next difficulty level (maximum of nine). You can start the game from any of the four screens.

This is a fun little game that can also be used with a joystick. It has pleasant graphics, albeit spindly, and reasonable sound effects. Jumping gaps is sometimes difficult, as is often the case with this type of game. But persevere. Verdict: fairly bland — save up for *Killer Gorilla*.

Alan Pipes



THREE PRACTICAL

GOODIES

FOR THE ATOM

- Atom ROAM board, Timedata, £35
- 6502 Assembly Language Programming by Lance A Leventhal, Osborne/McGraw-Hill, £11.95
- Practical Programs for the BBC Computer and Acorn Atom by David Johnson-Davies, Sigma Technical Press, £5.95

GREAT stocking-fillers they may be, but where do you fit yet another Atom utility ROM? An ingenious solution is Timedata's ROAM board, a combination of ROM selector board and 4k RAM expansion. The concept is simple: put your three favourite ROMs into the sockets provided for easy access, and keep the less common ones on tape or disc, to be loaded into RAM when needed. The RAM, at #A000, can also be used for more general data storage.

You could even modify the features of ROM-based software by moving it into the RAM first, or develop your own super toolkit, with the best features of all the others.

If learning machine-code is high on your list of New Year resolutions, an excellent book to consider is *6502 Assembly Language Programming* by Lance Leventhal. Each 6502 instruction is briefly but adequately covered, but the author really scores by providing a host of useful routines (seven chapters' worth!) for common programming tasks, with exercises to test and stretch your understanding. Interface chips, interrupts, design, debugging and documentation all receive the same thorough treatment.

The book is not machine-specific, but don't let that worry you. It's a fine reference work, which you'll consult time and time again. A wealth of information for your money.

For those who'd like machine-code efficiency without tears, take a look at *Practical Programs for the BBC Computer and Acorn Atom* by David Johnson-Davies. The final chapter (worth the price of the book alone) details a complete, if modest, compiler for SPL, a Simple Programming Language. This takes high-level statements and converts them painlessly into fast, compact machine-code. For the more ambitious, the author also suggests ways of expanding the compiler.

Other chapters cover games, graphs, and words and numbers, presenting serious concepts in an entertaining and easily digested form. In all, a welcome blend of theory and fun.

Vincent Fojut

HARDWARE AND SOFTWARE **Micro-Aid** FOR THE BBC MICRO

SOFTWARE - Programs that are guaranteed to run! Save hours of work and worry with these utilities and practical programs on cassette or disc. Orders are posted the same day

102	CASHBOOK	Double entry 4 columns with accounts & analysis	£ 7.95	B
102d	CASHBOOK	Full disc version 1100 items on 100k disc	£13.95	B
103	LEDGER	Complements CASHBOOK with ageing & analysis	£ 7.95	B
105	MAILING	Holds 21B addresses. Alpha & post code sorts, fast search any format labels & delete, add and amend	£ 7.95	B
106	PAYROLL (W or M)	In 2 parts to handle weekly or monthly (state which) PAYE & NI for 100 employees. Fully supported.	£17.95	B
106a	Manual	30 page A4 manual with examples Extra No VAT	£ 2.50	
107	MEMO-CALC	Database/Calcsheet with up to 255 columns, string or numeric data, sorts, searches, calculations, with automatic fully formatted printout facility	£ 9.95	B
107a	Manual	20 page A4 manual with examples. Extra No VAT	£ 2.00	
201	GAMES 1	5 Card, Minefield, Darts, Pontoon & Mrmidon.	£ 4.95	B
203	HANGMAN	Word game in English, French, German, Italian, Spanish	£ 7.95	B
301	BANNER	Print large text and graphics on paper for displays	£ 2.95	A/B
302	DISTANCES	Three graphic maps of U.K., EUROPE & the WORLD Calculate the distance between any 2 places	£ 4.95	B
303	FLAGS	98 full colour flags of the world with questions	£ 4.95	B
304	STATPAK	Statistics package giving over 30 results	£ 9.95	B
504	PROCAIO	Includes SEARCHBAS to search a BASIC program and alter it, PROCVAR to list variables in a BASIC program & PROCFLUSH to clear resident integers in RAM	£ 3.45	A/B
505	UTILITY-A	Our best selling tape includes PROCAID, OFECHR to design, display & store graphic characters, SORTM/C a very fast machine code numeric sort, SORTBAS The undisputed latest BASIC sort routine	£ 5.95	A/B
600	FORTH	79 FORTH second language ROM for either OS	£34.74	B
601	LOGO-FORTH	Advanced Turtle Graphics Language ROM	£55.00	B
602	PASCAL-T	Structured language ROM with compiler-interpreter	£55.00	B
603	XCAL	Computer Assisted Learning ROM	£65.00	B
605	WORDWISE	Superb fast & easy Wordprocessor in ROM	£34.74	B
606	BEEB-CALC	ROM based spread sheet with floating point maths	£32.50	B
607	DISKDOC	ROM for disk problems in format, search, files etc.	£27.50	B
700	BOOKS	Various titles for the BBC Micro from	£ 6.95	
801	CASSETTES	C12 Computer quality tapes boxed in 10's	£ 4.50	
B10	5.25" DISCS	MEMOREX Soft sectored 40 track S/S discettes	£19.95	
900	SEIKOSHA	GF700A NEW 7 COLOUR dot matrix printer 50cps	£369.00	
901	EPSON RX-80	Superb printer 100cps, 3 fnts, graphics, tractor	£269.00	
901a	EPSON RX-80	T/F Same as above, with Tractor and Friction lead	£TBA	
902	EPSON FX-80	Magnificent 160cps, 6 founts, graphics, F.T Roll	£379.00	
910	DISC DRIVES	Simulink TEAC or MITSUBISHI with power supply, 100k 80k format disc cable and excellent manual. From	£199.00	
920	VDU STAND	Stainless Steel Support protects your micro	£19.95	
930	COLOUR TV	14" Colour Monitor 10MHz 430 pixels	£189.50	

ADD VAT TO ALL PRICES EXCEPT MANUALS AND BOOKS. FOR COPIES ON DISCS ADD £1.75 PER DISC. NO PACKING CHARGES. MOST PROGRAMS AVAILABLE ON MICRONET 800.

If you want further information before parting with your hard earned cash send for our free brochure to:-

Micro-Aid (AU)

25 Fore Street, Praze, Camborne, Cornwall TR14 0JX.

Tel: 0209-831274

Micro-Aid SPELL-CHECK £17.95

(The missing link to WORDWISE for bad spellers!)

FRENCH ABROAD £7.95

(French phrases for beginners with spoken French & English)

Epson FX-80 Printer £379

NEW Seikosha Colour Printer £369

PAYROLL (Weekly or Monthly) £17.95

The most successful Payroll for the BEEB

DISC DOCTOR £27.50 WORDWISE £34.74

FORTH LOGO/FORTH & PASCAL in ROM

NEW CASHBOOK accounts program

on disc with 1100 files on 100k and 2200 files on 200k disc

MEMO-CALC still the best data base calculating program given

**** rating by many reviewers

at £9.95 the most useful program you will ever buy

VISIT us on Stand 35 at the ACORN EDUCATION Show in January

A J SOFTWARE for BBC



'The Record Changer'
32K £19.95 Cass. £24.95 Disc.
far indexing, membership lists, directories, inventories, budgeting, etc., etc.

don't buy a database in the dark -
check the spec!

'The Wardsmith' 32K for Centronics 737/739
AND NOW FOR EPSON FX80:

£19.95 Cass. £24.95 Disc.
For Reports, Essays, Thesis, etc., etc.

Forget control codes - let 'Wardsmith'
realise your printer's potential

Options Timetable 32K
£14.95 Cass. £19.95 Disc.

A must for every secondary school. This programme helps with the timetabling of pupils' 3rd year option choices. Try the effect of any changes to your Options Timetable and let the micro do all the donkey work.

Simple Word Processor 32K
£9.95 Cass. £14.95 Disc.

Picture Maths
£9.95 Cass. £12.95 Disc.
An arithmetic practice Program for primary schools. Uses the BBC Graphics to keep the pupils' interest.

Venn Diagrams
£9.95 Cass. £12.95 Disc.
Solve the Venn Diagram problems. Primary/Junior pupils.

Tape Catalogue
£5.95 Cass.
Catalogue all your tapes using this program and never lose one again.

Copy Disc
£9.95
Copy disc to tape, tape to disc M/C, Data or Basic. Forget HEX addresses this program does it all.

ROM Read
£8.95 Cass. £11.95 Disc.
A machine code program to read the contents of any ROM socket and copy to RAM, tape or disc. Not to be used for illegal copying.

Machine Code Disassembler
£5.95 Cass. £7.95 Disc.
CDC disc drives cosed PSU from £215 + VAT, cables inc. Send for details.

Epson Printers
FX80 £370 + VAT £8.00 Carr
RX80 £270 + VAT
BBC Epson Cable £15 + VAT

Narmende
Not only the cheapest, but the best
Switchable 14" RGB Monitor/Colour TV
£250 inc. VAT and cable, £8.00 carr.
Rayalties for quality software
All prices VAT inclusive except where shown
AJ Vision Service Ltd 61 Jeddo Road
Landon W12 9ED

**TV START
FOR USEFUL
TRACKMAN'S TOOLS**

BBC Micro Toolbox by Ian Trackman, BBC Publications, BBC model B (series 1 OS), £21

TOOLBOX is an extremely useful collection of 25 utility routines. They are all written by Ian Trackman, whom many of you know from the BBC series *Making the Most of the Micro*; and indeed, it seems that most of the routines were written to help him produce programs for the series.

The routines fall into two groups: the first consists of 13 routines which are designed to be incorporated into your own programs.

For example, there are six sorting routines; a circle draw and fill; two double-height character generators (one for modes 0, 1 and 4 the other for modes 2 and 5); a machine code graphics dump for the Epson MX80; and a generator to output numbers through the speech chip. All of these can be used in programs without breaching the copyright.

The second group consists of programs, all but two in machine code, to allow various testing and debugging operations on Basic programs, or to allow you to globally alter your Basic programs. For example, there is a cross referencer, which will output lines containing a specific keyword and text (ie it is equivalent to a 'find' utility); a replacer, which will change any part of a Basic program into anything else (eg it will change VARI% to V% throughout the entire program); a packer, which will squash as many lines as possible together into a single line (this is one of three 'squeeze' utilities - the others are a space remover and a REM remover); and a variable dump, which outputs all variables, including arrays, used in your Basic program except the static variables (ie A% to Z%) - but the program has to be run and all the relevant variables created, for the utility to be used to maximum effect.

The software (on tape) comes with very comprehensive documentation: a 208-page book with full instructions for each utility, full listings for each utility (for the machine code ones, the source code), and clear details on where in memory to put the routines for both tape and disc machines. There is also a section on how to relocate the machine code programs, which unfortunately proves to be a rather messy operation in most cases.

This is a very well-produced and well-thought-out package for the serious programmer, and is highly recommended. I look forward to the second part which is in preparation.

Ian Birnbaum



CHIP COCKTAIL

Transistor's Revenge By Chris Butler, Softspot, model B (any OS), £6.95

TRANSISTOR'S Revenge is beautiful to watch, has nice sounds and is mindless to play. It's a game that really shows BBC graphics at their best.

In the centre of the screen is a large integrated circuit labelled '6502'. From this radiate printed circuit board tracks to the edge of the screen. Various electronic components move slowly and smoothly in along the tracks and occasional fast voltage spikes zip in. You control a cursor in the IC and fire your own spikes along the tracks to blast the components. The controls are responsive and fast, and, with practice, you can send impressive groups of spikes along adjacent tracks.

If any component reaches the IC or an incoming spike hits the cursor, the IC explodes. To add to the interest, every so often, bonus tools appear at the edge of the screen: hammers, spanners, pliers and something like a cocktail cherry on a stick with a piece of gherkin - perhaps it's a software tool.

After you've lost three ICs, you get the chance to either stop or carry on. In fact, it's easier to carry on which adds to the game's mindlessness - you stop caring if you get hit. If you do decide to give up, you can enter your initials.

The transistors, capacitors, resistors, LEDs, spikes and explosions are a joy to watch but unfortunately, the game hasn't much else to offer. Your responses are so limited, there's little to develop in the way of tactics or strategy - it's all a matter of refining your skill. *Transistor's Revenge* is really just a version of space invaders with the aliens coming in on tram lines. It's a wonderful implementation of a poor game, but I look forward to the programmer's next product - I'm sure he's capable of a lot.

Peter Balch

SAVE YOUR MONEY

Mr T's Money Box, Ebury Software, BBC model B (series 1 OS), £12.95

THE *Good Housekeeping* magazine has presumably given its seal of approval to *Mr T's Money Box* from Ebury Software, but it does not have mine!

First, I found it very tedious to load - 15 tape sectors are apparently taken up in just producing the title picture in a ghastly pink colour, and installing the loader. After three minutes loading machine-code programs (tiny print tells you to *RUN the program, not chain it) you are expecting great things, up to *Snapper* standards!

What you get is two games designed to assist the very young in recognition of coins, and in a very elementary way to assist them with money values.

My own experience was that this subject was picked up only too fast by my children without a computer's assistance! There is some supplementary value in the abstract shape recognition involved, but I cannot help feeling this is better learned using real money, or a Mothercare toy shape box.

A program of this simplicity and length should not need an instruction manual to help the parent set it up. All the menu programs should be self-explanatory. Clarity has been sacrificed to Mr T's graphics.

There are odd quirks too. One is that though copper coins appear as red in the full display, both copper and the gold £1 coin are yellow when you have to match them. Now we all know the £1 coin is close in size to both 1p and 2p coins, but it is not difficult to distinguish by eye. Yet Mr T expects you to distinguish between yellow circles differing in diameter by less than 1mm. Another annoyance was a seemingly meaningless collection of coins and Mr Ts which kept appearing at the end of a game. I was unable to discover why.

The graphics are dull, the sound is pathetic. I preferred the failure sounds to the success ones - surely a disastrous teaching point! No, parents. Save your money! Put it in your own money box, not Mr T's.

George Hill



OFF RECORDS...

The London ACORN-BBC Centre
Suppliers to Schools and Colleges
Maintenance Contractors

Atom:

Full hardware and software support.

BBC:

Model A £299
Model B £399
Memory up-grades £21.99
Repair service and component supply.

Printers:

Seikosha 100 £215
Epson MX80FT/3 £385
SCM Daisywheel £485

Cassettes:

Matched Cassette Recorders £26

Monitors:

12" Green Screen (Hitachi/Phoenix) £110
12" Colour (Kaga) £255
14" Colour (BMC/Cable) £255

Discs:

TEAC 40-track £199
Shugart twin 40-track £299
TORCH dual disc drive with Z80 processor, 64K RAM, CP/M and FREE software £780

Eprom programmer:

Specially designed for BBC. Programs 12 different Eproms including 27128. Includes screen software £95 (dealer enquiries invited)
Add 15% VAT to all prices. Carriage extra.

Tapes:

Top Tape: see adverts in Radio Times.
OFF Records beats all published prices.

Stationery:

Moore Paragon main agents. Large selection of continuous stationery, forms and labels.

Books:

Browse through the Computer Book Department for educational, scientific and business applications.

New Showroom:

OFF Records would expect you to buy best value. Spend some time in the relaxed atmosphere of our new showroom to find out exactly what you are getting for your money.

OFFware:

CHARAID for the design of a block of 4 characters in any graphics mode including mode-7. Outputs VDU23 commands, teletext commands and printer commands to screen or printer together with actual design. Substantial software with more than 20 well-documented commands. Indispensable for graphics work.

£7.50 p.p. & VAT incl.

ATILITY contains seven essential routines for the disc based Atom:

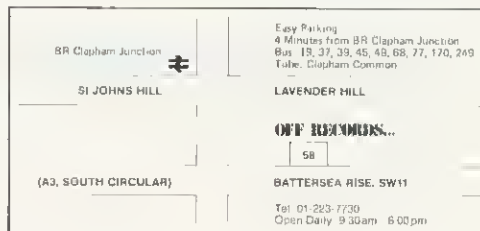
*COPY, *COPYT, *COPYD, *RENAME, *PURGE, *BACKUP, *AUTORUN.
£25 p.p. & VAT incl.

Vacancy:

OFF Records are looking for a bright spark with good knowledge of both software and hardware. Initially a Saturday job with a view to full-time employment.

COMPUTER HOUSE

58 Battersea Rise
Clapham Junction
London SW11 1HH
Telephone 01-223 7730



EDUCATIONAL SOFTWARE

For children ages 4-11

EDUCARE'S 50

Fifty high-quality programs for primary education
Strongly recommended by educational authorities

on the

ZX81

with

SPECTRUM SUPPLEMENT

£5.95 Paperback
122 pages

(All programs suit 1K ZX81)

on the

BBC MICRO

(Model A and Model B)

WITH COLOUR, SOUND &
OTHER ENHANCEMENTS
PROGRAMS WRITTEN IN
STRUCTURED FORM

£7.95 Paperback
110 pages

These programs cover a wealth of basic concepts every child will meet in primary education. They are produced by professional educators and have been thoroughly tested in a primary school. Designed to go beyond drill & practice they promote learning through interaction and discovery. Programs range from counting and simple arithmetic to ones dealing with volume, balance and direction, mostly in form of games. Each program is short but powerful and comes with full documentation.

To:

EDUCARE
139a Sloane St.
London
SW1X 9AY

Please send copies Educare's 50 on ZX81/Spectrum.
. copies Educare's 50 on BBC Micro.

I enclose cheque/postal order for £

Name

Address

Let your child benefit early — Send now

EC

BBC/ELECTRON SOFTWARE

QUALITY SOFTWARE PRODUCED BY PROFESSIONALS

EDUCATIONAL

Our educational software is used in hundreds of schools throughout Great Britain.

EDUCATIONAL-1 BBC/ELECTRON

£8.00

Hours of fun and learning for children aged 5 to 9 years. Animated graphics will encourage children to enjoy maths, spelling and telling the time. The tape includes MATH1, MATH2, CUBECOUNT, SHAPES, SPELL and CLOCK.

..... An excellent mixture of games, offering various levels of difficulty and speed of response. Entertaining enough to keep young children's attention and, on the whole, well-designed enough to help them learn while enjoying themselves..... Personal Software—Autumn 1983.

EDUCATIONAL-2 BBC/ELECTRON

£8.00

Although similar to Educational-1 this tape is more advanced and aimed at 7 to 12 year olds. The tape includes MATH1, MATH2, AREA, MEMORY, CUBECOUNT and SPELL.

FUN WITH WORDS BBC/ELECTRON

£8.00

Start your fun with alphabet puzzle in GUESS A LETTER. Continue your play as you learn about VOWELS, know the difference between THERE and THEIR and have games with SUFFIXES. After working so hard reward yourself with games of HANGMAN. Complete with graphics and sound. The tape includes ALPHA, VOWELS, THERE, SUFFIXES and HANGMAN.

*** SPECIAL OFFER *** BUY ALL 3 CASSETTES AND DEDUCT £4.00

ADD 50p per order postage and packing.

Cheque/P.O. to Golem Ltd, Dept. A
77 Qualitas, Bracknell
Berks. RG12 4QG. Telephone (0344) 50720

FOR FULL CATALOGUE GIVING DETAILS OF GAMES AND UTILITIES SOFTWARE (BBC/ELECTRON) APPLY TO THE ABOVE ADDRESS.

LAND OF THE BOFORS GUN

**3D Bomb Alley, Software Invasion,
model B, £7.95**

3D Bomb Alley from Software Invasion puts you in charge of defending a fleet of ships. After the title page and instructions have loaded, the main game is loaded.

First, a background graphics screen appears which shows a harbour surrounded by hills, cliffs and a blue sky. When loading is completed the game announces itself with a tune.

To play the game, you have to control the sights of an anti-aircraft gun and shoot down approaching enemy bombers. I found it easy to use the keyboard controls and in no time was hitting planes. When the game begins, you have three ships in the harbour and are awarded a new ship for every 10 planes hit.

At first, the planes approach one at a time and are easy to destroy, but as the game develops more planes appear... and then your problems start. If you fail to destroy a bomber, it will drop its deadly cargo and sink one of your ships. The game is over when all your ships have been sunk.

The ships and planes are well defined, with the planes increasing in size and definition as they draw nearer. They first appear as dots, but soon take shape. The aircraft drone matches the graphics and gets louder as the planes approach the ships.

Keyboard options include sound on/off and a freeze game key, always useful. One minor bug is that if a plane is destroyed at the side of the screen, the explosion spills off screen and re-appears on the opposite side, which detracts from the realism of the game.

That point aside, I found *Bomb Alley* an enjoyable game which is well presented and should provide a few hours of fun.


Paul Richard

MAGIC SQUARES

**Number Puzzler, by Mike Thorne, ASK,
London House, 68 Upper Richmond Rd,
London SW15, £9.95**

NUMBER Puzzler loads easily and reassures the user by initially reading a header block which displays the title on the screen. It is important that loading is straightforward because four minutes is a long time to wait to get a 'Bad program' error message.

The program begins with a menu which offers choices of playing *Addition*, *Subtraction*, *Adds and Subs* or doing a self test. All responses are by single-key entries except where the user's name has to be input.



Addition is played on either a 3x3 or 6x6 board. The aim is to get three numbers in a line by either using the two numbers given or their sum. Squares are coloured to show who has won them. The screen display is clear and instructions are unambiguous. Numbers seem to be chosen to produce a result and the machine checks for faulty addition. Entries can be changed and the delete key works as normal, even though the characters are plotted as enlarged.

In *Subtraction* a single number can be used as it is, or be split into any two positive numbers which sum to it. This is more interesting and produces better tactics than the simple addition version. *Adds and Subs* allows a mixture of both games with either the numbers being used, or their sum or the components of either. This is played on a 6x6 board (really four 3x3 boards arranged in a grid), and is quite difficult.

The skill level in the next stage, *Magic Square*, is much higher as the program gives a partially completed square. The user enters the remaining numbers and scores by how many horizontal, vertical or diagonal lines add up to the constant for the square which can be deduced from the original diagram. This game can be used at a variety of levels since almost everyone can complete some correct lines and more careful planning is needed to complete a magic square. It is a pity the arrow keys cannot be used to alter values and that there is no way to allow pupils to experiment without being trapped in the procedure of trying to score more than a hundred for the three games.

The self-test is disappointing because the time taken to plot the characters interferes with even a moderate typing speed. A fast typist is either frustrated by the time

delay or penalised for 'incorrect' answers. This part of the program does not match the standard of the rest.

The program is specified for children between four and 12, although it could easily be used with low-attaining older pupils. The whole package is professionally presented with an attractive instruction booklet and a simple mechanism to set the sound level to one of five values.

Although *Puzzler* will never be a wildly popular program, it is well worth the money for primary and secondary schools.

Paul McGee

WORD ROLLER

Wordhang, Bourne Educational Software, 32k, £8.97 (£10.99 disc)

HANGMAN programs proliferate for every micro, but *Wordhang* is the Rolls-Royce of them all.

There are several modes of play: individual word entry; use of list files supplied on tape; use of list files created using the *Wordstore* program supplied.

The program is menu-driven and allows the user to choose the length of guessing time. There is also a progress monitoring option to keep a record of the child's skill in spelling and comprehension.

As the child begins to play, the gallows appear - which alarmed some users who were used to having them built as and when they make mistakes. The mystery word is displayed as a series of dashes and a running list of letters already guessed is maintained for the child to see. For classrooms, it would have been an improvement to use double-height teletext characters, but this is a minor criticism.

Use of the same letter twice is not allowed and all illegal keyboard entries are ignored. As the word nears completion, encouraging messages are displayed and the man grows from head downwards as each error is added to the previous one.

The graphics are particularly good - if gruesome! The man smiles all the way up to the last mistake. As his final foot is fitted, his expression changes, his lip quivers and, with a most realistic bouncing, he drops and turns blue! Unfortunately, as is often the case with this sort of program, the reward for failure is more entertaining than that for success.

The child may guess the word at any point during the program, but a wrong guess incurs a three-stage penalty in the man's development.

This is an excellent version of an old chestnut and has obviously been well tested. Apart from the break key, there isn't much to threaten its robustness. Its flexibility in use is going to mean that many people who have used this type of program, especially in the classroom, will have one to cover all their needs.

Nick Evans

LOYNES COMPUTER CONSULTANCY

For the best prices on quality printers and other products for the BBC Model 'B' microcomputer

EXAMPLES

Star DP510 .. 100CPS .. 9X9 Matrix	£246.72
Shinwa CP80 .. 80CPS	£246.72
Star DP515 .. 100CPS .. 15" carriage	£291.00
Star STX80 .. 80col thermal printer	£136.90
Juki 6100 .. Daisy Wheel	£390.19
MCP40 Printer Plotter	£110.26
Olivetti JP101 .. Parallel .. (Ink jet)	£254.91
Hermes 612B .. 200CPS .. 18 Pin Head	£1596.63
Hermes 612C .. 400CPS .. 18 Pin Head	£1778.76
Star DP510/515 Ribbons	£2.30
Thermal Paper 2 rolls	£6.35
Daisy Wheels Assorted	£17.46
BBC-Centronics cable	£9.00
Pens for plotter .. 8 pens .. box of 10	£46.35
Discs .. SS-SD .. Per 10	£17.00
2000 Sheets Fanfold .. 80 col	£12.00
100 Disc Lockable box	£19.00

All prices fully includes. Add £7 p & p on Printers, 5% of cost otherwise (up to a maximum of £7)

Send large S.A.E. for extensive full lists and data sheets at the same level of discount to:

LOYNES COMPUTER CONSULTANCY,
Dept AU2, 30 Woodfield,
Briston, Norfolk. NR24 2JY

HOME STUDY COURSES

30 Hour BASIC

A beginner's BASIC programming course. Standard, ZX81 and Spectrum editions.

Structured Programming in BASIC

A second stage BASIC programming course.

Beyond BASIC

6502 Assembly Language Programming

MICROTRUST SOFTWARE

All Fingers Go!

Ultra fast touch typing course for BBC Model B. 2 cassette tapes boxed with instruction booklet.

£14.95 inc VAT (post free).

30 Hour BASIC

2 cassette tapes containing 62 programs from 30 Hour BASIC, for BBC and Spectrum Micros. Boxed with instruction booklet.

£11.96 inc. VAT (post free).

Crossword Puzzler

Programs to create and play puzzles plus 4 sample crosswords, boxes with instruction booklet. BBC Model B and Spectrum editions.

£5.00 inc VAT (post free).

Further information from:
NATIONAL EXTENSION COLLEGE
Dept 45, 18 Brooklands Avenue,
Cambridge CB2 2HN

Authorised Dealer & Service Centre IN MID-SUSSEX



BBC
MICRO COMPUTER



- **HARDWARE**
BBC B's & wide range of Monitors, Printers, Disc Drives
- **SERVICING/UPGRADING**
On site Engineering
- **SOFTWARE** Variety of Educational/ Games/Business Packages
- **COURSES** Beginners & upwards on BBC Micro from £15.00. Day/Evening. Children/Adults

PHONE
BURGESS HILL
(04446)

45636

Visit our New Computer Store

michael
Business Systems Ltd

195 LONDON ROAD BURGESS HILL SUSSEX

NEWARK VIDEO CENTRE PRESENTS

SUPER CLEAR COMPUTER DISPLAY - AND A TV!!

AN RGB MONITOR - WITH TV RECEPTION

14½" A2105/RGB £275.00	20" B6100/RGB £365.00
16" B3104/RGB £299.00	22" C7100/RGB £399.00
16" B3404/RGB with remote control & Teletext option £350.00	
26" B8400/RGB with remote control & Teletext option £465.00	

All prices include VAT, a 12 month guarantee, a 6 Pin Din lead, a mains plug and carriage to your door. All are Grundig TV's supplied with Grundigs consent.

Educational and quantity discounts are available.

What 'What Micro' said:

'The colours are just unreal like the 'simulated' pictures in TV advertisements. The best of all images came from this set.'

'A very reasonable comparison could be made with colour monitors costing several hundreds of pounds.'

NEW! 1 Input - 6 output. RGBS Distribution Amplifier - £250

For details of the full range contact:

**NEWARK VIDEO
CENTRE LTD**

108 LONDON ROAD, BALDERTON,
NEWARK, NOTTS. NG24 3AQ.
TELEPHONE: 0636 71475

Open 9 am - 6 pm Monday - Saturday

WORDPROCESSING STARTER FOR SCHOOL AND HOME

Beeline by Ian Birnbaum, EARO Resource and Technology Centre, Back Hill, Ely, Cambridgeshire, for Cambridgeshire Educational Computing, BBC model B, £16 (cassette)


TAPE-BASED word processors, by their very nature, are limited and cannot hope to compete with disc or ROM-based programs. However, use of good programming techniques and a little thought can result in a remarkably flexible compromise. Compromise it must be, because of the limited memory space available after the WP program has grabbed its workspace.

Different solutions to the problem can be seen in the approach adopted by IJK's *Wordpro* and H&H Software's *Alphabet*. The former uses an 80-column mode and limited facilities, the latter uses 40 columns but includes a number of useful block operations and printer facilities.

Beeline adopts a different stance altogether. It comes complete with a detailed manual, a set of instruction cards and the cassette-based program. Disc users need not groan because the publishers have adopted a very positive attitude, providing detailed instructions on how to transfer the program to disc. When used with discs, *Beeline* provides some extra functions.

The *Beeline* system comprises three modes of operation: input, edit and output, which are summarised in figure 1.

Text can be input via the keyboard or the tape (disc) filing system. Before this however, the line length and/or tabulation stops are set (figure 2). This done, an input menu is presented displaying the input selection. Keyboard input takes place initially on a blank screen, and this is where *Beeline*'s technique becomes apparent. No screen rulers, or on-screen formatting here; instead the screen acts as a 10-line 'page', each line being given a number in the left-hand margin. This is a little disconcerting



Documentation is a feature of Beeline package

at first, but not to worry, all carriage returns are taken care of.

Long lines automatically break and continue in the correct position – no need to bother with a carriage return (figure 3). As text is entered a new (numbered) screen appears. There is room for about 2500 words, after which the file must be saved and a new one started.

Editing the text is simplicity itself. Pressing the shift and * keys together allows entry into the edit mode. A selection of edit commands appears beneath the text (figure 3), and several useful commands are available. All editing requires the line number(s) to be given so the system can locate the necessary text. The copy key is used to reproduce the line to be edited and the delete key works as usual. Characters may be moved, inserted or deleted in the

middle of a line. This is achieved by 'cutting' a line and afterwards 'squeezing' (compressing) the text.

Text may be moved in blocks to another part of the document. Markers are not used, instead the line numbers must be specified. Up to 256 lines may be moved at a time. The edit mode allows for a limited search-and-replace facility. A locate command allows replacement with another word of the same length or shorter. To some extent this is selective, giving the option of altering the search string or not. OUT allows escape from the edit mode and the output menu appears on the screen (figure 4).

If all editing is complete, the text may be printed (option 1). The program asks a number of questions at this point: whether the text has been squeezed, if a printer is

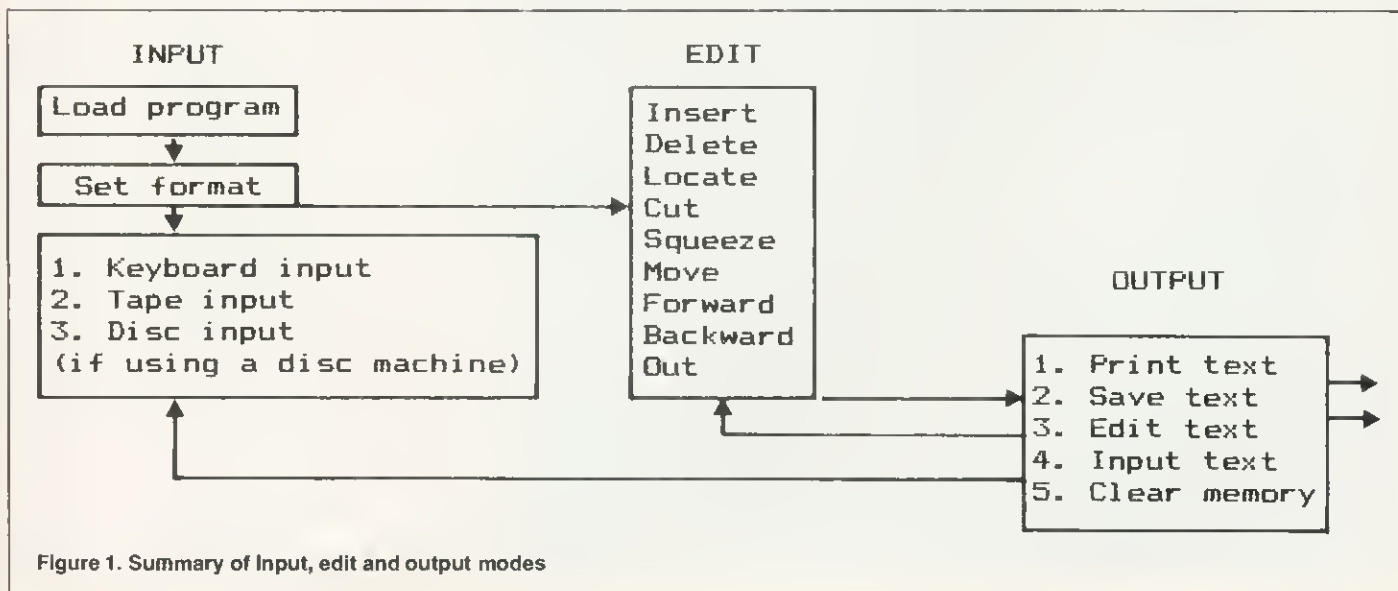


Figure 1. Summary of Input, edit and output modes

3D SOFTWARE

FOR YOUR BBC MICROCOMPUTER

3D TENNIS

Full feature, one or two player game. Fully detailed on screen scoreboard. You'll feel you're playing at Wimbledon.

3D GOLF

It looks a long way down the fairway. Trees to the left, out of bounds on the right and a stream crossing through the middle. All the fun of the fairway rough.

MELODY LINE

Not 3D, but an excellent music programme offering rhythm generator metronome, envelope design, 4 channel simulator tape recorder. Turns your computer into a piano keyboard.

DOVES

Certainly not a peaceful game. Fast arcade action. Will you get the bird?

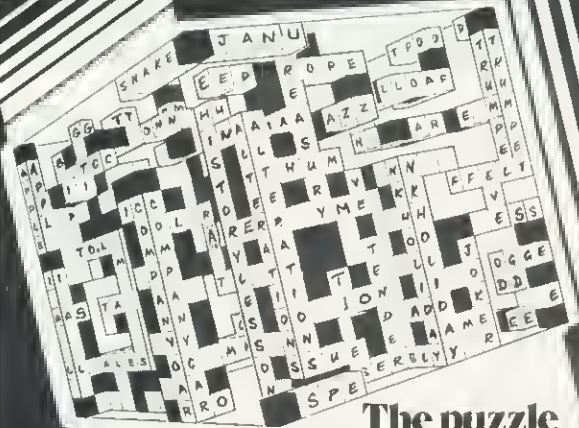
Large list of other proprietary software. Send a large sae for list

TORCH DISK PACK WITH FREE SOFTWARE
£730.00 + VAT

West Coast Personal Computers

47 Kyle Street, Ayr HA1 1RS Tel: 0292 285082

The ultimate Crossword



The puzzle that needs a computer

Alien present the ultimate in word puzzles - 3D integrated crosswords which form a cube.

All locations of this 3 dimensional puzzle are contained in the computer programme and you can complete any part you wish using the display on your TV and computer keyboard. Understanding all the relationships between the

crosswords is not possible without the computer but as you proceed you will discover new routes to help achieve the solution

Features: Solution Store, Instant Display, Anagram Function, Character Location in memory. This is a tough puzzle with a degree of difficulty - it's the ultimate but it's not impossible. Full instructions are included with the programme.

£1000 PRIZE
to sender of first correct taped solution run on our computer on 1st June 1984

Please mail the copies of the Alien Ultimate Crossword puzzle programme at £14.95 per copy inc. P & P for the BBC Model B Commodore 64 Spectrum 48K enclose or my Access/Visa Card No. is

Name _____

Address _____

City _____

Postcode _____

Please allow 14 days for delivery



The New Dimension
The Alien, Arndale House, Church Street, Blackburn, Lancs. BB7 5AF

Now Create
your own



With specially developed high quality viewing glasses

Please mail me copies of the Alien AUTHENTIC 3D GRAPHICS PROGRAMME at £9.95 per copy (inc. P & P)

ENCLOSE OR MY ACCESS/VISA CARD NO. IS

NAME _____

ADDRESS _____

CITY _____

POSTCODE _____

Please allow 28 days for delivery

Alien, the New dimension present...

The first programme which demonstrates true 3D effects on your TV. All the information you need is provided in the programme to create your own graphics in 3D.

Just imagine the games that could be written using this technique. Hours of fun and really dramatic visual effects.

BBC model B only

The New Dimension

The Alien, Arndale House, Church Street, Blackburn, Lancs. BB7 5AF Tel: Blackburn (0254) 52638

A

HARDWARE GUIDE

FOR THE BBC MICROCOMPUTER

OVER 200 PAGES INCLUDING:-

- COMPREHENSIVE CIRCUIT DESCRIPTION.
- FULL UPGRADE DETAILS INC. DISC + SPEECH.
- SERVICING DETAILS.
- EXPLANATION OF ALL LINK FUNCTIONS.
- CRAMMED WITH HINTS + TIPS + MODIFICATIONS. (MANY PREVIOUSLY UNPUBLISHED)
- CIRCUIT DIAGRAMS INCLUDED.
- MANUFACTURERS DATA SHEETS ON ALL MAJOR IC'S.

AN IDEAL CHRISTMAS PRESENT
ESSENTIAL FOR THE ENTHUSIAST AND
ADVANCED USER ALIKE

SEND CHEQUE OR P.O. FOR £11.95 + 95p P.P. (UK ONLY)

WISE-OWL PUBLICATIONS

HULL INNOVATION CENTRE, GUILLOHALL ROAD,

QUEENS GARDENS, HULL. HU11HJ.

PLEASE ALLOW 28 DAYS FOR DELIVERY

attached and paper correctly positioned. Printer line length and margins are set and the options of emphasised printing and right justification of the text are given. Initially, the program is configured to Epson printers. (However, the publishers positively encourage the user to alter the program, and provide details of how to convert it for other printers.) The text now printed may be saved on cassette (or disc), or returned to for further editing.

The program works well and does all it purports to do. I could not uncover any bugs and my overall impression was how friendly the system is. One very pleasing point is that all operations which are fairly drastic in consequence are trapped by a routine which politely asks 'Are you sure?' to minimise accidental loss of text. The author has also (sensibly) trapped the break and escape keys for the same reason. The problem then arises however, of how to leave the program. The only solution is to switch the machine off and back on again. I would have preferred an extension to option 5 (clear memory), to include an exit from the program.

Colour highlights various actions in the edit mode and as *Beeline* is written in mode 7, all text is clearly visible on a television set. Menus are displayed in large characters and are simple and clear. The BBC micro's editing facilities are put to good use, but apart from one instance (key f0 to save cassette files), the function keys are neglected. It would be better if these were programmed to perform some of the edit functions or allow the user to program them with commonly-used words and so on.

The standard of the documentation included is very high indeed, with every instruction covered in a section of its own. The author has thoughtfully included a tutorial in the back which takes newcomers through the whole process one stage at a time. The inclusion of sturdy, laminated instruction cards is an excellent idea.

The program's author, Ian Birnbaum, is no stranger to *Acorn User* readers. He has written a very neat package which should satisfy most of your needs. Such is the simplicity of *Beeline's* operation and the clarity of its approach it is ideal for children to use as an introduction to word processing. Indeed, I worked through the program, with a 12-year-old who experienced few problems writing a story once the initial learning difficulties were overcome. The limitation of not being able to see the formatted text on-screen will exclude serious applications, but then that is not where the package is aimed. It is a matter of 'horses for courses'. If you require the sophisticated functions of ROM-based programs, you pay your money and take your choice. As an introduction to word processing however, *Beeline* really does offer value for money and can be thoroughly recommended - for schools or in the home.

Chris Drage

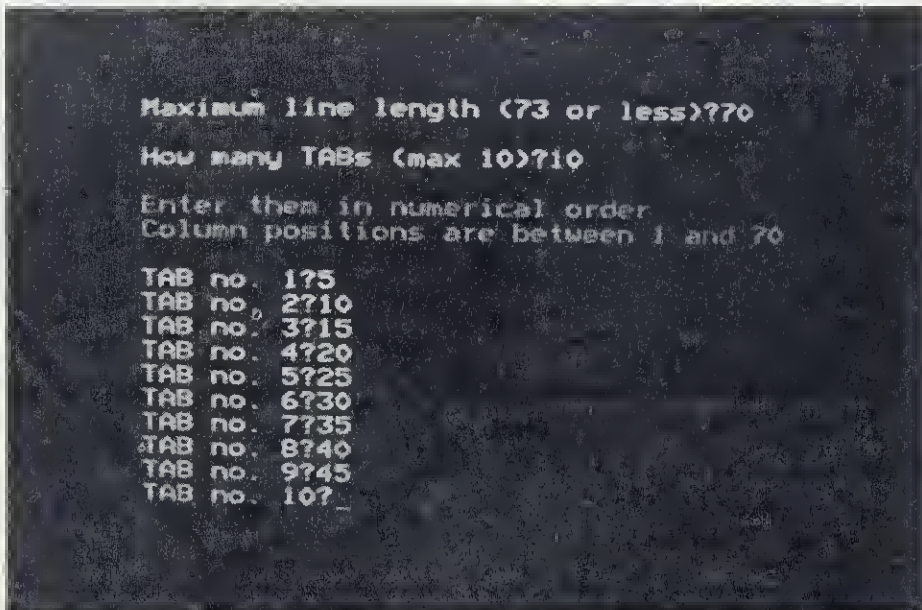


Figure 2. Setting line length and TAB stops

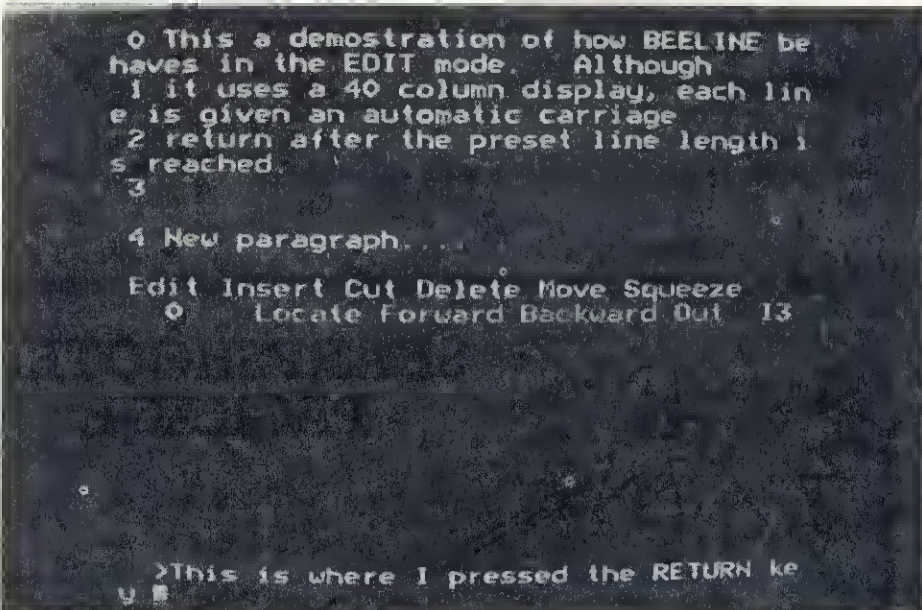


Figure 3. Automatic carriage return

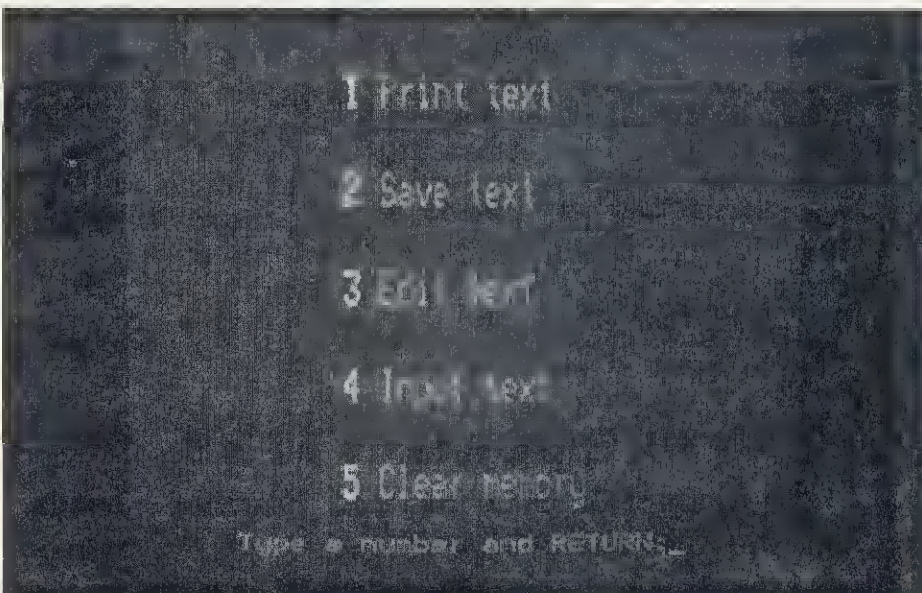


Figure 4. Output menu called by OUT command

Increase your fire power!



More than just a joystick.

A superb joystick and a keypad for the price of either. Plus the software to integrate it into the computer's systems.

★ 12 Months Guarantee.

★ 7 day Money back Guarantee (on Hardware)


DELTA DRIVER on cassette or disc: Two programs on each cassette or disc. One diverts machine code programs from the keyboard to the joystick or keypad, with adjustable sensitivity on the joystick and will run on any O.S. The second program (needs O.S. 1.0 or later and an adaptor box) duplicates any keyboard keys on the keypads, in the operating system, so that it can become a numeric keypad or will take on the function keys.

DELTA 14b HANDSET £12.95 DELTA 14 b/I ADAPTOR BOX £13.95
DELTA DRIVER CASSETTE £5.95 or DISC £8.95 Prices include VAT and P & P.

Voltmace Ltd

PARK DRIVE, BALDOCK, HERTS. SG7 6EZ.
Tel: (0462) 894410

Callers welcome at the factory – Monday to Friday



Complete control at your fingertips.

- Nylon encased – Steel shafted joysticks with ball and socket joint
- Fast spring return to centre
- Graphite wiper linear potentiometers

One handset will work on it's own in the A/D port as a joystick and two fire buttons. Joystick is immediately compatible with ACORN SOFTWARE and similar software.

The adaptor box joins together the analogue and the user ports to use the full keypad giving a total of 24 user definable keys. The adaptor box can also be used as a splitter for the A/d port to take two items at the same time, e.g. joystick and lightpen.

Voltmacedelta 14b

EXCLUSIVE OFFER!

SHARPSHOOTER PACKAGE

BBC

We have a limited number of high quality light sensitive guns for use with your BBC Micro. Each of these highly accurate guns is supplied with a challenging machine-code program to test to the limit your skills as a marksman. Features include waddling ducks, bouncing targets, bonus time for high scores, 6 skill levels and rankings of the highest scores.

Be on target — ORDER NOW!

**ONLY £19.95
inclusive**



SUPERIOR SOFTWARE

Dept G1, 69 Leeds Road, Bramhope, Leeds.
Tel. 0532 842714



BOOKLETS ARE ONLY GRUMBLE

Scales and Transverse Waves, Five Ways Software, BBC, £12.50 each

DESCRIBED as suitable for children of 11 and over, *Scales* is designed to teach pupils how to read a thermometer, a measuring cylinder, a burette, an ammeter, a stop-watch, a vernier and a micrometer screw gauge. It should provide an essential skill for those taking science and some craft courses.

The program loads easily and gives the user a menu from which to choose the required measuring device. Although the accompanying booklet – there is one for both programs – says that the cursor is moved up and down using the U and D keys, the arrow keys work just as well.

A diagram is drawn for each device and the user is asked to input the reading to the correct level of accuracy. Incorrect or null answers (by pressing RETURN) produce an explanation, and pressing fo gives the current score and the chance to change device.

The vernier and micrometer gauge displays are particularly helpful. The measuring cylinder, however, is hard to read on a monochrome monitor and this certainly demands a different physical skill from that needed to read the real thing. The notes make the point that pupils should have seen the real device in use and should be aware that although the program does not demand units every real application will.

The program is intended for both class display or individual use. For general class use the numbers seem rather small, but the layout, mode of operation and helpful corrections make it ideal for small group use. The program will be a boon to teachers who have found progress of practical work slowed down by pupils who cannot read a scale and who need individual attention.

Transverse Waves is for pupils following Physics courses at O level or above. The program covers interference, reflection and beats, all of which can be displayed with a varying number of points, varying speed and the ability to freeze a frame by pressing the spacebar. It is an excellent program that gives endless possibilities for pupils of average and above-average ability.

These programs are robust, the screen displays are clear and uncluttered and they both meet worthwhile educational objectives in an appropriate way. My only criticism is that the brief booklets don't give the average teacher sufficient help to get the best from the programs. A few helpful sample runs showing some of the advantages of using the computer would have been helpful, particularly in the *Waves* program.

Neither booklet gives much educational



philosophy and the user has to learn a lot by trial and error. For example, it would be useful to know how *Scales* responds to errors. Does it immediately repeat a question thinly disguised or wait a few turns before repeating it – or ignore the error altogether?

The programs incorporate the Five Ways Software security systems to prevent copying or listing.

Paul McGee

VOICE CHIP MAKES ENTRANCE

Happy Letters, Bourne Educational Software, BBC, £8.97.

HAPPY LETTERS is a comprehensive letter-matching program for the three to five year age-range. Both upper and lower case letters are matched with other upper and lower case letters on the screen or with the keys on the keyboard. An additional facility is the use of the voice synthesis chip (if fitted to your machine) which pronounces each letter to be matched as it appears. It is the *name* of the letter rather than its sound that is produced, which some teachers of reading would frown upon. The program works without the sound option.

The letters to be matched are produced in sixes, alphabetically, from a pre-selected part of the alphabet. This means you can control which area the child concentrates on. The six letters, or words beginning with them, appear in a column and the first letter to be matched jumps down the right-hand side of the list, begging to be matched. The child responds with the return key when the letters match.

Several attempts are allowed, the final

ones prompted by a flashing box around the correct answer. The correctly matched letter then moves into a box on the left of the screen and six angry-looking fish on the right gobble up the letters as they are chosen. The fish return smiling, ready for the last stage of the program.

When all attempts have been made and the fish are either full or still angry, along comes the crocodile. The fish, replenished by the diet of letters, have the energy to swim away while those unfed become the crocodile's meal, usually to the delight of the player. Another amusing feature is the mystical tune from *Close Encounters of the Third Kind*, the audible reward for a correct choice.

Some problems arise when the keyboard choice is used. Here the child matches letters on the screen with the corresponding key. My 3½-year-old found that the mode 5 letters did not match the keys at all. For a non-reading beginner this is not only confusing but illogical, though with practice the child would soon learn to pair them correctly.

Generally speaking, however, the program is well-written, well-controlled and entertaining for the beginner or the reader with letter-identification problems.

Nick Evans

QUALITY BYWORD

Approximation, Estimation and Standard Form, Five Ways Software, £14.38.

THIS professional, well-tested program comes from a company that has become a byword for quality educational software. In terms of presentation and clarity of instruction there are few competitors.

In each of the three options one is able to select a difficulty level and, in the case of *Estimation*, an accuracy level. Although it is menu-driven, there is a summary of special keys which affect the operation of the program, all of which are clearly indicated in the handbook and program.

As is so often the case with this sort of software, one is often in difficulties deciding whether it should be for class demonstration use or for individual experimentation. Obviously it lends itself to both, but in a classroom one needs a very big screen for single-height teletext characters.

In terms of the actual operation of the program, the student is expected to be able to develop his ability to estimate based on increasing success with the tests given to him. A clear indication of his level of accuracy is shown by a bar chart on the right of the screen.

Approximation may be performed to a top level of five decimal places and five significant figures. In *Standard Form*, the student may be asked to convert floating point to standard form or vice-versa.

A straightforward, practical and useful tool for the mathematics classroom.

Nick Evans

Dodgy Dealer

"You'll be hard pressed to find a better business game for the BBC Micro than this grand effort" - (TV Choice Nov. 1983)



A captivating game emulating the real business world. As boss of a small manufacturing company, you are required to make executive decisions to enable your company to survive and even prosper in the face of strong competition.

The game is dynamic: the more your skills improve the greater the competition becomes. £6.50

One of the biggest attributes that a computer has is the capability to sort vast amounts of information. But have you ever wondered how a computer carries out the sorting process?

SORT ANIMATOR

is the first in the Computer Tutorial series by OIC, explaining visually and in detail how a selected variety of sorts work.

Also includes routines that can be used in your own programs. £6.50

All products supplied on cassette for the BBC B 1.2 o/s
All prices include VAT & P+P

The complete OIC product range will consist of:

- | | |
|-----------------------|-------------------|
| Text games | Early learning |
| Adventure games | Computer tutorial |
| Graphics games | Tools & utilities |
| Business applications | |

Products available soon for the
Electron CBM 64 VIC 20 Spectrum

WATCH PRESS FOR ANNOUNCEMENTS

Products available from your local computer store or direct from:

OIC Ltd., Dept. OPD/AU2, FREEPOST, Camberley,
Surrey GU15 4BR

Dealers/Distributors

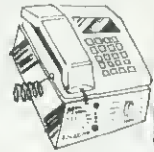
Contact Richard Edwards on (0344) 773229

NEW!

MODEM

WS2000 "WORLD STANDARD"
This is the only Modem you should ever
need to buy: All standards in one package!

- * 300, 600, 1200, 1300 TS BAUD
- * FULL and HALF DUPLEX
- * ORIGINATE and ANSWER
- * RS423 232 COMPATIBLE INTERFACE
- * CCITT AND BELL (USA) STANDARDS
- * HOST 75 1200 BAUD CAPABILITY WS2000 CAN COMMUNICATE WITH VIRTUALLY ANY OTHER MODEM, IN ANY COUNTRY!
- * IN-BUILT SELF TEST FEATURES
- * BUSINESS OR HOME USE VERSATILITY
- * BT APPROVED ISOLATION COMPONENTS AND MODULAR PHONE PLUG




LINK THE WORLD TO YOUR COMPUTER FOR JUST **£99.95** exc.
(Includes FREE computer contact numbers directory)

GRAPHICS DIGITIZER

"Computerised Drawing Board" for BBC 'B'

Our latest issue featuring:

- * 40+ GRAPHICS COMMANDS
- * AUTO SHAPES, COLOUR FILL
- * SAVE SCREEN, PRINT SCREEN
- * UNIQUE 'WORK SHEET' DESIGN AID SYSTEM
- * TOP SOFTWARE IN CASSETTE



** OUTSTANDING VALUE OUR DIGITIZER, WORK SHEET, CASSETTE AND 8-PAGE MANUAL
READY TO USE FOR ONLY **£29.95** EXC. (Also for RML soon!)

LIGHT PENS

- State-of-the-Art electronics and latest software in cassette at AN UNBEATABLE PRICE
- * FULL FREEHAND DRAWING DIRECT ONTO TV MONITOR SCREEN (colour and b/w)
 - * CHOOSE DRAWING MODE - FINE TO MEDIUM LINES, OR 'FINE TO PAINTBRUSH'
 - * FULL 8 COLOUR PALLETTE
 - * SAVE PICTURES TO CASSETTE DISC
 - * PRINT OUT PICTURES (Epson etc)




READY TO USE, ALL FOR **£12.95** EXC
FROM STOCK FOR BBC 'B'
and for RML soon!

LIGHT PENS

CONTROL INTERFACES

- Our ever-expanding range of Control Interfaces covers digital and analogue control via BBC and RML computers, from a few volts to mains power
- * OPTO ISOLATED for total safety and computer protection
- Use our interfaces to control lab experiments, robotics, industrial processes - even the central heating.
- * PRICES from £34.00 exc
 - * SEND SAE for latest spec. sheets
- OUR PRODUCTS HAVE BEEN SUPPLIED TO HOMES, SCHOOLS AND COLLEGES THROUGHOUT THE WORLD, AND TO H.M. MINISTRY OF DEFENCE.



Seasons Greetings

Please Rush Me. . . .

- () WS 2000 MODEMS @ £116.00
- () DIGITIZERS (BBC B) @ £36.00
- () LIGHT PENS (BBC B) @ £16.60

DELIVERY, VAT INC.

Cheque/PO enc. . . Debit my Access/Barclaycard No.
/FOR TOTAL OF £
Name Address
Postcode

MINOR MIRACLES MINOR MIRACLES DEPT AU 1
PO BOX 48
IPSWICH IP4 2AB
TEL: 0473-50304 (SALES) 0449-721888 (TECH)

GLUTTONY IN THE GARDEN

Caterpillar, Gemini, BBC 32k (any OS), £9.95

ARNOLD is yet another lovable(?) character to arrive on the software scene. He is a caterpillar with a voracious appetite. We find him in a walled garden full of lettuces (which he likes very much) and coloured, poisonous mushrooms (which he definitely doesn't). Your job is to see he gets fed by moving him around the garden. You must of course avoid the mushrooms and the garden wall which are both fatal. (Everybody say Ah!) By the way, he's a rather noisy eater and he gulps his food.


He has three lives at the start of his journey and you have to guide him through 10 different screens or gardens. The first four are as described above; you get points for the number of lettuces he eats and a bonus if you survive for the time allocated to each screen. As you progress he grows longer (what else would you expect from a glutton?) and he gets faster (presumably from all that energy he stores). This can make the task of keeping him alive very difficult. While you are looking for the next lettuce to aim for it is quite easy to bump into a mushroom or even the wall.

There are no mushrooms in screen five, just a mass of lettuces. Here you just have to eat as much as possible within 30 seconds (which suits Arnold down to the ground). It might sound easy, but by this stage Arnold has almost attained mach 1 and the walls loom larger than life. If you survive this of course you get a special bonus.

Screens six to ten are identical in format to the previous five, except you now have Charlie to contend with. Charlie is not Arnold's best friend, in fact he's a rather aggressive customer (which isn't surprising as you are now eating his dinner). Avoid him like the plague or it's the kiss of death.

The game is well presented, playable and enjoyable. It has good sound and colour, and the animation is very smooth. I would like to have seen a joystick option, as the game lends itself readily to it. However, just four keys are required to control the game and the only thing to remember is that you can't turn back on yourself. Presumably if you did Arnold would bite his own tail off. I was a little frustrated at the response to the keys when Arnold was travelling at a rate of knots. On occasion it didn't seem to pick them up quickly enough, and I'm sure I pressed the right ones.

In all, it's not just another caterpillar game, although that's obviously where its roots lie. *Caterpillar* could be described as an adaptation of various themes, and in



this respect it somewhat lacks originality. However, it's a novel little game and for those who like the type it should provide a lot of pleasure.

I never did get through to the final screen (my reflexes must be slowing with age), so I don't know what delights await. Hopefully you are suitably rewarded. My only questions are: does Arnold ever turn into a butterfly? (he should do with the amount he eats); and will Charlie ever have a change of heart?

Ian Rowlings

NO APPLAUSE FOR CRICKET FLAWS

Owzat?, Virgin Games, BBC 32k, £7.95

WHEN I was a schoolboy we used to play a cricket game with a scorebook and two metal dice which you rolled to determine the outcome of each ball. It was my habit to ensure that Ted Dexter, aided and abetted by me at the other end and controlling the dice judiciously, invariably got a double century.

This game is a computerised version of that one. You can select your own teams or use the English/Australian ones provided. You can have automatic bowling and batting or do these yourself (fairly crudely) using the keyboard. You can also decide whether you want a limited-overs match or a full game.

The screen display represents a view from approximately the stands at the mid-wicket boundary, which becomes a close-up if you're doing your own batting. At the end of each over you get the bowling

analysis, and at the end of each innings the full scorecard.

Although as a cricket enthusiast I approached the program with some eagerness, I rapidly found it not only dull but downright irritating: what is missing is the attention to detail which cricket fans love. If you're batting and you miss the ball, you're automatically bowled. There is no provision for extras, no column showing maidens in the bowling analysis, no fall-of-wickets on the final scorecard, no run-outs allowed. The bowlers don't change ends after each over and the Australian fast bowler Jeff Thomson needs a 'p'. I grew tired of the large number of sixes scored over the head of third man.

Attention to detail is also missing in other areas. There are no sound effects (why not the sweet sound of willow meeting leather or of the crowd applauding a fine shot?) and you need a magnifying glass to read the instructions.

Virgin got into the software business with a big splash and rapidly acquired a lot of dissatisfied customers. Judging from this offering they still have a long way to go to improve.

Simon Dally

ARCADE MUST

Missile Control by Nicholas Tingle, Gemini, BBC 32k (any OS), £9.95

A FAITHFUL rendering of the arcade favourite where missiles track and branch down the screen. They're after your cities and your missile launchers. You have three bases perched on mountains left, right and centre, plus six cities to protect. You aim missiles by placing the cursor in the path of one or more enemy missiles and selecting the appropriate fire base using f0, f1 or f2 (or if you press shift the program selects for you the nearest base to the target). The cursor is moved using the arrow keys; A and Z can optionally be used for up and down.

As you can gather, some degree of manual dexterity is called for, but if you have a joystick, select J and life's a lot simpler.

At the end of each raid, the surviving cities and remaining missiles are totted up. On wave two, planes and satellites fly by dropping more missiles in their wake; on wave six, smart missiles that dodge your missiles make an appearance. The game ends when all six cities have been knocked out, and you'll have to endure a nasty stroboscopic 'the end' display that seems to last for hours. Get on the scoreboard and you're treated to a famous Cliff Richard tune (not Summer Holiday). Up to four players can play together in turn. A must for arcade action freaks, it's also available for the Electron.

Alan Pipes

OAKLEAF COMPUTERS LIMITED

CHRISTMAS SPECIALS

"PAINTBOX"

- Superb Graphics programme
- For the BBC Model B

£9.95 (including VAT)
+ £1.50 Carriage

"LE BOARD"

- 16 Slot ROM Board
- High and Low speed switching
- Will Support RAM on board

£35 (including VAT) + £1.50 Carriage

BBC
SOFTWARE &
ASSESSORIES

NETWORKING
& EDUCATION
SPECIALISTS

IN
STOCK



Please send your
remittance to -

ACORN

SPECIALISTS

121, Dudley Road,
Grantham,
Lincs.
0476 76994/70281

OR: 100, Boughton,
Chester,
Cheshire.
0244 310099



BBC SOFTWARE

* Arcade Games * Adventures *
* Educational * Utilities * ROMS *
* Languages * and more

HIRE

Most from £1
per fortnight


BUY

With up to
25% discount

Membership £10

For catalogue and membership form send name
and address to

Ricksoft, Dept. A, 78, Warren Drive, Hornchurch,
Essex RM12 4QX.
Tel: (04024) 47722



ACORN COMPUTER

Acorn Computer's
newly opened
Covent Garden store
now require:

- CASHIER
Experience preferred. Age 18+
- DEMONSTRATOR
Experience essential
with the BBC micro
and peripherals


Salary negotiable. Write to:

Angela Francis
Acorn Computers
10 Henrietta Street
London WC2

BBC EXPANDABLE CONSOLE

A professional console to house
disc drives/2nd processor/
Torch dual drives/teletext, etc.
All untidy wiring out of sight in
the strong aluminium console in
a matching textured colour.
Coming soon a bolt on extra
module for extra expansions.

Also available a matching printer
stand, yes stack your paper
under the printer.




PRINTER/VDU STAND

BBC owners who only need a
VDU stand will find the stand
slips comfortably over the BBC
with adequate ventilation allowed
for. After use the micro can
be slid UNDER the stand acting
as a dust cover when micro not
in use

PRICES :

BASIC CONSOLE as shown
only £39.99 + £4.00 p/p
PRINTER/VDU STAND
only £14.99 + £2.00 p/p
Please add V. A. T. at 15%



For further information enclose sae or send cheque to,

Mail Order Only **Silent** 01-801 3014 27 Wycombe Rd London N17

Viewing by arrangement **COMPUTERS** 24 hour ansaphone

Please allow 28 days for delivery

OVERPRICED AS

CLASSROOM AID

Chemical Analysis, Acornsoft, £13.80 (£17.25 disc).

THIS suite of three programs, designed for the 14 to 16 age range, deals with the major areas of chemical analysis in broad terms: elements, inorganic and organic.

The basic format for each of the programs is the same; the machine randomly chooses from a data list the substance upon which tests may be made. A list of possible tests is put on the screen for the student to make his choice. As each test is performed a small amount of text, recording the result of that test, is put into the 'answers' section. Every time a further test is made, the results of the previous tests are still visible. It is possible to give up by pressing the escape key and then the choice of quitting the program entirely, starting again or seeing the answer to the previous test is given.

The problem with the programs is that, although similar, they are not identical in operation. Now it's unlikely that a student will study all three at once, but it is confusing when conventions accepted in one program do not apply to another. For example, when a test had been performed on a substance, that test was highlighted in green to make it obvious the choice had already been made. Apart from the fact that green makes no noticeable difference on a green monitor, I was surprised to realise that this rule did not apply in *Elements*. Whether this was an oversight I don't know.

On a similar, and possibly equally trivial point, spelling such as 'gasses' and 'dissolves' also had one wondering about the speed of production of these programs. Moreover, again in *Elements*, the answer did not appear when you followed the escape routine, which was most frustrating.

The range of tests often seemed inadequate, especially on the higher levels of *Elements*, since when one is dealing with the full breadth of the Periodic Table, elements that are close to each other are necessarily similar in properties. It was at this point that the range of tests seemed to fail – particularly when dealing with metals. The same comment in general terms could be applied to all three programs to a greater or lesser extent.

Another disturbing point was that there was no 'descending' of the numbers in formulae.

As a revision aid this program would probably be quite useful and constant use would enhance the student's basic knowledge of these three areas. However, as a classroom aid it is limited and seems overpriced for what it is.


Nick Evans

EXCELLENT BOOK

ON ASSEMBLER

Beyond Basic

6502 Assembly Language Programming for the British Broadcasting Corporation Microcomputer



Richard Freeman

ZX GRAPHICS

Firehawks, Postern, BBC model B, £6.95

DOES the world really need more space invaders? Well, whether we need them or not, Postern had given us them. This isn't quite the standard invaders though, the Firehawks appear singly and in groups from the top of the screen and have to negotiate various fixed patterns of shields.

After each wave of Firehawks, a new shield pattern is drawn. At first, they come in slowly – they seem to hover waiting to be shot and get caught behind the shields – later, they come in more quickly but never show signs of intelligence. The last Firehawk on each sheet is very much faster, and so difficult to hit. In later sheets you're left feeling that the program has cheated.

The tape loaded successfully every time with three programs – a title and fanfare, some terse instructions and the game itself. The cassette cannot easily be copied to disc as it contains several protection mechanisms; however, a disc version is available.

The graphics of the game are disappointing – they make the BBC look like a Spectrum. One 12-year-old's reaction was 'what's that – a flying Haggis?'

The controls are difficult: 'Z' and 'X' move your base left and right at such speed that we had no fine control even after practising for several days. There is no joystick option. You get a choice of the starting sheet and the speed of the Firehawks. The sheets count backwards from 15 but we never reached zero, so I can't tell you what happens.

Personally, I prefer *Swoop* or *Arcadians* but, if you're looking for a new challenge, *Firehawks* is an interesting version of an old favourite.

Peter Balch

Beyond Basic: 6502 Assembly Language Programming for the BBC micro, by Richard Freeman, BBC/NEC, price £7.25 (cassette £11.50)

THIS package consists of a book – 256 pages (could this be significant?) and a cassette of the programs which are used as examples within the book – 81 programs in all plus a Title program which is similar to, but even less inspiring than, the Intro program which comes on the Welcome cassette. Having said that, however, the contents of the actual book are really excellent.

The book is in the same series and uses the same techniques as the NEC book *30 Hour Basic*. It aims to lead you into the world of assembly language programming by getting you to do practical exercises, with the emphasis strongly on 'hands on' and 'brain engaged'. Each chapter contains self assessment questions with answers, carefully stated objectives, and an assignment.

The book is spiral bound like the *User Guide* which makes it easy to use. It is well set out and makes good use of green and black printing and different typefaces, though some of the diagrams contain hand written titles which make it a little untidy in places.

The programs are well presented, using lower case for variables names and labels, and using lots of comments.

Ten chapters cover: number representation – hex and binary notation; addition and subtraction; jumps, loops and branches; addressing modes; multiplication and division; lists and tables; the stack, CALL, USR and masking; operating system calls; tough stuff – 16 bit multiplication and division, plus sorting a Basic array; round-up – a useful final section on hints and tips, and errors to avoid.

Two complaints come to mind. First, in an exhortation to follow the text methodically at the beginning of the book, the author says that if you don't the only way to find points you miss is through the index – but there isn't one! (Mind you, I suppose that just emphasises his point.) Second, since the BBC has such a powerful operating system it seems a shame more use is not made of it in teaching the basics of assembly language programming. I find that students are more excited by writing a machine code program to draw lines on the screen and change colours, than to add and subtract hexadecimal numbers.

Despite the complaints, I think it is an excellent book and have already recommended it to a number of people, and will continue to do so.

Paul Beverley

BBC BASIC

R.B. Coats

- A carefully designed text that can be used either to teach oneself or with help from an instructor.
- Adopts a practical approach.
- The text is divided into short units: reading material followed by practical exercises and questions to reinforce the aspect of BASIC being studied in the unit. This enables users to pace progress according to their needs.
- Good programming practice and style are emphasized throughout the book.

£5.95 paper 256 pages



Edward Arnold

41 Bedford Square, London WC1 3DQ

DISC DRIVE OWNERS!

Still playing games?
Realise the potential of your DISC DRIVES
Learn to handle
RANDOM ACCESS FILES
and start creating for yourself

AN
INTRODUCTION TO
RANDOM ACCESS FILING
ON THE
BBC MICRO

This 101 page publication is available NOW and is supplied complete with DEMONSTRATION DISC (40 track) containing an example STOCK CONTROL system and a PERSONNEL system.

Price £12.50 complete
MISSING - PRESUMED LOST ...

Your favourite program is deleted from your disc by accident -
But WAIT!
UTILITIES 1 is the answer -
two programs designed to help you.

1. DISCMAP

A unique 'picture' of the contents of your disc helps you to spot where 'missing' programs are waiting to be recovered. Incorporates full details of all catalogued programs and a PRINTER option.

2. DELETED FILE RECOVERY

Helps you recover ALL or PART of a deleted BASIC program or Machine Code program. INVALUABLE for recovering data from discs with corrupted catalogues. Incorporating a SECTOR SEARCH which will display sector contents in a uniquely readable way!

Supplied on disc (40 track)

£8.95 complete with FULL DOCUMENTATION
THE COMPUTER ROOM
206 MAIN STREET
NEWTHORPE, NOTTS.

DISCOUNT SOFTWARE

FROM
SOFT SHOP

THIS MONTH'S SPECIAL OFFERS (while stocks last)

	Retail	Our Price (inc. VAT, p&p)
Super-Golf - Squirrel Play golf on your micro. On a superb 18-hole hi-res graphics golf course.	£7.50	£5.99
Atlantis - IJK Contains all the Atlantis/Scramble features. You guide your submarine through the undersea landscape evading mines, depth charges serpents etc. Written in machine code to really show off the BBC's superb colour graphics.	7.50	5.99
Creative Graphics - Acornsoft 36 programs to show off the graphics of the BBC Micro.	9.95	8.99
Inheritance - S. Hessel Your great uncle is dead. You must invest wisely in order to get to the second part of the game in which you try to become a millionaire. Great game packed full of features.	5.95	4.79
Word-wise - Computer Concepts Word processor ROM. We think this is the best currently available for the BBC. Too many features to list, good reviews.	44.50	37.49

Send for our free catalogue which includes, A&F, Micro Power, Bug Byte, Superior Software, and many more.

Send catalogue requests and orders to:
SOFT SHOP, 78 Warren Drive, Hornchurch, Essex RM12 4QX.
Telephone: (04024 - 47722)

DODG'EM

ARCADE ACTION - BBC MODELS A+ & B

Features: Two Driving Speeds, 15 Difficulty Levels, up to 3 Computer Controlled 'Jam' Cars, Hall of Fame, Sound, and Colour.

Available by Mail Order from Microgame Simulations or from larger branches of W.H. Smiths.

£5.95



73 The Broadway, Grantchester, Cambridge CB3 9NQ

ELECTRONIC MONOPOLY FOR THE WHOLE FAMILY

Pass Go by Kay Dee Software, BBC 32k, £12.

THIS delightful program is similar to the famous Waddington game of Monopoly (a picture of a Monopoly-type board appears on the box) but has some interesting refinements.

Up to nine players can participate and the object is to drive the opposition into bankruptcy. Each in turn moves round a 'board' – on the screen this is represented as a car with the player's name on it cruising past various buildings while a jolly jingle emerges from the loudspeaker. What happens next depends on which building you come to halt in front of. . .

Each player starts with £15,000 cash and, as in Monopoly, the art of survival depends on steering a fine course between maintaining enough cash to pay your debts and buying enough property to ensure an adequate income. If you stop in front of an hotel or store you can buy it (if it's for sale and you have the cash available) If it's already yours you can sell it or improve it (which increases its rental value). Of course, if someone else owns it you have to pay out rent.

Sometimes you land on Chance, when more or less anything can happen: jail (which you can buy your way out of) or, more agreeably, Salary, which gives you a cash sum based loosely on the amount of property you own. There are also banks which will sometimes lend you money, depending on your assets.

Another feature is the Market, where you can buy and sell commodities in the form of shares, land and gold. The price of these varies considerably during the game and there are real killings to be made, as well as shirts to be lost.

At the end of a turn, each player's personal balance sheet of cash and other assets is shown. Light-fingered Monopoly players in the habit of snitching a few hundred quid from the bank when no one's looking will get no joy from this all-electronic version!

I tested the game *en famille* one Sunday and it lasted for several hours. It is a measure of the careful thought which has gone into it that, though one can dispense with the graphics and sound, no one grew tired of them. The participants were: yours truly, a left-wing sister (who took to this most capitalist of games with alarming enthusiasm), a plutocratic brother to the right of Genghis Khan, and a disobedient but decorative dalmatian puppy called Pimms, whose main talent is her ability to recognise the rustle of a packet of crisps at several hundred yards – and to take appropriate action. We jointly took the decisions for Pimms during her absences on crisp-hunting forays. . .

The first two hours produced little of incident but were totally absorbing. My left-



Jeremy's marker lands on one of the less-pleasant delights of Pass Go

wing sister concentrated steadily on acquiring property (despite her claim that all property is theft), while the capitalist brother, after an initial disastrous attempt to corner the gold market and ruin another player (something the program doesn't cater for) also prospered. Alas! I began to find it cheaper to sit in jail and collect my rents than to move around the board. It became clear that the more property you own the more revenue you receive, but the more lolly you have to fork out for things like gas, electricity and telephone.



If you're faced with a bill you don't have the cash to pay, a debt collector steps in and forcibly sells some of your assets, first deducting his own 15 per cent of course.

My sister became incensed when she received a Chance message saying: 'Ex-wife sues, pay £2,500'. 'Typical sexist nonsense,' was her comment. Meanwhile my brother was more annoyed that you can't buy a bank in this game as he had some 'interesting' economic theories he wished to try out on his fellow players. His other complaint was that the car you drive around in looks more like my own battered Renault 5 than the Mercedes he felt he deserved.

I have three main criticisms of the program. First of all, it needs a printed rule-book. The rules are on the tape, so you can't refer to them during a game. Next, there should be a facility to save a game to return to it later: most adventure games allow this.

Finally, when a game ends you should have the chance to start again without having to reload the program (a lengthy process).

These comments apart, this is one of the more impressive games I have seen for the Beeb; it should appeal to families who enjoy playing games together and who would like to sit around a computer or introduce someone else to the joys of a computer.

The outcome of our game? Pimms won, of course. It's a dog's life.

Simon Dally



DOCTOR SOFT ADVANCED SOFTWARE

DOCTOR SOFT
258 CONEYGREE ROAD
PETERBOROUGH,
PE2 8LR

747

Cockpit view, pilot written, Instrument & visual 747 Flight Simulator. Banking & pitching 3D outside view of Horizon/Runway (Heathrow/Getwick). 7 Nav points with continuous Navigation computation. Joysticks or Keyboard option, briefing program, map, notes & flight plan. Demonstration approach, 4 colour — mode graphics & sound.

Only £8.95 inc. VAT & PP (Disc £11.95)

GOLF

(PURE MACHINE CODE, ARCADE QUALITY)

The first BBC version of this superb machine code Arcade favourite! 4 widely different screens of high speed action: Invaders, Laser attack, Firebird, & Mothership, all in smooth 16 colour-mode graphics!

Only £7.95 inc VAT & PP (Disc £10.95)

MISSILE ATTACK

(PURE MACHINE CODE, ARCADE QUALITY)

Another well known arcade favourite, 2 player/ Joystick options, remote target designation of incoming ballistic missiles & attack craft. Protect your cities! Incredible Armageddon graphics & sound! £7.95

DOUBLE ACTS

2 GAMES, 1 THEME,

Amazing value at only £6.95 per pair:

SPOOK, SPOOK:

MUNCHER 2 ghosts, 20 mazes, 3 skill levels, hall of fame GHOST MINE Dig for gold, watch for spooks & snakes.

SPACE, SPACE:

WOLFPACK 3 starships, 1 space station, 4 galaxies, unlimited motion in space! MISSION ALPHA 3D High speed action, hall of fame & music!

SPY, SPY:

KREMLIN Escape through the endless 3D corridors of the Kremlin, aided by map & compass, but watch for the Gremilns!

BONDSKI Lethal action as James skies down the slope & parachutes into the void!

WORD PROCESSOR:

WORD PERFECT £8.95 cassette £11.95 Disc

Full facility 40/80 column word processor, wrap around, block move, justification, word replace, etc. With full Instructions & Kay insert.

ONE DISK HOME OFFICE:

Complete Menu driven home office system including WORD PERFECT, WORDKIT, LETTER, CALCULATE (mini spread-sheet), & DIRECTORY (expandable card file system). Supplied with detailed manual. We believe this to be the best value package of its kind ever offered.

Only £15.95 Disc only.

EDUCATIONAL SOFTWARE:

TALKING TABLES TEACHER (7-14yr old) Speaks when Speech ROM fitted, teaches multiplication with colourful games & questions. £6.95

COLOUR SHAPE MATCH (2-6yr old) Beautiful suit of 3 programs teaching shape & colour recognition with delightful graphics & sound. £6.95



- AVAILABLE FROM
- W H SMITHS
- BOOTS
- JOHN MENZIES
- MOST LEADING DEALERS
- MICRONET 800
- DIRECT MAIL ORDER COUPON BELOW

DEALERS CONTACT (0903) 206 076

MAIL ORDER

ALL PRICES INCLUDE VAT, POSTAGE + PACKING FREE TITLES

QUANTITY

DISK CASSETTE

I ENCLOSE CHEQUE/PO, VALUE

NAME

ADDRESS

WE WELCOME HIGH QUALITY
PROGRAM SUBMISSIONS AND
PAY TOP ROYALTY RATES

WHITE KNIGHT SPEED TELLS OVER CRAFTY ACORNSOFT

White Knight Mk11 by Martin Bryant, BBCSoft, model B (OS 1.0 onwards), £11.50
Chess by Arthur Norman and Nick Pelling, Acornsoft, model B (OS 1.0 onwards), £9.95

IN THE March issue, the three chess programs then available for the BBC micro were reviewed. Since then two others have been released, one from Acornsoft (at last - this was expected nearly a year ago) and one from BBCSoft. The original article gives details of the tests which were done. However, in case you haven't read it, the six positions with which the programs were tested are shown again.

The Acornsoft program, simply called *Chess*, comes in the familiar, well-packaged style and the BBCSoft box is almost identical. Documentation in both cases is very good, a six-page and a twelve-page booklet respectively. Unlike some of the arcade-type games, the picture on the front of the Acornsoft box is a true representation of the screen display. The BBCSoft program is *White Knight 11*.

Chess has a main menu and an editor menu which makes it easy to use and after a while the booklet becomes superfluous. *White Knight* has less helpful information on screen, so reference to the booklet is needed, especially on returning to the game after using another program. Both have all the facilities needed for normal play and for setting up problem positions, clocks, and the ability to save and recall games. The displays of the board and pieces are good, particularly the Acornsoft version, and compare well with the three older programs. As well as showing the last few moves, *White Knight* also gives the current best line found, the ply being searched to and, at the end, displays the number of positions examined. This latter information disappears rather quickly.

Chess and *White Knight* allow moves to be entered either by keying in the from and to board positions in normal algebraic notation or by using the cursor keys to select the positions on the board. *Chess* can also use joysticks, but in both games setting up a position is very easy.

Levels of play are set differently. *Chess* has ten levels from 0 (easy) to 9 (very difficult), while *White Knight* levels are based on time - average move time may be set up to 59 minutes 59 seconds. It can be set to play at the same speed as its human opponent. Both programs have a special mode for chess problems to reach mate in so many moves. Mate in five moves, is allowed ie, nine-ply - potentially very powerful, but see later. None of the earlier programs had this feature.

Like the earlier programs neither of these have an opening 'book'. They seem to prefer knight openings and are soon away from the standard lines. However, their opening moves are usually quite sound.

As explained in the earlier article, set




Screen shot from White Knight

problems as published in chess books are a good test of how well chess programs play. I have used the same set of problem benchmarks as before with a few additions.


Mate in two moves (three-ply): Each program was given nine problems. The best of the earlier programs (Program Power) solved all nine correctly in times from ten seconds to eight minutes. *Acorn-*

soft solved all nine in problem mode in four seconds to just over one minute - considerably faster than Program Power. White Knight solved them all in problem mode in less than one second each! Figures 1 and 2 are two of these problems. Solutions are: A4-E4 check, B7x E4; D3x E4 mate; and D5-A8 check, C8-C7; A8-B7 mate respectively.

Mate in three moves (five-ply): Program



Amazing speed



Better at tricky problems

STAR PRODUCTS FROM PACE!

★ **TOOLSTAR** – AN ESSENTIAL UTILITY FOR THE BBC MICRO

This exciting new toolkit ROM offers many extra facilities and will significantly reduce program development time. The new commands offered by Toolstar are:

★ **FIND**

Search a BASIC program for all occurrences of the specified string (mixed tokens/ASCII), and list all lines with string highlighted.

★ **OPEN**

Smart renumber parts of a BASIC program.

★ **FKEY**

Display what is behind function keys in a format suitable for on-screen editing.

★ **RESET**

An unforgettable new!

★ **DFORMAT**

Format a disc to the Acorn standard with any number of tracks within the capabilities of the Drive.

★ **REPLACE**

Selective replacement of one string by another in a BASIC program, including wild card options.

★ **FLIST**

List a 'Bad Program' with suspicious areas highlighted.

★ **FIX**

Repair a 'Bad Program' then list it.

★ **CONV**

Convert between Decimal, Hexadecimal

and Binary in any combination.

★ **DVERIFY** Verify a disc.

★ **DLOAD**

Load the data from the specified sector on a disc to memory.

★ **EXTEND**

Expands the Toolstar to encompass RAM based utilities which then automatically appear under the ★ **HELP** command. This feature ensures that Toolstar is capable of future expansion.

★ **DSAVE**

Save the data from memory to a specified area on the disc.

The following commands are directed at the whole machine memory and complement the BBC micro's assembler:

★ **MROM**

All the M (Memory) commands can be directed at the specified paged ROM, eg. BASIC, DFS, TOOLSTAR, WORDWISE, etc.

★ **MDUMP**

Hexadecimal/ASCII dump of memory with on-screen editing.

★ **MSEED**

Fill the specified memory area with any value.

★ **MCOMP**

Compare memory areas and list those where memory contents are not the same.

★ **MBRK**

Installs a serial BRK handler giving CPU register and stack displays together with program counter and paged ROM value when BRK occurred — can be used in machine code or BASIC.

★ **MDIS**

Full feature disassembler with parallel ASCII display. Features include automatic labelling of Acorn O.S. calls and vectors, and on-screen editing.

★ **MFIND**

Search memory for all occurrences of specified machine code/ASCII string.

★ **MCOPY**

Smart memory copy from one area to another.

★ **MCRC**

Calculate a Cyclic Redundancy Check for the specified memory area.

Any or all of the above commands can be used from within a BASIC program. This allows the user to develop many powerful utilities (ie. disc doctor etc.)

Also included are ★ **HELP** menus with a list of the above commands and their correct syntax.

Toolstar comes complete with a most comprehensive manual including many program examples.

ONLY £34.00 inc. VAT.

★ **COMMSTAR** – ROM BASED INTELLIGENT COMMUNICATIONS FACILITY

Commstar is a unique intelligent communications facility, developed by Andy Hood, for the BBC micro. It will allow communication with other computer users and allow access to Prestel and other large data bases throughout the world via a suitable modem.

Commstar is extremely flexible, allowing full configuration of the RS 423 (RS 232) part of the BBC micro, full XON/XOFF protocol, and 'safe' file transfer by the use of enhanced 'Christiansen' protocols.

All commands are easily accessed from a main menu from which it is a simple matter to toggle into 'chat' mode (and vice-versa).

Menu options available are:

B — Copy to buffer on/off: All input from the host may be copied into a memory buffer which is approx. 23K in mode 7.

L — Load buffer from current filing system file for transmission to modem.

S — Save buffer to current filing system file for 'browsing' later.

V — View current buffer contents on screen — display speed may be varied, or paused with optional dumping to printer.

T — Toggle screen mode: normally

Commstar also contains its own software clock in memory which is useful in displaying length of log-on time etc.

Details of the above products can be obtained from your nearest BBC dealer or direct from:

mode 7, 80 columns available in mode 3.

O — Output buffer to modem — speed may be varied to suit particular modem speeds.

M — Issue any MOS command from within COMMSTAR eg. *FXB,3 (ie set RS423 baud rate).

C — Exit menu to 'chat' mode to allow conversational access to bulletin boards.

W — Wipe buffer prior to use of other buffer commands if necessary.

E — Echo on/off — set echo on when using host terminals which do not provide an echo.

X — Toggle XON/XOFF protocol.

R — Reset buffer pointers.

I — Initialise RS423 port for word length, parity and stop bits.

F — File transfer using XMODEM protocols. High integrity via use of enhanced 'Christiansen' protocols.

PACE

PACE
92 NEW CROSS STREET,
BRADFORD BD5 8BS.
Tel: (0274) 729306 Telex: 51564

Power was the only one of the earlier programs considered good enough to tackle these. Its times were 49 minutes for one problem (figure 3) and nearly three hours for another, both solved correctly. Acornsoft did the first one in 35 minutes. *White Knight* – this is the amazing thing – did this one in 15 seconds! It did other mate-in-three problems in six seconds, 13 seconds and 19 seconds. The solution to figure 3 is: E8-H8 check, H7×H8; E3-H6 check, H8-G8; H6×G7 mate.

White Knight was so good that it was given three mate-in-four (seven-ply) problems. It solved these in four minutes, eight minutes and 10 minutes. Any of the other programs would have taken hours.

Both the new programs were faster solving problems in problem mode than playing normally. For instance, for one of the mate-in-two problems Acornsoft took 24 seconds in problem mode and needed level four to get the correct answer in over two minutes. *White Knight* took one second and four seconds respectively.

Now for the special problems in figures 4, 5 and 6. Both Acornsoft and *White Knight* failed to solve figure 4. The answer is to let black promote the pawn, exchange it with the queen, then easily win with the four-to-nil pawn advantage. The answer to figure 5 is to promote to a knight rather than the usual queen, thereby forking the king and queen. Acornsoft was correct, *White Knight* was not, presumably because it is programmed only to promote to a queen.

Figure 6 shows an endgame pawn-king race situation. In this case the king cannot catch the A-pawn before it promotes but can catch the B-pawn. So the answer is to advance the A-pawn. *White Knight* could not solve this even at its highest level. Acornsoft solved it at level six in 30 seconds. Bug Byte was the best of the earlier programs, solving it in 24 seconds.

On this occasion I had no access to a chess machine so could not try actual games. Playing them myself would have been too variable – I am a very inconsistent player!

To summarise, there still isn't a perfect chess program for the BBC micro. *White Knight* is fast, particularly in problem mode. The display shows it to be examining positions at over 50,000 per minute! It has its limitations as mentioned above, but I would still rate it as the best buy. I would rate Acornsoft and Program Power about the same as second choice.

The problems were taken from *How to Get the Most from Your Chess Computer* by Julio Kaplan; *The Computer Chess Book* by T Harding and *Rate Your Own Chess* by F Donald Bloss.

John Vaux

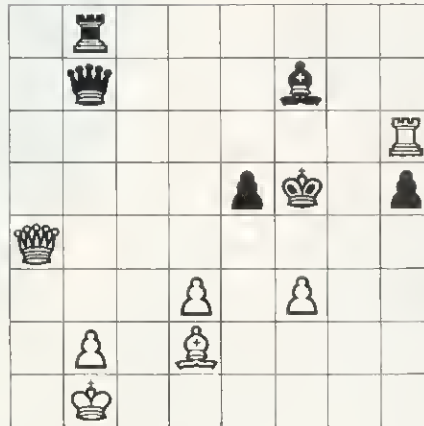


Figure 1. White to move




Figure 2. White to move

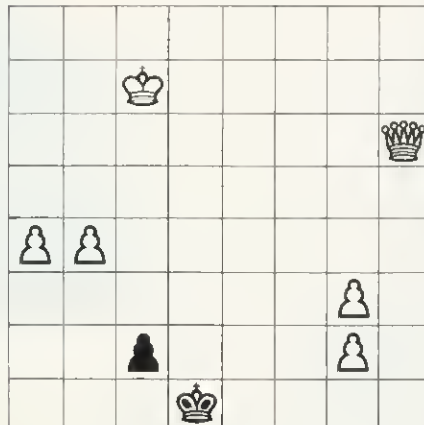


Figure 4. White to move




Figure 3. White to move




Figure 5. Black to move

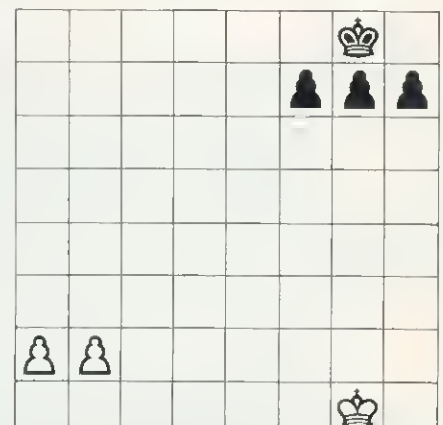


Figure 6. White to move

LONDON'S GREATEST SELECTION OF HOME COMPUTERS AND COMPUTER GAMES NOW IN OXFORD STREET

	HARDWARE		£395.00
BBC Model'B'	£399.00	Epson FX 80	£270.00
Acorn Electron	£199.00	Epson RX 80	£ 29.95
Single Disc Drive	£265.00	Lightpen	£ 55.00
14" RGB Monitor	£289.00	Speech Rom	£ 39.95
Games Paddles (Pair)	£ 12.95	Wordwise	

THESE ITEMS AVAILABLE ONLY TO PERSONAL CALLERS AT THE STORE

SOFTWARE:

Games Compendium (Salamander)	£ 7.95
The Hobbit <i>inc. book</i> (Melbourne House)	£14.95
3D Bomb Alley (Software Invasion)	£ 7.95
Dragon Rider (Salamander)	£ 7.95
Cylon Attack (A+P)	£ 7.95
Colditz Adventure (Superior)	£ 7.95
Bug Blaster (Alligata)	£ 7.95
Monster Maths (Shards)	£ 6.95
Draughts (<i>light pen req'd</i>) (Stack)	£ 5.95
Space Adventure (Virgin)	£ 7.95

BOOKS:

Basic Programming On The BBC	£ 5.95
Discovering BBC Machine Code	£ 6.95
Brainteasers For The BBC	
And Electron	£ 5.95
Graphic Art For The BBC	£ 5.95
The Electron Book	£ 7.95

ALL THE ABOVE PROGRAMMES CAN BE ORDERED BY POST
Add 50p p&p for the first and 15p for subsequent items.
Allow up to 28 days for delivery.
Payment by cheque or postal order.

ORDER BY TELEPHONE
Access and Barclaycard holders may order by phone: 01-637 0366



THE VIDEO PALACE

100 OXFORD STREET, LONDON W1 TEL: 01-637 0366/7

PALACE



GAMES PROGRAMMERS

Palace Software, part of a leading film and video company, is looking for gamas for BBC Model B, Oric, Spectrum, VIC20 and CBM 64 for distribution in the UK, Europe and USA. High royalties will be paid for top quality and highly original machine code games. Send cassetta samples to: Peta Stone, Palace Software, 100 Oxford Street, W1 (Tel: 01-637 0366/7)

JUST AVAILABLE!

NEW-Official BBC Microcomputer Transit Case for all BBC Microcomputer owners!



This lightweight, tough, durable carrying case is fitted internally with specially designed compartments to safely carry the BBC Microcomputer, a cassette player, software cassettes, all connecting leads, handbook etc.

Featuring removable lid, interior foam protection, smart black finish, protected corners, plated locks, and comfortable carrying handle, it's a 'must' for all BBC Microcomputer owners.

External dimensions only
28 1/2" x 22" x 5"



Rec. Price only **£36** inc. VAT.

Official BBC Programmers Kit

This deluxe BBC Programmers Kit consists of a flowchart pad with special gripbinder, a screen layout pad with special grip binder, plus a super quality BBC ringbinder to store your programmes and notes.



All items are finished in official BBC livery and specially boxed
Rec. Price only **£15** inc. VAT.

To: Intastor Micro Aids, FREEPOST, Stroud, Glos, GL6 1BR

Please supply the following items:-

(Enter items required. All prices include VAT)

	Qty	Total Cost
BBC Microcomputer Carrying Case		
Price £36.00, plus £5.00 p & p each		
BBC Programmers Kit		
Price £15.00, plus £1.00 p & p each		
GRAND TOTAL (inc VAT and p & p on each item)		

Name

Address

Tel No

I enclose cash/cheque to the value of £

(or) please debit my Access/Visa card

No

Signature

Allow 28 days for delivery



Official Acorn and BBC dealers

Dealers have been appointed by Acorn to stock and service the BBC micro, Atom computer, Acorn systems and Acornsoft software.

- London: Design Council, Chromasonic, Acornsoft, Home & Continental, National Micro Centre, Essex: Acorn Instruments Ltd, Computer Plus, Gaikest Computers, Oxfordshire: Computer Catin, Yorkshire: Com-Tec, Edinburgh: Com-Tec, Strathclyde: Data Microsystems, Wales: Cwyd Technics Ltd, Devon: Acorn Computers, Cornwall: Acorn Computers, Devon: Acorn Computers, Dorset: Acorn Computers, Gloucestershire: Acorn Computers, Hampshire: Acorn Computers, Herefordshire: Acorn Computers, Hertfordshire: Acorn Computers, Lincolnshire: Acorn Computers, Leicestershire: Acorn Computers, Lancashire: Acorn Computers, Leicestershire: Acorn Computers, London: Acorn Computers, Merseyside: Acorn Computers, Norfolk: Acorn Computers, Northamptonshire: Acorn Computers, Nottinghamshire: Acorn Computers, Oxfordshire: Acorn Computers, Suffolk: Acorn Computers, Surrey: Acorn Computers, Sussex: Acorn Computers, Tyneside: Acorn Computers, Warwickshire: Acorn Computers, Wiltshire: Acorn Computers, Worcestershire: Acorn Computers, Yorkshire: Acorn Computers, Scotland: Acorn Computers, Ireland: Acorn Computers, Malta: Acorn Computers, Gibraltar: Acorn Computers, Jersey: Acorn Computers, Guernsey: Acorn Computers, Isle of Man: Acorn Computers, Channel Islands: Acorn Computers, Overseas: Acorn Computers.

Leasalink Viewdata dealers—Leasalink is Acorn's UK distributor and has appointed a chain of dealers which it supports

- Avon: Software Plus, Graves & Business Computers, Bucks: A.L. Wheeler, Cheshire: Computer City Design, Derbyshire: FBC Systems, Devon: Welbeck Store, Dorset: Acorn Computers, Gloucestershire: Acorn Computers, Hampshire: Acorn Computers, Herefordshire: Acorn Computers, Hertfordshire: Acorn Computers, Lincolnshire: Acorn Computers, Leicestershire: Acorn Computers, Lancashire: Acorn Computers, Leicestershire: Acorn Computers, London: Acorn Computers, Merseyside: Acorn Computers, Norfolk: Acorn Computers, Northamptonshire: Acorn Computers, Nottinghamshire: Acorn Computers, Oxfordshire: Acorn Computers, Suffolk: Acorn Computers, Surrey: Acorn Computers, Sussex: Acorn Computers, Tyneside: Acorn Computers, Warwickshire: Acorn Computers, Wiltshire: Acorn Computers, Worcestershire: Acorn Computers, Yorkshire: Acorn Computers, Scotland: Acorn Computers, Ireland: Acorn Computers, Malta: Acorn Computers, Gibraltar: Acorn Computers, Jersey: Acorn Computers, Guernsey: Acorn Computers, Isle of Man: Acorn Computers, Channel Islands: Acorn Computers, Overseas: Acorn Computers.

Acorn overseas distributors—Companies have been appointed to set up dealer networks in these countries

- Australia: Barton Computers, Belgium & Luxembourg: Societe Luxembourgaise, Denmark: BHL Electronic, France: JCS Compagnies, Greece: Aita Electronics, Hong Kong: Kang King, Ireland: Lenda: Data Systems, Israel: Aldora Ltd, Italy: Acorn Italia, Japan: Acorn Japan, Korea: Acorn Korea, Malaysia: Acorn Computers, New Zealand: Barton Computers, Singapore: Acorn Computers, South Africa: Acorn Computers, Sri Lanka: Dataserve Ltd, Taiwan: Acorn Taiwan, Thailand: Acorn Thailand, USA: Acorn Inc., West Germany: Acorn Overseas, Singapore: Acorn Computers, Malaysia: Acorn Computers, South Africa: Acorn Computers, Sri Lanka: Dataserve Ltd, Taiwan: Acorn Taiwan, Thailand: Acorn Thailand, USA: Acorn Inc., West Germany: Acorn Overseas.

Electronequip in Hampshire

SPECIAL OFFERS
PHONE FOR DETAILS



Electronequip is an authorised Acorn service centre and has been an Acorn dealer since the introduction of the Acorn. Our demonstration facilities include 20 station Econet and Torchnet systems.

Ref.	BBC Micros	Ex VAT	Inc VAT
ANB01	BBC Model B Micro Computer	348.26	399.00
ANB02	BBC Model B with Econet Interface	389.14	446.00
ANB03	BBC Model B with Disc Interface	409.14	469.00
ANB04	BBC Model B with Disc & Econet Interface	450.01	516.00

3" Micro Disc £129.95
(inc. VAT)

Disc Interface & Drive
£198.95 (inc. VAT)

Micro Disc Drive for the BBC Micro


The Micro disc drive offers a method of low cost quick access to programs. The drive is essentially a small version of the 5 1/4" disc drive and offers similar features to the larger drive. The data is stored on a 3" disc, this is enclosed in a protective hard plastic cassette which features a write protect switch. The micro drive requires the standard Acorn disc interface, but a new disc filing system rom. Acorn DFS may be exchanged for the micro DFS for £12.00. The new micro disc filing system allows 60 files per disc surface and it can read and write to Acorn DFS discs. Thus if the 5 1/4 inch and a micro floppy were connected on the same cable files could be transferred between them.
Capacity: 80.64 K bytes Transfer Rate: 125kbit/s



TRADE ENQUIRIES WELCOME
Access & Barclaycard Accepted
Large Stocks – 24 Hour Despatch
Carriage 50p to £3.50

NORDMENDE


14" TV/Monitor £217.00 + VAT



Ref.	Monitors	Ex VAT	Inc VAT
MNB1401	BMC 1401 Colour Monitor	225.00	258.75
MNCE370A	Cable CE 370A Colour RGB Monitor	199.00	228.85
MNKVIS2	Kaga 12" RGB Monitor Vision II (Medium)	285.00	327.75
MNKVIS3	Kaga 12" RGB Monitor Vision III (Hi)	399.00	458.85
MNM1431	Microvitec 1431 14" Colour Monitor (BBC)	215.00	247.25
MNM1441	Microvitec 1441 High Res 14" BBC Monitor	440.00	506.00
MNM1451	Microvitec 1451 Medium Res 14" BBC Monitor	325.00	373.75
MNN1534	Nordmende 14" TV/Monitor	217.00	249.55
MNN3534	Nordmende 14" TV/Monitor with remote control	234.00	269.10
MNN4430	Nordmende 20" Prestige TV/Monitor remote	417.00	479.55
MNN4432	Nordmende 22" Prestige TV/Monitor remote	458.00	526.70
MNN4437	Nordmende 27" Prestige TV/Monitor remote	512.00	588.80

SIDEWISE

SIDEWISE FITTED



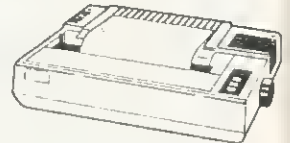
"SIDEWAYS" rom board for BBC Micro.
No soldering required £38.00 + VAT

EPSON

RX-80 £263.12 + VAT

FX-80 £365.09 + VAT

Printer price includes cable for BBC and screen dump rom.



TORCH COMPUTERS

Perfectly Made in Britain

Ref.	Torch Computers	Ex VAT	Inc VAT
TC301	Torch Work Station (No monitor) (301)	1244.00	1430.60
TC303	Torch Work Station with TOSCA (No monitor)	1449.00	1666.35
TC401	Torch Computer twin 400K (new style)	2250.00	2587.50
TC403	Torch Computer twin 400K & TOSCA (grey)	2455.00	2823.25
TC68000	Torch Computer twin 400K Floppy & 68000	3550.00	4082.50
TC68020	Torch Computer 20Mb Hard Disc & 68000	5900.00	6785.00
TCF500	Torch Computer twin floppies (CF500)	2950.00	3392.50
TCFS500	Torch Computer twin 400K & TOSCA (CH500)	3150.00	3622.50
TCH520	Torch Computer 20Mb Winchester CH520	5650.00	6497.50
TCHS520	Torch Computer 20Mb Hard Disc & TOSCA	5850.00	6727.50
TMC240	Torch Computer Monitor (MC240)	575.00	661.25



Electronequip



36-38 West Street, Fareham, Hants (0329) 230670

Electronequip
in
Hampshire

**THE BEST THING
TO HAPPEN TO
THE BBC MICRO**



MICRO DISC DRIVE

£129.95 (inc. VAT)


(Available ex-stock now)



Electronequip



36-38 West Street, Fareham, Hants (0329) 230670



MINIMUM POSSIBLE

Sir, May I congratulate you and Stan Froco on drawing attention to the existence of the so-called NP-complete problems, such as the travelling salesman and knapsack problems, which are fairly easy to specify and to program straightforwardly but whose naive solution would be practically impossible because of the computing time required.

Your readers may be interested to know that such problems are of great practical importance, for example in the placement of circuits on chips and in their wiring, particularly in a large mainframe computer where one might wish to keep connections short (to reduce signal transmission time) yet not too densely packed. A radically new, powerful yet simple procedure for the resolution of such problems has recently been proposed and demonstrated, based on a computer model analogy with the physical process of annealing that a metallurgist uses to produce a relatively defect-free alloy.

The object of the exercise is to minimise something – the distance travelled by the salesman, the space unoccupied in the knapsack; we call this the cost function. The quantity we change is called the configuration; for example, the order of the cities visited by the salesman. It would be prohibitive in computer time to calculate the cost function for every value of the configuration. We must find the minimum *without* such a calculation.

It is easy to minimise the cost functions of problems for which from any starting configuration we can make small changes so that we reduce the cost function each time, eventually reaching the unique minimum. NP-complete problems do not have this property – rather, if one imagines a graphical representation with the cost function as the height, one has something more like a mountain range with many peaks, valleys and cols of various heights.

From an arbitrary starting point one cannot reach the lowest valley by only going downwards; one must go over intermediate cols. In fact, there are usually many 'lowest' valleys of similar height, any one of which would be acceptable, but all have secondary valleys and cols of different sizes on the valley sides, inhibiting a systematic descent to the floor.

How can one find one of the lowest valleys without knowing anything about the overall terrain and in a reasonable (not NP-

complete) computing time?

The key idea was provided last year by three IBM scientists. It employs a Monte Carlo technique in which the system tests random changes in its parameters, accepting downward changes but also upward ones with a reduced probability. Initially, upward changes are allowed fairly readily so that the system can get over some of the higher cols, but this probability is gradually reduced until finally the system is in a low valley. More precisely, upward changes are allowed with probability given by $\exp(-C/T)$ where C is the change of cost function and T determines the ease of such changes.

This is precisely the procedure nature uses in changing the microscopic state of a solid (or liquid or gas) where now C is the change in internal energy and T is the absolute temperature (except for a multiplicative constant). When a metallurgist anneals an alloy he starts at high temperature and gradually cools it. So here one performs an annealing simulation, starting at fairly high T and gradually reducing it. As a rough rule of thumb, at 'temperature' T one can overcome barriers of height C=T.

This procedure is currently being evaluated and applied at many laboratories and appears to have great potential, particularly for complicated and large problems. It has already proven itself on problems such as the travelling salesman, bi-partitioning of the IBM 370 microprocessor and repackaging of the chips of the IBM 3081 processor. More details of background and applications can be found in the very readable article by its inventors S Kirkpatrick, C D Gelatt Jr, and M P Vecchi in *Science* vol 220, page 671 (1983).

Professor David Sherrington
Imperial College of Science
and Technology
London

OFF TUNE

Sir, I use my BBC model B with a Grundig domestic television set. I have reserved a channel for the microcomputer, but when I first switch on the picture is not satisfactory.

The set has an automatic picture-search facility. When I use this facility, it is not able to find the optimum output from the computer. I am, however, able to adjust the picture manually and therefore I can usually obtain a reasonable picture.

Can you explain why the television set is unable to 'find' the best output from the computer? Is the output from the computer different in any way to television programmes broadcast over the air-waves and fed to the TV from an aerial? The television is always able to find the best TV picture on any channel.

Nigel Webley
W Yorkshire

Generally, microcomputers do not produce a VHF output of nearly as good quality as broadcast television. The set is adjusted to lock on to only very good signals, and that from the computer is simply not good enough. When you tune normally, you choose what picture is good enough, so the problem doesn't occur.

IN THE PICTURE

Sir, I am loyal subscriber to *Acorn User* and admire the presentation of the magazine. However, please note the points below.

Your review of the *Hobbit* micro-cassette filing system (September issue) was regrettably superficial. I have been told by a Nascom user of the same drive unit of its incredible reliability. 1 in 10^9 bit error rate (cf, floppy disc 1 in 10^6), yet your review suggested otherwise.

Could future reviews be more comprehensive both in technical detail and discussions of user applications environments?

Your discussion of the Beeb Teletext adaptor was interesting reading and gave much useful information, as do also your news items. However, photographs would have been worth many extra pages of print: an open-top view of the board, connections etc, alongside Beeb view.

Similarly, in your news section, more photographs of the items being discussed are longed for.

What does the Beeb ROM socket look like? A view of the board with the Speech chips in place, pictures of the second processor, a picture of the SWR extension boards on sale and possibly in situ – and so on. Perhaps small points, but a feast for the Acorn user's eye and mind. More encouragements to go and buy?

Keep up your high standards.

M Davies
Wirral

COLOUR SCHEME

Sir, I find your magazine excellent value, as a beginner. The 'Painting by texture' article of McGregor & Watt (September issue) was particularly fine and I have dared to make a small addition, enclosed, which might be of interest. The two extra procedures are added between lines 40 and 50 of program 1, page 32 (as amended in program 2, page 35).

The effect, if you will excuse my amateurish programming, is to permit you to choose the three basic colours, in PROCchoose colour, then print a small 'palette' showing the 15 combinations which can then be used in the painting.

Since adopting this, I have had many hours of pleasure.

Secondly, an annoying problem. With my first experience with the Commodore Pet, where the printer is specially made for it, dumps were easy, so I bought an Epson FX80, which has no dump for my BBC micro. Programs for the Epson MX80, given in earlier *Acorn Users*, did not work. An Epson technical writer finally kindly converted one of them for me, so I have a basic dump for Mode 1.

But why was it necessary? Coming from an older age, as you might suppose, I am staggered that the modern computer age can make such a mess of a seemingly simple procedure!

D Fry
Kent

You have to remember that the Commodore Pet was sold as a complete system with VDU, drives and printer included. The concept of the BBC micro, however, is one of total expandability, which al-

lows you to choose from a much wider range of add-ons. Remember, too, how much the Pet cost.

As far as printer dumps go, the program in the December *Acorn User* is designed to print all the BBC's modes on any Epson bit image printer, and so should work on both MX80 and FX80.

XREF BLOCKED

Sir, I have a model B micro with 1.2 OS and have just keyed in the XREF program in the November issue of *Acorn User*.

I have used INPUT# and PRINT# in other programs, together with LOAD and SAVE, and have never experienced any problems with cassette file handling - having the volume level on my Smith's CCR800 set at 1½-2.

However, running XREF against program files on cassette, I found that BLOCK? errors kept occurring for the BGET# command at line 550. Turning up the volume control helped get past one such error, only to encounter a repeat further on. Trying to find an optimum setting resulted in either BLOCK? or DATA?

As written, the program doesn't allow recovery from such an error, so it became quite frustrating having to start again. I amended the *OPT command at line 100 to *OPT2,1 which then gave the option of a rewind back to the beginning of the block without having to restart the entire run. Additionally, it should be possible to incorporate error handling to cater automatically for such occurrences.

I am interested to know if anyone else has experienced this problem on byte handling and whether there is a remedy.

Simon Holland
Hastings

XREF STOP-GAP

XREF users (November) will find there is a problem with certain tape recorders. When a program is saved, the operating system uses a 0.6second inter-block gap. XREF can only read files if the tape recorder in use is capable of stopping and restarting the tape within this gap. Unfortunately, the inter-block gap cannot be altered for save; however, the attached program *Copy* will save a program (which can be loaded or chained in the normal way) using a 2.5 second inter-block gap.

Copy is used as follows:

```
Load or enter the program to be copied.
Type PAGE=HIMEM-&200
Load or enter Copy.
Run.
Enter the file name for the copied program.
Start the tape recorder.
When the copy is finished reset PAGE to &E00.
```

XREF can then be used on this copy of the program.

Ian Graham

```
10 REM COPY for XREF, Acorn
n User, November
20 REM Uses inter-block gap
of 2.5 seconds
30 REM rather than standard
rd 0.6 seconds
40 REM with BBC operating
system
50 IX=&E00
60 *OPT1,1
70 INPUT"Program name ",A
#
80 FX=OPENDUT(A#)
90 REPEAT
100 BPUT#FX,?IX:IX=IX+1:EX
=?IX
110 BPUT#FX,EX: IF EX=&FF
THEN 140
120 IX=IX+1:BPUT#FX,?IX:IX
=IX+1:LX=?IX
130 FOR JX=4 TO LX:BPUT#FX
,?IX:IX=IX+1:NEXT
140 UNTIL EX=&FF
150 CLOSE#FX
160 END
```

Ian Graham bridges the inter-block gap

XREF TRUE

Sir, Thank you for the very useful utility XREF in the November issue.

Unfortunately there are still some bugs left in it. PROCassembler is not working correctly, ass% is not reset, and if the assembly code delimiter is the first character, it will be missed.

My suggestion is:

```
640 ass%= TRUE : IF B%=93 GOTO
660
660 IF B%= 93 THEN ass%=
FALSE:PROCread
```

J Rye
Ipswich

```
1090DEF PROCchoosecolour
1100PRINT"Enter three basic colours"
1110PRINT"(1.Red 2.Green 3.Yellow 4.Blue"
1120INPUT"(5.Magenta 6.Cyan 7.White )",colour1,colour2,colour3
1130VDU19,1,colour1;0;19,2,colour2;0;19,3,colour3;0;
1140CLS
1150ENDPROC
1200DEF PROCdrawpalette
1210RESTORE 1500
1220FORN=1 TO 10
1230READ a,b,c,d
1240MOVE a,b:DRAW c,d
1250NEXT
1260RESTORE 1600
1270FOR N=1 TO 15
1280READ e,f:MOVE e,f:mak=N:PROCspaint(e,f)
1290NEXT
1330ENDPROC
1500DATA 0,1000,600,1000
1510DATA 0,900,600,900
1520DATA 0,970,600,970
1530DATA 0,930,600,930
1540DATA 0,1000,0,900
1550DATA120,1000,120,900
1560DATA240,1000,240,900
1570DATA360,1000,360,900
1580DATA480,1000,480,900
1590DATA600,1000,600,900
1600DATA100,980,200,980,300,980,400,980,500,980
1610DATA100,950,200,950,300,950,400,950,500,950
1620DATA100,920,200,920,300,920,400,920,500,920
2000DEF PROCspaint(e,f)
2010PROCfillfrom(e,f)
2050ENDPROC
```

D Fry presents two procedures to give better colour control

TRAIN SPOTTERS & GRICERS



2 POWERFUL PROGRAMS FOR THE MODEL B AND OS.1

(Electron Versions Available Later)

PROGRAM 1

A Menu-Driven facility for maintaining a file of loco and stock spots, with capacity for an incredible 5000 numbers.

Handles all number formats.
58001 86003 M59006 253004.
Save/load database to tape.
Full Search/sort/edit functions.
Can print sorted database.

PROGRAM 2

For the spotter who is nearly 'clear', a Menu-Driven facility for maintaining a 'wants list' of locos and home sheds.

Designed for locos/EMUs/DMUs.
Prints/displays wants by shed.
Prints wants lists.
Produces visit/trip reports.
Allows changes of shed.

To order, send £6.99 or £13.00 for two Plus 50p P&P
Payable to Novelty. 7 day despatch. State which program.

P.O. Box 85 LUTON LU4 0TD

POWER DISK

12 powerful machine code utility programs for only **£10** inc. manual and P&P

These high quality utility programs have been written to extend the power and simplify the use of your BBC MICRO disk system.

POWER DISK is supplied on a 40 track disk with an introduction program and a comprehensive manual explaining each program in detail.

POWER DISK utilities include;

- FORM59 a disk reformatter that allows up to 59 files on each disk instead of the normal 31; a real money saver!
- DIS PLAY a fast, flexible memory display/editor.
- DIREDDIT a disk directory editor.
- KEYEDIT allows easy viewing, editing, loading and saving of function key definitions.
- PRINT a high quality background printer-spooler that lets you use your micro while listings and documents are printed; why wait for your printer?
- LOCK a time-saving disk access editor.
- FORMAT a 35, 40 and 80 track disk formatter.
- TAB a TAB key activator.
Set and clear tab stops with ease; make your space bar live longer!

also ARRSAVE, VARSAVE, ZERO and CHANGE.

For your POWER DISK

send £10 to STEIN-SOFT,

8 West View, Hatfield, Herts AL10 0PJ

Tandy TRS-80 The Tandy Four Colour Graphics Printer

£149
Inc. VAT



CGP-115. Creates beautiful graphics in red, blue, green and black. Text mode prints 40 or 80 characters per line at 12 characters per second. Includes serial and parallel interfaces and easily replaceable ink cartridges and standard 4 1/2" paper rolls. 26-1192 £149.00
BBC Cable. 26-7203 £39.95

Tandy The Biggest Name in Little Computers

See Our Extensive Range of Microcomputer Accessories At Any One of the 340 Tandy Stores Nationwide!

DYNABYTE SOFTWARE



BBC POOL (32K) - £7.95*

Classic representation of the real thing using high resolution super smooth colour graphics for accuracy and detail. A real pleasure to play.

BBC HORSERACE (32K) - £6.95*

An exciting and colourful multi-player game complete in every detail with tumbling jockeys, realistic horses, TV van, tote and leader boards, stewards enquiries, sharp bookies and much more. Don't lose your money at the track, try HORSERACE instead.

MULTI-AID (32K)

A powerful 3 program utility incorporating many useful features not available elsewhere.

Character: Allows you to define and edit MULTICOLOURED characters in blocks of up to 8 x 3 (max. 128) using up to 4 chosen colours. Characters previously loaded into memory can also be recalled and examined/edited. In any mode VDU23 statements are automatically generated and can be saved for later use. Simple to use and probably the best of its kind available.
Soundlab: Experiment with up to 7 envelope and 9 sound commands simultaneously. All parameters clearly displayed and easily altered EVEN when envelopes are in use allowing the effect of changes to be heard as you make them. Envelopes already defined by another program can also be read out of RAM and fine tuned to your own requirements.
Graph 7: Any possible mode 7 display can be created and edited on the screen with minimal effort. Store up to 24 screens and recall at will for viewing or editing. Ideal for animated sequences, visual aids for lectures/presentations, slide preparations etc. Screens can also be saved and used in your own programs.

SUPERB VALUE FOR MONEY PACKAGE

Complete with full documentation. ONLY £7.95

BRAIN TEASERS (32K) - Only £5.95

Six thought provoking games of mental agility including Reversi, 3D noughts and crosses, mastermind etc. Superb fun for all the family.

All programs available NOW! S.a.e. for catalogue

*ELECTRON OWNERS—

Special versions now available for the Electron

Orders to:
Dynabyte Software
31 Topcliffe Mews,
Wide Lane, Morley,
Leeds, LS27 8UL

Dealer and Distributer
Enquiries Welcome
Call (0532) 535401

Please add 50p p & p to all orders

TAB TASK

Sir, For some time I have been using a technique which performs virtually the same task as George Hill's item 'The key to tab' (page 65, October *Acorn User*). Although my method does not produce the same number of spaces as set by @% or move to the next column, it only requires two simple commands rather than using up memory and altering the OSRDCH vector. I list the method below:

```
*KEY0" "<cr>; (required spaces)
*FX219,128<cr>
Osbyte call 219 sets the TAB key to produce the code passed in X (128 in this case). The function keys produce codes in the range 128-137, so to use key 4, for example, X would be 132. Thus the TAB key can simulate any function key.
```

I keep this as a !BOOT file on my disc used for machine code programming and I have found no need for producing the set number of spaces.

Many thanks for a most informative magazine.

Julian Blythe
Cornwall

George Hill replies:

Your neat suggestion is useful, but does not do the same as my TAB program.

TAB should advance the cursor to the next pre-defined column, independent of the present position of the cursor. Your suggestion accomplishes the function SPC, ie, to insert a fixed number of spaces between the end of the last item and the beginning of the next.

To illustrate the difference, look at the output from program 1. My program produces output like the TABbed line, yours like the SPCed line, but with a constant number of spaces.

You say that you use your program to write assembly language programs. If they are to finish up in neat columns for label, instruction and comment fields you must have to use the delete key a lot - or always use labels of the same length, and avoid comments.

Incidentally, there were two reasons for writing the TAB program. One was to accomplish the TABbing function to lay assembly language programs out properly, the other was to illustrate the method of intercepting the vectored calls - a fairly advanced idea, which bears further study.

WRITE OF REPLY

Dear Mr.Hill,

I am writing with reference to your article in the July '83 issue of "Acorn User" magazine.

I am an owner of the GP-100A printer but please don't think this is a letter of complaint! The review was very good and informative, and I definitely agree with you about the noise it makes!

The reason for writing is that there is a small error in your article which I thought should be clarified. In the third paragraph you state that this printer is "a conventional dot-matrix printer with seven dot wires" which is incorrect. The printer head is of the "Uni-hammer" design which means that there are no 'dot wires' in the head at all. What is inside is a vertical plate with a thin "edge", which would in fact always print just a vertical line on the paper if it wasn't for the hidden piece of 'magic' behind! This is a rotating drum which has raised points on it, each running down it's entire length; ie, horizontally when viewed from the front. This means that when the hammer strikes the paper it will only leave a "dot" where the raised section of the drum is behind the paper. Although this gives rise to a slightly inferior print quality when compared to true dot matrix printers, it is considerably cheaper to produce and arguably longer lasting.

I also agree with you about the shape of some of the letters. As you say this is due to the printer not producing true lower case descenders. It was because of this that I decided to try and improve the look of the printout. The end result is what you are now reading. It is probably not 'business' quality but I think that it is an improvement on the original; and where else can you get a 'handwriting' style printer for £215!

All of the letter shapes are held in data form within the program and the printer is used in the graphics mode. As the letter writing is done in mode seven on the screen I have been able to include the Teletext symbols; $\leftarrow \rightarrow \parallel \div \% \& \#$. Another benefit is the ability to get both the # symbol and the & symbol on the printer at the same time. I recently added an underlining facility as well which takes account of lower case descenders automatically.

Yours sincerely,

Mr. M. Clark

Mr. M. Clark,

```
10REM Using TAB and SPC
20MODES
30PRINT "Using TAB function"
40PRINT TAB(2); "A"; TAB(10);
"BC"; TAB(20); "CDE"; TAB(30);
"FGHI"; TAB(40); "JKLMNOPQ
RSTUVWXYZ"; TAB(60); "END."
50PRINT "Using SPC function"
60PRINT SPC(2); "A"; SPC(10);
"BC"; SPC(20); "CDE"; SPC(30);
"FGHI"; SPC(40); "JKLMNOPQ
RSTUVWXYZ"; SPC(60); "END."
70END
```

>RUN

```
Using TAB function
A          BC          CDE          FGHI          JKLMNOPQRSTUVWXYZ  END.
```

```
Using SPC function
A          BC          CDE          FGHI
          JKLMNOPQRSTUVWXYZ
          END.
```

Program 1 and output



BEEBUG FOR THE BBC MICRO

DEVOTED EXCLUSIVELY TO THE BBC MICRO


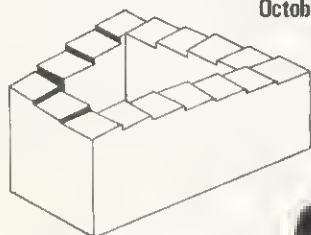
MEMBERSHIP NOW EXCEEDS 20,000 MEMBERS BRITAIN'S LARGEST COMPUTER USER GROUP

20,000 members can't be wrong — BEEBUG provides the best support for the BBC Micro. BEEBUG Magazine—NOW 64 PAGES devoted exclusively to the BBC Micro.

Programs—Hints & Tips—Major Articles—News—Reviews—Commentary.
PLUS members discount scheme with National Retailers. PLUS members Software Library.
10 Magazines a year. First issue April 1982. Reprints of all issues available to members.

SCREEN SHOTS FROM PROGRAMS IN BEEBUG


ILLUSIONS
October 1983



MUNCHMAN
October 1983



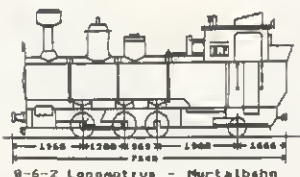
3D SURFACES
October 1983



CHEQUERBOARD
Dec 1983



SPIDERS WEB
Aug/Sept 1983



**COMPUTER AIDEO DESIGN
PROGRAMME**
Dec 1983

Magazine programs now available on cassette at £3.50 inc: VAT & p&p—see BEEBUG magazine for details.

Aug/Sep Issue: Games: Space Lords (32k) a two-player space battle. Build yourself a light pen—a simple explanation for the beginner, together with a sample program. Use our "Contact Points for the Beeb" to discover who to contact when in need. We show how to put those "awkward" cassette programs onto disc. Final instalment of our popular 5-part series on "Using Files" REVIEWS of—MICRONET, Watfords Electronic's Disc Filing System, two EPROM programmers, and the tax advisory package "Microtax". This month's visual programs include Spider's Web, Super Large Screen Characters, Bounce and Swing. We also show how to hold two complete screen pictures at once, and switch rapidly between them in "Dual Screens on the Beeb". A Crossword, Brain Teaser and our 4th Software Competition provide a competitive edge to this month's magazine. We also have our very popular scattering of Hints and Tips.

October Issue: Games: Munchman, a Snapper type game with super graphics, Illusions graphics and sound you won't believe. A versatile Renumber program for Basic, Fabric Patterns, an invisible Alarm Clock, Disc Sector String Search and a program for drawing 30 Surfaces. Articles on the Teletext Mode for beginners, Compilers and Interpreters, using Joysticks, using the Speech Synthesizer and more. Reviews of two Cassette Recorders (Marantz Superscope C190 and Acorn Data Recorder), three Printers (NEC pc-8023B, STAR DP840 and CP-80), and lots of new games software (and we've arranged SPECIAL OFFERS for members). Plus a review of the new Acorn Electron and news of our new magazine for Electron users called ORBIT. Plus all our usual features like Hints and Tips, Postbag, and a new Brainteaser.

November Issue: Program Features: Reversi, a challenging board game, Lunar Escape, an addictive arcade type game, SNARFER, a very useful disc recovery program, SHAPER for defining multiple character shapes, RAPIDS, another short game, OEMOLITION, a sizzling display with matching sound effects. Plus articles on a Clock Display, the Teletext Mode (part 2 of a series), an Introduction to Interrupt Programming, a new Mode 8 and The Beeb in Slow Motion. Plus Extension ROM Board Reviews, Games Reviews, Book Reviews, M-TEC Torch Basic Review. Plus News, Hints and a new Competition.

December Issue: Program Features: Killer Oice game, Galactic Invasion, a fast moving space invasion game, LINK, a very useful disc utility for program development, ASTAAO, a really excellent program for Computer Aided Design, the Percussion Machine, moving Chequer Board display, Screen Freezer, a routine to freeze your favourite game in mid-play, and a musical rendering of the Twelve Days of Christmas to add a seasonal flavour. Plus articles on the Teletext Mode (part 3) and Fitting an External Speaker. Plus Disc Drive Reviews, Book Reviews, Hints and Tips.

BEEBUGSOFT: BEEBUG SOFTWARE LIBRARY
offers members a growing range of software from £3.50 per cassette.

BEEBUG NEW OPERATING SYSTEM OFFER

BEEBUG members can now obtain the new 1-2 OPERATING SYSTEM ROM at around HALF PRICE
As a result of BEEBUG negotiations with Acorn the ROM now may also be offered by other user groups to their members.

1. Starfire (32K). 2. Moonlander (16K). 3D Noughts and Crosses (32K). 3. Shape Match (16K). Mindbender (16K). 4. Magic Eel (32K). 5. Cylon Attack (32K). 6. Astro-Tracker (32K).

Utilities: 1. Disassembler (16K). Redefine (16K). Mini Text Ed (32K).

Applications: 1. Superplot (32K). 2. Masterfile (32K).

13% DISCOUNT TO MEMBERS ON THE EXCELLENT WORDWISE WORD PROCESSING PACKAGE—THIS REPRESENTS A SAVING OF OVER £5.00.

Send £1.00 & SAE for Sample

Membership: UK £5.40 for six months, £9.90 for one year.

Overseas one year only: Europe £16.00, Middle East £19.00, Americas & Africa £21.00, Other Countries £23.00

Make cheque to BEEBUG and send to: BEEBUG Dept 13, PO Box 109 Baker St, High Wycombe, Bucks HP11 2TD

Send editorial material to: The Editor, BEEBUG, PO BOX 50, St. Albans, Herts AL1 2AR

40/80 QUERIES

Sir, I have been using the 40-track to 80-track copier from the August issue of *Acorn User* to copy a couple of 40-track discs. Please could you explain the following points?

What does OSWORD with A set to &7E do?

I have been able to work out most of the disc commands through FND, except for the one called in PROCset. I can find no mention of command &7A in my 8271 data sheet, although I suspect that it is the command to write to a special register with R% determining the 'current track' for the surface in use. My data sheet gives this command as &3A.

I suspect that line 610 has been omitted from the listing and should read

610 = X% ? T%

I think it would be very helpful if you could produce an article describing these new OSWORD calls, and any other details of the DFS which people, like me, who do not have Acorn discs and therefore an Acorn manual are unaware of.

William Smith
Sheffield

OSWORD &7E returns the size of the current disc. This facility is provided by the DFS ROM, not the MOS.

Command &7A is synonymous with command &3A but with the select 0 bit set, which selects the required drive surface. The command sets the current track, as you suggest.

Line 610 has indeed been omitted.

POWER SHARING

Sir, An increasing amount of software is becoming available in ROM or EPROM and there is only limited space in the Beeb to fit them. As the system can support up to 16 sideways ROMs several firms are now producing add-on sideways ROM boards to allow for all 16 ROMs to be fitted at once.

I am a little concerned about whether the power supply can take the extra load of all 16 ROMs in addition to my disc drive, which is already powered from the power outlet of the micro. Presumably, if I converted my single drive to a double drive this would further increase the load.

A dealer I have spoken to thought that it should be alright, but didn't seem to be very sure. Could you please let me know if 16 ROMs and dual disc drives (modern slim-line type) are likely to overload the PSU of the BBC micro?

Michael Lowe
Loughton, Essex

We would not recommend that 16 sideways ROMs are added to a BBC micro with discs because the power

consumption of this amount of memory is far greater than that available. The solution is to buy a separate power supply unit for the ROM board or disc drives.

COPY PROBLEM

Sir, I have a Beeb with a single-sided 40-track disc drive. I have been giving a lot of thought to the subject of backups. Backing up to another disc with only one drive is tedious, to say the least.

I have come to the conclusion that the best solution is to have a program to enable backing up a whole disc to tape one file at a time, with no operator intervention required. This method is full of problems, as I have discovered. For a start, all files need to be *LOADED and *SAVED to take into account the different types of files.

I think a combination of your automatic menu program (September Hints & Tips) to get the file information from sectors 0 and 1, and tape to disc transfer (April Beeb forum) in reverse would provide some of the answers.

I would be very grateful if one of your readers could give me the answer.

Malcolm Andrews
Trowbridge, Wilts

COUNTER CRASH

Sir, I am writing to inform you of what could be a bug in the BBC computer. When using AUTONUMBER in any mode other than mode 7 I found that the machine will count away quite happily for so long and then for no apparent reason will suddenly begin counting from line 10 again.

Unless this resetting of the counter is noticed it is possible to unknowingly begin to erase the very program that you are typing in.

Is this a bug, or do I have a faulty machine?

J Revis
Leeds

It seems you have a faulty machine. The problem has not arisen in tests carried out by Acorn.

UNWANTED DIN

Sir, Your readers may be interested in a possible cause of tape load/save errors.

One particular brand of tape recorders, being sold under several different names specifically for computer use, has a DIN connector which the handbook recommends is used. The problem is that the microphone is not cut out of circuit by the DIN plug, so any noise nearby comes out as an overlay on the computer recording.

This can easily be checked by talking into the tape recorder while recording a program, and then listening to the playback. The remedy is to insert a dummy jack plug into the microphone input socket.

Dealers could help potential buyers by checking their stock for this feature and warning purchasers of such offending items.

D Stiles
Bristol

DISC DISPATCH

Sir, I am sure that I am speaking for the people who own an Acorn Atom machine when I say that we must seem to be like long-forgotten, second-class customers!

My local computer dealer, Electroniquip of Fareham, placed an order on my behalf for an Acorn Atom disc-pack: this was done at the beginning of March this year. Despite the many assurances of prompt dispatch of this expensive item by Acorn, still nothing has happened, and I am writing to you as a last resort, having made several telephone calls to the customer service department.

If the likes of Dr R Flinn, who works for the University of Birmingham (June *Acorn User*) are having problems with delivery dates where does it leave individual Atom users?

D Bourner
Fareham, Hants

COLOUR QUEST

Sir, I understand that I should be able to use my 14in television set (Panasonic model TC 431 GR) as a colour monitor for the BBC model B, connecting the video outlet socket of the computer to the video in socket of the television set.

When I have tried this, the picture is clear in black and white but I cannot get colour. However, I can get a colour picture by connecting the aerial out of the computer to aerial in of the television set, but the definition is not so good.

How can I get colour on the video input? (The television set has three input sockets: the aerial, the video in and the audio in.)

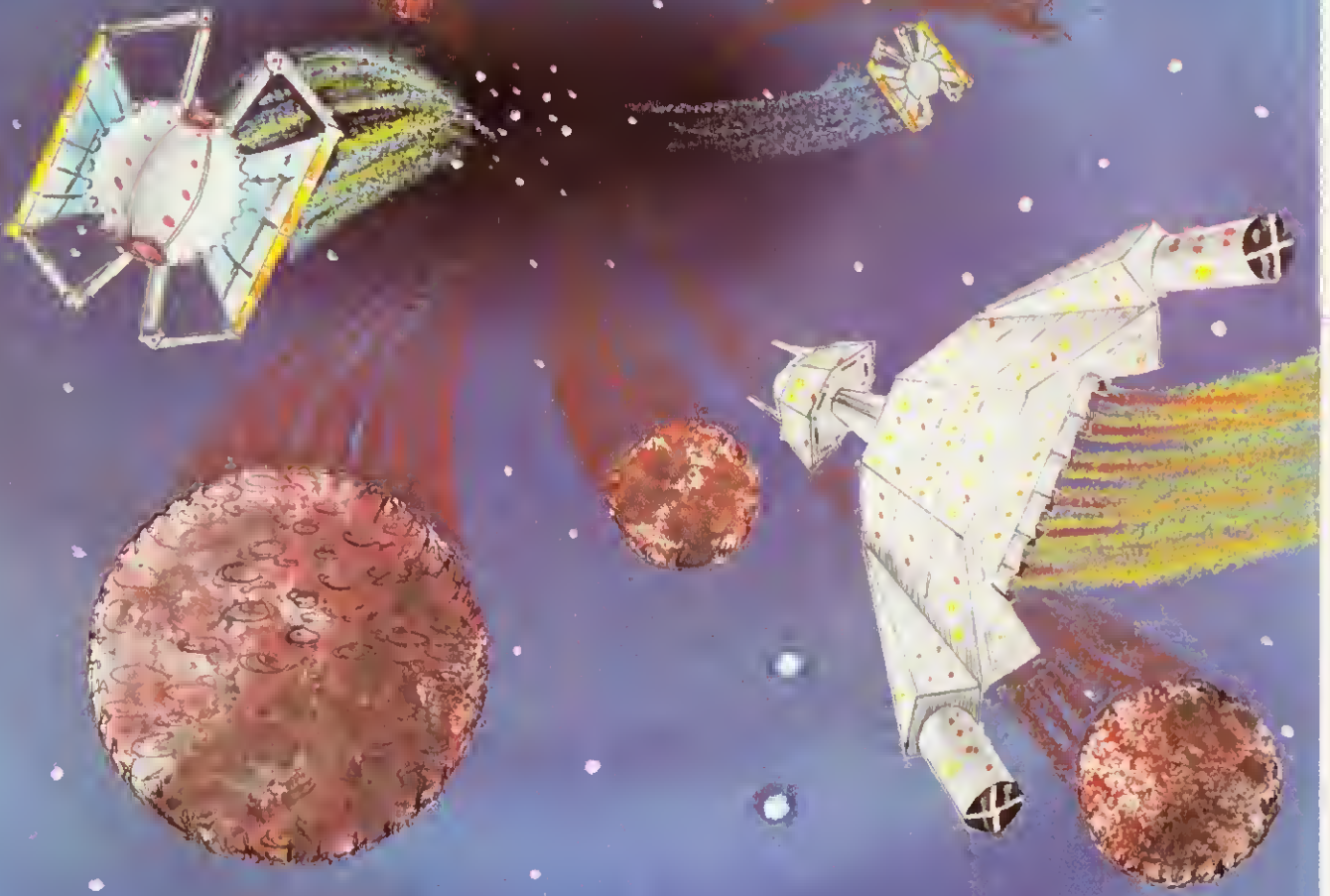
T James
Chippenham

If your micro has an issue 1, 2 or 3 board fit a 470pF ceramic capacitor between the emitter of Q9 and the base of Q7. Both Q9 and Q7 are transistors near the modulator. The emitter is marked with an 'e' on the PCB in white/yellow lettering; the base is the central leg.

With boards of issue 4 and onwards, fit an insulated wire link between the two holes of S39, found next to the video out socket.

EXPERIENCE THE VORTEX!

the invasion continues



We continue the invasion this month with a new and exciting game. You must fly to enter the VORTEX. You'll need all your senses and a 60 degree turn of the propeller. You'll have to fly through a storm of asteroids or vaporized by atomic blasts. If you're hit, your velocity will be reduced to zero. You'll have to fly through a storm of asteroids or vaporized by atomic blasts. The point is, you're in a race where even your super human reactions are too slow to avoid collisions with asteroids and your ship is destroyed with a lightning flash and a cascade of radioactive particles. This is definitely one hot game you'll find irresistible. You'll need a 3D Bomb Alley and Attack on Alpha Centauri. VORTEX uses keyboard or joystick, with the joystick being the preferred method. What ails recommended hardware included. It's the only game program illustration with a 3D perspective. It's the only game program illustration with a 3D perspective. It's the only game program illustration with a 3D perspective.

Other programs available for the BBC Micro Model B: Cassette £7.95 inc. Disc £11.95 inc.


GUNSMOKE



... the graphics are excellent and the whole thing well designed."
... "a game for the family — simple, but enjoyable"

THE MICRO USER


3D BOMB ALLEY



"This is a very addictive game and is good value for money"

BEEBUG

ATTACK ON ALPHA CENTAURI



"The game features some of the best and most unusual graphics yet for the BBC micro"

BEEBUG



Send a S.A.E. for details or ask your local dealer for a demonstration.

Our software is available from more than 500 retail outlets in the UK, including W.H. Smith, HMV, all Spectrum Group shops and most good dealers.

We also offer a rapid mail-order service by writing to:
Software Invasion, 50 Elborough St., Southfields, London SW18 5DN.

See us at the
BBC MICRO USER SHOW
Wembley Conference Centre, London
DECEMBER 8-11

SECRET DOOR

Sir, I recently purchased a model B with a Wordwise chip for use as a word processor and added it to an ordinary black and white television and a cassette recorder. I couldn't afford a printer but a friend promised to let me use his any time I liked.

However, I then purchased from W H Smith a Silver Reed EX42 portable electronic typewriter. I wondered if this might be converted into a printer but was told by Silver Reed, which does an interface (the I/F44) for its EX44 machine (which is nearly twice the price of my EX42), that this was impossible. But I noticed in the front of my machine a little trapdoor. On opening this, I found a connector. I bought the I/F44 interface and - lo and behold - I now have a printer at a considerably reduced price.

I have checked all the EX42s I can find in local shops: they all have the connector.

When I contacted Silver Reed about this, they claimed I was doing the impossible and implied that I was not telling the truth. When my computer shop manager phoned them, there was a pregnant pause.

Now, I'm a writer, not a computer buff - I don't know a Centronics compatible interface from a 36-pin connector (receptacle), but I do know I've got both and they efficaciously operate my good but comparatively inexpensive typewriter. So someone, somewhere, has made a Big Mistake and if any readers want a cheap, but effective, daisywheel printer, the above tells them how to do it.

Martin Booth
Somerset

SPLIT THE ATOM

Sir, Barry Pickles suggests there are some 40,000 Atom users.

I bought an Atom two years ago but have hardly used it, mainly because I have little spare time to type in long programs copied from magazines which do not specify whether they are suitable for Atoms and what size memory is required, and I have little money to spend on cassettes from advertisers who do not bother to state what machine the cassettes are for (BBC A or B, Electron or Atom), let alone what size memory is required.

I flip through your magazine and despair. In 95 pages of magazine there are two pages relevant to the Atom and they are beyond me. Can you not cater for idiots such as myself?

I am looking at issue No 11 (June '83), pages 14 and 16. Will that bubble sort program run on my Atom? Why can't you use a REM to say, for instance, 'Suitable for Acorn Atom 2k' to help people like myself? And your general articles on interrupts, graphics, etc - which machines are they

relevant to? Why can't you keep the magazine in sections: BBC, Electron and Atom?

I see adverts like 'Practical programs for the BBC & Atom', a book advertised for £5.95. Does this imply that BBC programs will run on an Atom? I cannot for the life of me understand that a person with an Atom would want BBC programs and vice-versa. Who can afford two machines; let alone master them?

I see that Garland Computing is advertising some superb educational programs for the BBC, eg, Seed Germination, Blood Circulation etc. Is there no similar, simpler type of program available for the Atom? Is the Atom incapable of handling such programs, or is it that programmers just don't write for the Atom any more? Can somebody please help me?

Mrs P Gough

PS. Perhaps it is true that computers and women were not meant for each other, and that I should sell my Atom in your personal ad column. Would I be any better off if I bought an Electron?

FORMAT FAILURE

Sir, Having read the erudite questions and answers appearing in your column during the last months, I have hesitated to pose my mundane problem. However, I wonder if you or your readers would help.

An OS 1.2 ROM was fitted by my local Acorn dealer to my BBC model B micro, which originally had OS 0.1.

I have failed miserably to obtain a screen display which uses the right-hand column and, say, 23 rows. Ordinarily, when a character is printed in the 40th column the cursor moves to the next line and receipt of a 'new line' character results in double-spacing. The obvious solution should be to add a semi-colon (see line 70 in TEST program). It is this semi-colon which is giving trouble.

As the simple program and the resulting printout show, the screen displays the first six lines as expected. Then the computer inserts six spurious spaces after 260 characters and 250 characters alternately.

To my mind there seems to be an association with blocks of 256 bytes. Have I discovered my own private bug, peculiar to my OS 1.2 ROM (unlikely), or is it shared with all those who use a 1.2 ROM?

Les Fountain
Ferndown, Dorset

The problem you are encountering is based on the fact that the pseudo-variable COUNT is only one byte long, so if more than 256 characters are output without a carriage return '; the counter overflows, causing mis-formatting - as in your example.

To avoid this, ensure that you print a carriage return before 255 characters have been printed.

QW TO AZ?

Sir, Last year I bought a BBC model B for my personal use, which I would like to start using as a word processor for my company.

The typing will be done by my secretary, who is used to an Azerty keyboard and the Owerty from the BBC gives her many difficulties.

How can I change the Owerty keyboard to an Azerty one? Changing the keys is no problem, for they can easily be lifted off and put on another location, but is it possible to redefine the hexadecimal ASCII codes, or should any chip be changed on the keyboard?

T Marres
Belgium

The keyboard layout can be changed permanently only by modifying the MOS chip - which clearly cannot be done by an average user - or by major hardware modifications. Keys can be redefined by means of software, as Simon Berry demonstrates in his article this month on creating a 'numeric keypad', but converting the keyboard is not really a practical proposition when you are using a commercial software package, as the word processor is liable to be overwritten by your conversion program.

```
10 REM TEST
20 A=10
30 B=20
40 C=30
50 D=40
60 FOR J=0 TO 22
70 PRINT A,B,C,D;
80 NEXT
90 END
```

Les Fountain's program to test the screen display . . .

```
10      20      30      40
10      20      30      40
10      20      30      40
10      20      30      40
10      20      30      40
10      20      30      40
10      20      30      40
40      10      20      30
40      10      20      30
40      10      20      30
40      10      20      30
40      10      20      30
40      10      20      30
30      40      10      20
30      40      10      20
30      40      10      20
30      40      10      20
30      40      10      20
30      40      10      20
30      40      10      20
30      40      10      20
30      40      10      20
30      40      10      20
30      40      10      20
```

. . . and the printout that shows a failure in formatting

3D COMPUTERS

THE HOME COMPUTER
SPECIALISTS

WITH MORE BRANCHES THAN
ANY OTHER ACORN DEALER
WE OFFER

ONE-STOP SHOPPING

FOR YOUR
BBC MICRO
AND
ELECTRON

CALL IN AT YOUR LOCAL
BRANCH FOR FRIENDLY
ADVICE AND SERVICE
SEE A COMPLETE DISPLAY
OF HARDWARE & SOFTWARE
TO BUILD UP YOUR
ACORN MICRO SYSTEM

SOFTWARE

PROGRAM POWER
BUG-BYTE
SUPERIOR SOFTWARE
A & F
SIMON HESSEL
MOLIMERX
ALLIGATA
ACORNSOFT

PERIPHERALS

DISCS SINGLE/DUAL
TORCH Z80 DISCS
CUMANA DISCS
PRINTERS
JOYSTICKS
MONITORS
B & W/COLOUR
LIGHT PENS
BBC BUGGY

*large range of books,
diskettes, cassettes &
printer paper always
in stock*

*Easy parking at all
branches*

TOLWORTH

230 Tolworth Rise South,
Tolworth, Surbiton,
Surrey KT5 9NB.
Tel: 01-337 4317

SUTTON

30 Station Road,
Belmont, Sutton,
Surrey SM2 68S.
Tel: 01-642 2534

EALING

114 Gunnersbury Avenue,
Ealing, London W5 4HB.
Tel: 01-992 5855

RICKMANSWORTH

Greystone Works,
The Green, Croxley Green,
Rickmansworth,
Herts WD3 3AJ.
Tel: (0923) 779250

MILTON KEYNES

Unit 1, Heathfield,
Stacey Rushes,
Milton Keynes MK12 6HP.
Tel: (0908) 317832

LUTON

1 Manor Road,
Caddington, Luton,
Beds LU1 4EE
Tel: (052) 458575

PL GRAPHICS SYSTEM

WILL UNCHAIN THE GRAPHICS POWER OF YOUR BBC MODEL B MICROCOMPUTER

An easy to operate, complex graphics system with new and very advanced software giving a versatile CAD system. Complex pictures and diagrams, or original designs can be quickly, easily and accurately reproduced. The system consists of the 'GRAPHIC DIGITISER' incorporating a 256mm x 205mm tracing pad, the 'Central Program' (tape or disc), instruction manual, key card and quick reference card.

WIDE RANGE OF INSTRUCTION BLOCKS

Instructable blocks enable boxes and circles to be constructed from two probe positions filling areas with chosen colour, painting areas with colour or shading, drawing of irregular shapes, outlining in different colour and varying line thickness, creating lines in horizontal, vertical or angled modes with parallel lines in repeat or multiple repeat styles in selected thickness. Special routines for plating circular arcs and for the animation and multiple plating of text.

USER-DEFINED CHARACTER PROGRAM

Freedom of character design means shapes and symbols can be created in very fine detail. Characters may be plotted many times over, clustered, mixed with normal text characters, used in animation effects, "turtle" control.

COMPLETE EDITING FACILITIES PROVIDE A CAD SYSTEM

Mistakes can instantly be erased and rectified with random and sequential access to stored picture data which may be easily revised, corrected and modified.

IMAGE MANIPULATION

Images may be reflected, rotated, moved, scaled, duplicated, compressed and extended.

STORAGE

Pictures may be saved on cassette or discilla or dumped to printer. The Central Program contains a range of printer dumps.

FULL COLOUR/RESOLUTION

The range of colour facilities offered by the BBC Micro in Modes 4 and 5 are easily handled by the PL GRAPHICS SYSTEM. In high and medium resolution.

CURSOR UTILITY CALLS

The probe positions displayed on screen can be justified vertically and horizontally to aid rapid joining of lines. Additionally vertical, horizontal and perpendicular guide lines can be constructed.

DISPLAY PROGRAM

The main control program contains a 'Display' program which enables the user to freely mix visuals in their own programs.

ACCURACY/SPEED


Probe position is continuously displayed on the screen and fidelity of image to original drawing is excellent. Completed images can be recalled from file and dumped to the screen in seconds.

NO KNOWLEDGE OF BASIC REQUIRED

Users can vary easily and quickly familiarise themselves with the PL GRAPHICS SYSTEM.

* NEW SOFTWARE CONTAINING FIVE PROGRAMS.

£130.39
+ VAT



B.S. DOLLAMORE LTD.

Burton Road, Burton-on-Trent, Staffs., England (0283) 217905

U.K. Distributor, **LVL** Scientific House, Bridge St., Sandiacre, Notts., Telephone: (0602) 394000

DIM SPACE

Sir, In the October *Acorn User*, Michael Johnson posed the problem of redimensioning arrays in BBC Basic. This is a tricky little problem if the storage space used in the previous array declaration is to be re-used.

The approach to this problem is to clear the variables back to those which were defined at a previously specified point in the program. This part-clearance can then not only be used for redimensioning arrays, but also for recovering variable storage space after the temporary use of variables. The 'temporary' variables are all the new variable names (except A% to Z%) used after vartop is saved with a DIM V - 1 statement.

See, for example, line 30 of the test program below, when OLD_VARTOP is set to the value of vartop immediately prior to dimensioning the array A. PROC_CLEAR in line 60 then clears all the variables which have been first named between lines 30-60 inclusive, that is array A and J in the program as written. Lines 40 and 50 print array A to show it exists and lines 70 and 80 permit you to check whether it exists after PROC_CLEAR. Enter "A(0)" to confirm that array A has gone or RETURN to redimension A.

To follow the workings of PROC_CLEAR, a knowledge of variable storage between LOMEM and vartop is needed (see *Acorn User*, July, page 39). However

briefly, the variables are held in chains identified by the first letter of the name, with each stored variable starting with a two-byte address pointing to the next variable in the chain.

The chains are started using initial addresses stored at locations &400+2.ASC (first character of name), and terminated with a zero address vector.

Lines 120 to 140 set A% in turn, to address each variable chain. Lines 150 and 160 update A% to point to each variable in the chain until the chain ends or uses RAM above the procedure parameter V%. B% then contains the address of the required last member of the chain and its address "hi" is set to zero to fix it as the last member in line 170. Finally, in line 180 vartop is reset to V%.

There are two situations when PROC_CLEAR could misbehave. First, I am unclear as to the effect of PROC_CLEAR if used with a second processor across the Tube; perhaps someone would like to comment on this. Second, if existing string variables are lengthened between setting vartop and PROC_CLEAR, they might become corrupted after PROC_CLEAR. The way to avoid this (and to save space) is to set the 'permanent' string variables to their maximum length when they are first used. Any new string variables named between setting vartop and PROC_CLEAR are deleted along with the other variables by PROC_CLEAR.

Jack Pike
Bedfordshire

ECONET SOFTWARE

Sir, Woolwich College ordered, in good faith, 20 BBC micros for use on two Econets. These were delivered at various times over the past year and have been set up ready to test at the start of this term, in early September.

We took the precaution of ordering the Econet software early, in June 1983. There was then *no mention* from Acorn of any delay in getting the software. We fondly hoped, in our ignorance, to have the system up and running in September for use throughout the current academic year.

It is now November and no sign of software. Are our Econets white elephants?

I feel, as so many people have in the past, conned by over-hopeful advertising. Nowhere in their literature lauding the Econet did it say that it would not be usable until 1984 (and then only in very limited form, without such important things as file handling from the stations).

I would be grateful for a response from Acorn to this complaint. I am sure that Woolwich cannot be the only college or school in this unenviable position.

George Hill
London

DRIVE JUMP

Sir, I would like to bring to your attention a fault in the dual-catalogue program in the October edition.

If it is executed on a newly formatted disc in drive 0 of a double disc drive system, have caution when using it in drive 1. I had a very important disk in drive 0 completely ruined. I inserted my dual-catalogue disc into drive 1, logged on to the drive, and typed *ALT. The computer jumped to drive 0 and erased my catalogue!

Colin Millerchip
Cheltenham

See December's issue, page 157, on this point.

FRED-LESS

Sir, I read the letter from Tom Boyd in your October edition about FRED, the memory-mapped input/output area, and his associated spaces.

I too had this problem and started dabbling with character codes. I found that I could redefine code 32 to be anything, a block of white being best. It is then impossible to copy spaces.

However, to activate the new character, I found it necessary to run the program first (the redefinition is done using VDU 23).

H Hollingworth
University of Essex

```

10REM Partial clearance of variables
15REM by Jack Pike
20INPUT "Array size",I
30DIM OLD_VARTOP -1,A(I)
40PRINT "SPC(9)"I"SPC(8)"A(I)"
50FOR J=0TO1:PRINTJ,A(J):NEXT
60PROC_CLEAR(OLD_VARTOP)
70INPUT "Print variable named",A$
80IF LENA$ PRINTEVAL(A$):GOTO70
90GOTO20

100DEFPROC_CLEAR(V%)
110LOCAL IX,A%,B%
120FOR IX=&482 TO &4FB STEP2
130IF IX=&4B6 IX=IX+8
140A%=IX
150REPEAT:B%=A%:A%=?A%+256*A%?1
160UNTIL A%<LOMEM OR A%>=V%
170B%?1=0:NEXT
180?2=V% MOD 256:?3=V% DIV 256
190ENDPROC

```

Jack Pike's test program clears variables back for redimensioning arrays and recovering variable storage space

Looney Lift



**H & H
SOFTWARE
PRESENTS 3 NEW TAPES
for the
BBC 32K COMPUTER**
to add to their existing range of games
and educational software.

LOONEY LIFT

A new action packed arcade game with hi-res graphics, full colour and sound. Keep your guests jumping, operate the lift and watch out for the luggage. The alternative is the sack!

£7.50

CHEMIPLANT

Another first? A chemical plant simulation. Avoid explosions, spills and other disasters on your way to your first million. Plant manual included. Hi-res graphics.

£7.50

STORY

Electronic storytelling!
First make up some scenes using pictures from the computer bank or use your own drawing skills. Then write your story. Up to 7 screens can be displayed, saved and printed.

£6.50

To get more information about our new and existing software, ask for a catalogue. Please send a s.a.e.

*** Disc versions available: please add £1.50 ***

Please send orders and cheques/PO to:

**H & H Software, Dept B, 53 Holloway,
Runcorn, Cheshire WA7 4TJ. Tel: 09285
65566**


A WORD PROCESSOR FOR YOUR BBC MICRO FOR £4.95.

PUTTING YOUR BBC MICRO TO WORK

□ Chris Callender £4.95.

Yes, it's true. A complete word processor program is just one of 15 major programs in this new, 120-page book. You can keep your accounts in order with the HOME

ACCOUNTS program, organise your life with planner and keep your numbers under control with TELEPHONE DIRECTORY. You can even gain experience with spread sheet calculations with SPREADCALC




THE BBC MICRO COMPENDIUM

□ Jeremy Ruston £14.95.

More than 500 pages in this massive work, the most important ever published for serious BBC Micro programmers. Major topics covered include: assembly language programming; floating point algorithms; recursive programming; increasing the vertical screen resolution to 512 with software; and an intelligent disassembler.


From the author of THE BBC MICRO REVEALED.



36 CHALLENGING GAMES FOR THE BBC MICRO

□ Tim D Rogers and Chris Callender £5.95

From graphic adventure programs, to fast-moving arcade action, this 270-page book gives you a whole library of software-standard games. The book comes complete with detailed program notes, and screen printouts. Games include 3D INVADERS, RAT ATTACK, DOWNHILL SKIING and SHARK.




LET YOUR BBC MICRO TEACH YOU TO PROGRAM

□ Tim Hartnell £6.45

This book, by best-selling author Tim Hartnell, is the ideal companion for you if the BBC Micro is your first computer.


It takes you, step by simple step, through programming in BBC BASIC, with a number of worthwhile programs (including a complete REVERSI/OTHELLO game, and another to play CHECKERS). Computer and Video games said "... takes you further into the cloudy areas of the BBC Microcomputer than anything else I've yet seen ..."



CREATING ADVENTURE PROGRAMS ON YOUR COMPUTER

□ Andrew Nelson £4.95

A major work (complete with three complete ADVENTURE programs) to show you how to devise, program and solve Adventures on your BBC Micro.



Interface Publications, Dept. AA,
44-46 Earls Court Road, London W8 6EJ

Please send me the books indicated. I enclose £.....

Name:

Address:

**INTERFACE
PUBLICATIONS**



All Interface books are available from computer and book stores, including W H Smiths, Menzies, and Dixons. Trade supplied by: The Computer Bookshop, 30 Lincoln Road, Olton, Birmingham B27 6PA (021 707 7544, telex 334361).

USER GROUPS

□ **Belfast** Computer Club, described by hon sec Patrick Roddie as 'Beeb orientated', is being set up and new members are asked to take a computer if possible. Meetings are on the first Monday of the month at 7-10pm at the Ashby Institute, Stranmillis Road, Belfast 9. Contact Mr Roddie on Holywood 3212.

□ A new club has been formed in **Surbiton** for Atom users. It meets on alternate Monday evenings at Charrington Bowl, Kingston Road, Tolworth, Surbiton, Surrey

(contact Andy Nicholls on 01-337 2696 during working hours).

□ The **Southampton** Amateur Computer Club has its main meetings at the Medical Sciences Building, Basset Crescent East, on the second Wednesday of the month at 7.30-10.30pm, but it also has a 'very active' BBC group which gathers at the Crestwood Centre. Meetings take place on the last Friday of the month, also between 7.30 and 10.30pm.

On the following day each month the

SACC holds junior group meetings at the Baptist Church, Bitterne Park, which both members and non-members can attend between 9am and noon.

Membership enquiries should be addressed to the club at the Crestwood Centre, Shakespeare Road, Eastleigh, Southampton.

□ Another Beeb group has been formed in **Belgium** (see *Acorn User*, September), this one specialising in model B. Club "B", as it is called, is at Micro-informatique, Chemin de Weyler, 2, 6700 Arlon, Belgium.

CLUB CONTACTS

● Rupert Steele
Amateur Computer Club
St John's College
Oxford OX1 3JP

● **Beebug**
374 Wandsworth Road
London SW8 4TE

● J Smith, Secretary
Brighton, Hove & District Computer Club
30 Leicester Villas
Hove
E. Sussex BN3 5SO

● Dr Leo McLaughlin
North London BBC Micro Users Group
Dept of Chemistry
Westfield College
University of London
Kidderpore Avenue
London NW3 7ST
Tel: 01-435 0109

● **West Midlands Computer Group**
12 Apsley Road
Oldbury
West Midlands B68 0OZ

● Mr J Price
Bedford House
27-28 St George's Road
Brighton
Sussex

● Mr P Beverley
Norwich Area Acorn User Group
Room 12a, Norwich City College
Ipswich Road
Norwich NR2 2LJ

● Keith Mitchell
Edinburgh ZX Computer Club
19 Meadowplace Road
Edinburgh
Tel: 031-334 8483

● Steve White
Atom/BBC User Group
c/o Superior Systems Ltd
178 West Street
Sheffield
Tel: (0742) 755005

● Robin Bradbeer
Association of London Computer Clubs
Polytechnic of North London
Holloway
London N7 8DB

● Nik Kelly
Liverpool BBC & Atom Group
56 Queens Drive
Liverpool L4 6SH
Tel: 051-525 2934

● Andy Purkiss
Namebug
12 Palm Close
Wilham, Essex
Tel: 0376 515609

● J Beng
BBC Micro Club
PO Box 1297
Santa Cruz de Tenerife
Tenerife

● Lindsay Thachuk
Beebnet
PO Box 262
Kingswood
South Australia 5062

● Richard Slerry
BBC Micro User Group
1 Wavell Garth
Sandal Wakefield
West Yorkshire WF2 6JP
Tel: Wakefield 255515

● Colin Price
Kaighlay Computer Club
Red Hill
Hainsworth Wood
Keighley
W. Yorks
Tel: Keighley 603133

● Jennifer Woeller
Sutton Library Computer Club
Sutton Central Library
St Nicholas Way
Sutton, Surrey
Tel: 01-661 5031

● Mr C Ruller
Medway Atom Users Club
St John Fisher School
Ordnance Street
Chatham
Kent

● Mr J Ashurst
Acorn Computer Users Group
Abraham Moss Centre
Crescent Road
Manchester 8

● Mr D L Evans
23 Hinchin Road
Henlow Camp
Bedfordshire

● N P (Bazyle) Bulcher
Harrow Computer Group
16 St Peter's Close
Bushey Heath
Watford WD2 3LG

● R Welch
Harpenden Microcomputer Group
7 Tylers
Harpenden
Herts AL5 5RT

● Mr P Frost
Atom Users Group
3 Leyland Road
Bulkington
Warks CV12 9LW

● Olvind Grenness
BBC Norway
O-Infom
PO Box 716
N3191 Horten
Norway

● R V Souter
TRS/80 Beeb Users Group
25 Carr Lane
Willerby
Hull HU10 6JP
Tel: 0482 654117

● E R Piper
Bognor Computer Group (BUG)
2 Ely Gardens
Aldwick Park
Bognor Regis
Sussex PO21 3RY

● Andrew Pike
Peterborough Personal Computer Club
920 Bourges Boulevard
Peterborough PE1 2AN
Tel: 0733 44342 (after 5pm)

● Dave Clare
Mid-Cheshire Computer Club
Providence House
222 Townfields Road
Winsford
Cheshire CW7 4AX
Tel: Winsford 51374

● **Liverpool BBC Microgroup**
c/o Fred Shaw
14 Albany Avenue
Eccleston Park
Prascat
Merseyside L34 2OW

● John Harris
Bottisham Acorn User Group
1 Rowan Close
Bottisham
Cambridge CB5 9BN
Tel: (0223) 811487

● Peter Smith
Fareham and Portchester Amateur Computer Club
23 Sandy Close
Petersfield
Hants

● Paul Barbour
Laserbug
10 Dawley Ride
Colnbrook
Slough
Berks SL3 0QH
Tel: 02812 3064

● Brian Pain
Colour Micro Users Group
40a High Street
Stony Stratford
Milton Keynes
Tel: (0908) 564271

● Mr D Coulter
Preston BBC User Group
8 Briar Grove
Ingol
Preston PR2 3UR

● **Acorn Users Group of Sweden**
c/o Janne Soderberg
Frieheisvagen 32
S-175 33 Jarfalla
Sweden

● Peter Wilson
Universal Micro Club
26 North Cape Walk
Corby
Northants NN18 9DQ
Tel: Great Oakley 742622

● John Haigh
Iver Computer Society (IC's)
141 Leas Drive
Iver
Bucks SL0 9RP

● John Eary
Kinder Peak Computer Club
36 Parkway
New Mills
Tel: New Mills 43870

● C Verrier
Wandsworth Computer Club
Earlsfield Library
Magdalen Road
London SW18

● Mr J Craig
National BBC User Group
40 Mount Pleasant Avenue
Wells
Somerset BA5 2JQ

● Mr R Luff
Kingbee
54 Arlington Close
Kingwinford
West Midlands

● **Computer Club**
Caterham Leisure Centre
Godstone Road
Caterham
Surrey CR3 6RE
Tel: Caterham 48304/43316

● Ted Ryan
Esstwood Town Microcomputer Club
15 Queens Square
Eastwood
Nollingham NG16 3BJ

● Mr T. A. Kayani
SOBAT Computer Club (East London)
12 Calderon Road
London E11 4EU
Tel: 01-556 5423

● Mr M G Forster
Potbug BBC Users Group
8 St George's Avenue
High Lane
Tunstall
Stoke-on-Trent
Tel: 818499

● **Muse** (for teachers)
Freepost
Bromsgrove
Worcs B62 7BR

● Mr B Carroll
The Cottage
42 Manor Road
Aldershot GU11 3DG

● Steve McLeod
BBC Users Group of Canberra
5 Hatfield Street
Evatt A.C.T. 2617
Australia
Tel: (062) 58 7719

● A H Fowler
Tonbridge School Computer Society
44 Birling Road
Tonbridge Wells
Kent TN2 5LY

● J Assies, Secretary
Big Ben Club
PO Box 177
4670 AD Zevenbergen
The Netherlands

● H W H Fisher
Sunningdale BBC User Group
82 Cedar Drive
Sunningdale
Berks SL5 0JB
Tel: Ascot 25030

● Peter Hughes
Format 40/80 Club
BBC Disc User Group
5 March Street
Bristol BS1 4AA

● Dave Davies
229 Manley Road
Chorlton-cum-Hardy
Manchester M21 1RB
Tel: 061-881 0382

● Tony Laham
Computer Users Club
69 Hadlow Road
Welling, Kent DA16 1AX

● Tony Pickard
Newcastle & Washington BBC User Group (NEWBUG)
c/o Washington Town Centre
Library
The Galleries
Washington, Tyne & Wear
Tel: 091-417 3992 after 7pm


● John Fryer, Treasurer
ABUG
17 Edgedale Road
Sheffield S7 2BO

● Chns Parry, Secretary
Stratford Computer Club
16 Sackville Close
Stratford-on-Avon
Tel: 0789 68090

● Robert Watt
Inverclyde BBC Micro Users' Club
9 St John's Road
Gourock
Renfrewshire PA19 1PL
Tel: Gourock 39967



BBC ROM EXPANSION BOARD



the ROM board for the BBC micro

- ★ Easy to install, no soldering, full instructions provided.
- ★ 12 extra sockets allow up to 256K ROM space.
- ★ Fully buffered.
- ★ Fits easily inside BBC case.
- ★ Price (Model 1): £35 + VAT

SIR BBC ROM BOARD MODEL 2 NOW WITH RAM!!

The SIR ROM Board Model 2 is an upgraded version of the highly successful Model 1 design. The new Model 2 includes facilities for the use of up to 16K Static RAM allowing you to write your own firmware!

BBC ROM Board (Model 2)
Price: £40 + VAT

We also stock a complete range of BBC Micro peripherals and software, many at unbeatable prices! The following are just a small sample:

BBC MICROCOMPUTER

BBC Model B £399.00
BBC Model BD £469.00

MONITORS

Sanyo B/G £85.00
Microvitec RGB £249.00

PRINTERS

Dot Matrix:
Epson FX-80 £399.00
Epson RX-80 £275.00
RX-80 F/T £299.00
Shinwa CP-80 263.35

Daisywheel:
Juki 6100 £399.00

DISC DRIVES

Single 100K £199.00
Dual 100K £349.00
Dual 400K £669.00
TORCH Z80 DISC PACK:
(Now with FREE £1000 worth of software!) £839.50



**SIR RESEARCH PRESENTS:
OUR RANGE OF PERIPHERALS FOR THE NEW ACORN ELECTRON**

SIR ELECTRON 8-ROM BOARD

- ★ Provides for up to 128K of ROM space.
- ★ Fully buffered design.
- ★ Easy to install, just plugs in, no soldering necessary.
- ★ Allows further expansion via rear edge-connector.
- ★ Permits use of most BBC ROM-based software (such as VIEW, PASCAL, FORTH, etc).
- ★ Price: **£40.00 + VAT.**

**SIR ELECTRON PRINTER
& JOYSTICKS INTERFACE**

- ★ CENTRONICS printer interface
- ★ Analogue-to-Digital Converter (ADC) allows use of any BBC-compatible joysticks.
- ★ Full firmware support.
- ★ No soldering, plug-in design.
- ★ Built-in, versatile edge-connector provides for further expansion.
- ★ Price: **£45.00 + VAT.**


AVAILABLE SOON: INPUT/OUTPUT PORT, RS423 INTERFACE, and more!

Please write or telephone for further details on any of the above.

All our prices are inclusive of VAT unless stated otherwise.

Postage & Packaging: *Small items* (ROM Boards, etc) please add £1.00 *Large items* (Printers, etc) please add £10.00 ACCESS/BARCLAYCARD TELEPHONE ORDERS WELCOME.

SIR COMPUTERS Ltd.
91 WHITCHURCH ROAD, CARDIFF CF4 3JP
Telephone: CARDIFF (0222) 621813



BBC disc drive. Twin 100k TEAC drives with power supply, utilities disc, cable, manual and ten discs, some with programs, £300 ono. Tel: (061) 682 5901 after 6pm.

TEAC disc drives, s/s 80 track, ideal for use with BBC. One drive + 5 Datalife, £110. Two available. Tel: 01-373 5545 night.

TERMPRINTER 7075 complete with desk paper tape reader and punch plus workshop manual, £80 ono. ARR 33 teletype TTL interface VGC, £50 ono. Faller. Tel: 01 449 1808 after 6pm.

DISC drives, two single sided 40 track drives with box and power supply for BBC or other micros. £280. Tel: Colchester (0206) 863960 after 7pm.

LVL dual 200k disc drives, £320. BBC disc interface, £70. Microvitec colour monitor, £260. All new. Various Acornsoft cassettes, £4. Micropower games including Moonraider, Croaker, Killer Gorilla, £3.50. Daventry 3792.

SEIKOSHA GP100A printer good condition, buyer collects. Tel: 01-940 9361 Richmond.

BBC B software swap Colossal Adventure, Rocket Raid, Galactic Firebird, Meteors, Golf, for Great Britain, 747, Danger UXB, Bug Blaster, Super Invaders, or other such games. Tel: Linlithgow 843854 after 5pm.

BBC games to swap/sell, Space Warp + book, Atlantis, Beebmunch, Hyperdrive all 0.1 OS only, £4 each. Adventure and Laser command, £5 each (both Program Power). Acornsoft Countdown to Doom also £5. Tel: (051) 520 2012 after 4pm.

ACDRNSDFT cassettes for sale, Starship Command, Rocket Raid, Countdown to Doom, Snapper, Missile Base, Hopper, Arcadians, all as new in original packing, £7 each. Tel: Leeds (0532) 688479 after 6pm. Ask for Mark.

SDFTWARE for BBC B Multilife, Golf and Chess by Bug-Byte and Planetoid and Desk Diary by Acornsoft, £6 each or £25 the lot. Tel: 01-864 5019 evenings

BBC games: Meteors, Snapper, Defender, Rocket Raid, Gorilla, Monsters, Arcadians, Starship Command, Chess, Regression/Correlation Program and others (please ask), £5 each. David Wellham Brunel University, Uxbridge, Middlesex, Clifton Hall, Room S3

SWOP or sell Originals programs, Gunsmoke, Pharaoh's Tomb, Space Adventure, Escape from Pulsar 7, Feasibility Experiment, El Dorado Gold, The Wizard, £30 or £6 each. Gavin Stephenson. Tel: Chesham (0494) 782993 after 6pm

BBC software. All originals. 747 Flight Simulator, Castle of Riddles, O'Bert, Killer Gorilla, Road Runner, Alien Dropoul, Perseus and Andromeda, all £4 each or swap all for original Wordwise. Tel: 021-382 3106

BBC Acornsoft software new: Super Invaders, Arcadians, Meteors, Desk Diary, Algebraic Manipulation and Cosma's Time Traveller. Worth £60, will sell for £4.50 each or all for £24. Tel: Nolrm. (0602) 619169

SWAP BBC Rocket Raid and Snapper for Missile Command, Starship Command, Countdown to Doom. AMS disc utility ROM and System User Guide, £6. Tel: Basingstoke 67574.

SOFTWARE for BBC/B Acornsoft, Mefeo's*, Rocket-Raid*, Planetoid*, Starcom*, Snapper*, Invaders* also Killer Gorilla*, K.C. Frogger*, Swoop*, UXB, Hunchback, O'Bert, Colossal, Monsters*, Felix, Arcadians*. Will swap for a compiler or progs. (*On disc only.) A. Bailin Tel: Brighton 562810

SWAP BBC games including Starship Command, Countdown to Doom, El Dorado Gold, Felix in the Factory and Killer Gorilla. For Road Runner, F for Freddie, O Bert and other originals. Tel: Steyning 815411 (Sussex)

BBC software to sell or swap (large selection). Tel: (0274) 687249 after 7pm or weekends anytime.

SDFTWARE Acornsoft games, Sphinx, Castle of Riddles, Drawing, Record Keeper, Swap or sell half price. Dave. Tel: 061 430 2060 Stockport.

ORIGINAL programs package. Three games: Rog vaders, Lewin-maze-munch, R L-Driver Synthesizer keyboard, £2.25 Roger Lewin. 5 Welshmill Road, Frome, Somerset BA11 2LA.

BBC B games, many popular titles to swap or sell on tape and disc (about 100 games to swap). Contact Robert Timmins, 204 Selton Road, Stevenage, Herts. Tel: Stevenage 722975 after 6pm

ACDRNSDFT games. Monsters, Planetoids, Meteors, £5 each or £10 the lot Cylon Attack, Centipede, Galactic Firebirds, Dracula Island, all for £3 each. Contact Saleem Chowdhery, 25 Colwick Road, Sneinton, Nottingham, NG2 4AL

SWAP or sell, for BBC, Starship Command, Snooker, Music Processor, £4 each. Killer Gorilla, Alpha Centauri, Bomb Alley, Hunchback, Space Adventure, Painter, £3 each. All originals in good condition. Tel: Kings Langley 65116

SWAP large range of Acornsoft, Program Power, Bugbite, Superior Software, etc, including 747 Flight Simulator. Also a range of graphics and utility programs. Tel: Bromsgrove 77031 (after 6pm) and ask for Nigel

£200 WDRTH of software, swap for Acorn Disc interface or Watford or Pace. (Software includes Acornsoft, A+F, Superior, Doctor Soft, Program Power etc.) Contact Steve Corcoran (evenings). 01-299 1980.

BBC SDFTWARE Moonraider, £5, Killer Gorilla, £5, Planetoid, £5, Superior Software Centipede, £5, also Pimania, £3 all as new. Tel: 051 355 9325

SWAP magazine program cassettes. I have micro user No1 Deathwatch, No2 King Kong, No3 Air Strike, Beebug Vol 2 No1, Vol 2 No2 the lot. Paul King. Tel: Kings Langley 65116 evenings/weekends.

EXCHANGE Acornsoft Philosophers Quest or Doctor Soft 747 Flight Simulator for Pimania or Sphinx Adventure (original copies). Telephone 041 946 9110 Gordon Keenan. 61 Glenfinnan Road, Flat 13D, Glasgow G20 8JG.

GEMINI Home Accounts Package for sale Unwanted gift Will accept £10. John. Tel: Marshalls Cross (0744) 819453 evenings.

RUSTON instant machine code Basic compiler + manual (original), £20 ono. Write to Wain Lancaster 164 Goscote House, Moon Walk, Leicester.

ATDM software to swap (or sell), Defender, Cylon Attack, 3D Asteroids, Lunar Lander, £10 the lot. Paul King. Tel: Stoke-on-Trent (0782) 632600 evenings.

FDRT ROM Watford A5, new plus manual, £25. J. Rees, Caerleon, Picton Road, Tenby, Dyfed SA70 7DP

WORDWISE ROM as new, complete with manual, keyboard strip, fitting instructions and demonstration cassette, £27. David Tel: 01-854 9028 after 6pm.

FDR SALE 'Wordwise' word processing package and 1.2 OS upgrade, £30 Tel: Hemel Hempstead 49395 (after 5.30pm).

UNWANTED Wordwise ROM with user guide and fitting instructions. £25. Paintbox by Oakleal on cassette for BBC B, £5 Tel: 01-864 5019 evenings

BBC Wordwise ROM, demo tape and manual. Unsuitable for owner's application, £26. Tel: 01-428 8455 (Middx).

FDR SALE or swop complete set of OMNI science fiction magazines, 61 including recent issue. Wants BBC games, Hobbil, Roms etc. Any reasonable offer Bob. Tel: 041 332 7666 (Glasgow)

MATTEL software for Intellivision Armour Battle, Triple Action B17, Space Spartans + others £10 each ordinary, £15 talking. Also voice synthesis module, £30 or £100 the lot Mike Tel: 051 933 8387 after 5pm or at weekends

WANTED Acorn User February, March, April issues. Oakley 16 Pitton Close, Wigston, Leicester LE8 2RP

WANTED Acorn Users have you got any old copies in reasonable condition, between July '82 and July '83 inclusive? Tel: 01-958 8115.

WANTED Micronel modem and driving software for Beeb. Also wanted, software to swap (prefer to swap discs). Tel: Harpenden 69152

WANTED 12k Atom working, no extras, will pay £60 Tel: Rochdale 31686

MUSIC files (Muproc), will pay up to £1. Eprom programmer (all Eproms) circuit diagrams, Beeb model B wanted. Programs and joysticks for sale Tel: Pipe Gate (063081) 312 (Stoke-on-Trent area).

LIGHT pen and graphics tablet (like the Apple's) wanted. For sale Graphics digitiser with control program only, £12 + nearly 100 software titles. Swap or sell. Everything for BBC B. Full details, tel: (0524) 68100 4-9pm.

WANTED 12in green screen monitor. Hires. Under two years old. Excellent condition, preferably under £50. Michael. Tel: 01-670 2745 (London).

GDOD price paid for Atom Wordpac ROM with instructions Simon. Tel: Luton (0582) 32334.

WANTED database for Acorn Atom. Tel: Belfast (0232) 692495 after 5pm.

WANTED A B Designs Drawing Programme or EDG disc if possible. Difer Program Power Munchyman, Alien Destroyer, World Geography, Physics, Quicksilver Music Processor, BBC Star Trek, Voltmace Driver. Tel: 0353 89438 evenings or weekends.

WANTED please: Morse-Reading program for Atom or other 6502 computer. Anderson, 44 The Spring, Market Lavington, Devizes, Wilts SN10 4EB

WANTED BBC model B. Up to £250 cash. Preferably without software or recorder. Tel: Faulkand 499 (Somerset) after 6pm.

ANYONE interested in forming a Torch User Group in the North-West? Contact Leslie Klein Tel: 061 980 4056 evenings or 061 881 7233, ext. 202, business hours.

WANTED Wordpack ROM for Atom, also issues 1,2,3, and 6 of 'The Atom' (Bug-Byte Magazine) Offers at half-price. Giles, Officers Mess, RAF Bruggen BFPD 25

WANTED printer for BBC Tel: Maldon 869398

WANTED Atomcalc 4k ROM, via RDM, toolbox RDM, ROM selector board and software games, educational and business for use with Acorn Atom. Tel: 0247 63266.

WANTED BBC model B, consider model A, will pay up to £200 John Finlayson, 16 Manitoba Close, Corby, Northants. Tel: Great Oakley (0536) 745367 evenings only

WANTED Bug-Byte Atom, 747 Flight Simulator Tel: Ilkley (0943) 609571 after 5pm, weekdays only. Ask for Duncan.

■ **BBC RS423** cable kits with instructions £3.95 (2 metres) + 50p/extra metre (cheque with order). Send sae for details of Cheapo-net system for fast program/data transfer. Datathorn, 50 Spring Grove, Loughton, Essex IG10 4OD.

■ **Magicwand Lightpen** paint on television screen for Christmas with BBC B Magicwand Lightpen, eight colours. Software cassette and user guide included. £22.50 CWO Magicwand, 3 Queensbridge Park, Isleworth Middx TW7 7LY. Further details Tel: 01-890 5093.

■ **Atom** extensions CMOS RAMS static RAM #9800-#9FFF Eprom boards EPROM programmer power supplies etc. Keep the Atom alive. Further details from Clare Computer Components, Freeport (GR1271), Stroud, Glos, GL5 3JL.

■ **Sideways** ROM module for BBC each plug-in module supports 4 switch selectable ROMS, may include 2x8k EPROMS ie 16k. SAE for details to S.R. Electronics 9 Haddom Drive, Balderion, Newark, Notts NG24 3HN.

■ **Control** mains appliances using opto-isolated solid state relays activated from computer. Obtain comprehensive details of interface components and relays at fraction of normal price from D. Johnston, 12 Balgillo Road, Dundee DD5 3LU.

■ **Speech synthesiser (BBC)** Fits inside case, no soldering, unlimited vocabulary. Ready to build and tested module and instructions £25. J. Larsen, 21 Queen Anne's Close, Stottold, Hitchin, Herts SG5 4LP.

■ **Micro** equipment. Discount prices for quality peripherals, printers, disc drives, cases, power supplies, monitors, workstations, 12 months guarantee. Free demonstration 30 mile radius. Phone for quotation. Calancraft Ltd. Tel: Woking 68139 or 4866.

■ **Special** offer for one month only C15 blank computer cassettes 34p each. Sold in packs of 10. Post and packing £1. Cheques to Micro Media Supplies, Freeport, Roydon, Diss, Norfolk IP22 3BR.

■ **BBC Dust Covers.** Acorn approved, fabric colour exactly matches computer case, finished with neat brown taped edge, cable access slits. £3.50 inc. Cotswold Covers, 6 Middle Row, Chipping Norton, Oxfordshire. Tel: (0608) 41232.

■ **Printing** on FX-80 listings from tapes or 40/80 discs (including Wordwise). 10p per block (min £1). Send full details, payment and return sae. Confidentiality guaranteed. Soft-Ex (A), 18 Trelawney Road, Falmouth, Cornwall.

A service for enterprising readers and small companies. For £10, you get up to 32 words, one insertion only. Appearance in a particular issue cannot be guaranteed. To advertise, simply complete the form below in capitals with one word per square. Remember your name and address or phone number! £10 is the standard fee up to 32 words (no more!).

■ **Machine** code data recording sequence. To record your machine code programs from your BBC computer. Very easy to use £1. M.C. Data Sequence, 24 St Mary's Way, Chigwell, Essex. Only mail order.

■ **Super** sort program. Ultra-fast recursive technique, ten times as fast as bubble. Full instructions for incorporating into your own programs. On cassette £3. Scorby Soft, Main Street, Flixton, Scarborough, YO11 3UB.

■ **Graphics** toolkit model B OS 1.2 draw freely, no coordinates needed. MC paint routine fills any shape. 28 functions. Card included, demonstrations, instructions. Tape £7.50. Disc (40/80) £9.50. Micralsoft (Av), 35 Hartley St, Rochdale, Lancs OL12 7NF.

■ **Misar** (BBC 32k) monthly index data processor: graphs, histograms, comparisons. Use with earnings index, share indices etc. Supplied with retail price index £13.50. Prosoft, 10 Begonia Close, Hinckley, Leics, LE10 2SS.

■ **Pools** Predictor program for BBC micro. A very powerful forecasting program combining six different techniques of prediction based on statistical analysis of current form. £4.99. Mayday Software, 181 Portland Crescent, Stanmore, Middx.

■ **AC** linear circuit analysis program for BBC model B. Analyses circuits with up to 16 nodes and 60 components. Cassette £35. Disc £45. Tel: Number One Systems, St Ives (0480) 61778. Access or Visa.

■ **Nutcracker;** Unlocks 'locked' files as in Star-command, Snooker, Chess etc £5. Note: this is not a copy program as output file is completely unlocked and accessible. K Rutgers, 22 Marriotts Close, Felmersham MK43 7HD. Tel: (0234) 781730.

■ **Ruston Basic** compiler users. Add while-wend control structure, use all *commands and multi-statement lines. Listing of modifications with documentation £2 inclusive. JSOFT, 19, Mayfield Road, Southam, Warks CV33 0JX.

■ **Enhanced** Accounts now with data sorting, standing orders etc. Disc only £12.95. R. C. Bean, 81 Hinley Green, Leighton Buzzard, Beds LU7 7OA. Standard Program also available on Prestel, or cassette £6.50.

■ **Autocopy** produces backup copies of complete tapes. Instant transfer of even C90's in one operation! Includes special lead, m/code program and full instructions. £7.25 from D&D Electronics, 11, Smeaton Av. Torrance, Glasgow G64 4BG.

■ **Tape-Disc-Tape** copier for BBC micro. Automatic copying of tape files to disc and vice versa £10. Sutton Computer Support, 12 Auckery Avenue, Great Sutton, South Wirral L66 2ST.

■ **Linacap** electronic circuit analysis program (BBC B). Calculates magnitude, phase, delay, Zin, Zout. A must for schools, colleges, industry, hobbyists, £20.45 including manual. Waveney Software, 30 Margill Close, Middlesbrough TS7 8QG. Sae for details.

■ **Killa** the upgrade. For owners of BBC game killer Gorilla. Provides - 15 levels. Climb/jump with hammer. Extra lives. Practice mode. Pause Disc compatible tape. £2.95. Bit Twiddlers, 158 Church End, Harlow, Essex CM19 5PF.

■ **Maglc** grotto (BBC 32k): A multi-player adventure game providing fun for all the family. Full colour and sound, every game different £5.95. Prosoft, 10 Begonia Close, Hinckley, Leics, LE10 2SS.

■ **What** makes you tick—personality profile test. Also Horoscopes, accurate, based on Zodiac characteristics. Great at parties! £5.95 each, BBC or Electron. Send cheques to Third Program, 189, Cheddon Road, Taunton TA2 7AH.

■ **Primary** school software for the BBC. We offer eleven programs developed in close consultation with primary school teachers. Write for details to Bagust and Pelling, 9 Paulet Close, Townhill Park, Southampton SO2 2EY.

■ **Can you** help Bertie Bear work out the similes before Simon Snake? Instructive and highly entertaining educational software. Cassette £4.95, disc £6.50. Aima Systems, 20 Wykeham Road, London NW4 2SU. Tel: 202 4240.

■ **Game!** BBC B 1.2. "Wonderworm", a wondergame with wondersound, wondergraphics for wonderfun at a wonder price. Cassette £4.99. The Software Sensorium, Lime Tree Cottage, St Mary's Lane, Binbrook, Lincoln LN3 6DL.

■ **Earn** £££s with your micro and printer. Full details for only £2. Money back guarantee. D. North, Plot 18, Highlands Park, Seal, Nr. Sevenoaks, Kent.

£10 SMALL AD SERVICE

Please include your cheque for £10 made payable to Addison-Wesley Publishers Ltd. This is the standard fee. Don't forget your name, address or phone number. Send cheque plus form to Acorn User Small Ads, 53 Bedford Square, London WC1B 3DZ.



SCREENPLAY



134 St. Vincent Street, Glasgow G2 5JU. Telephone 041-248 2481

SCREENPLAY products for the BBC MICRO include EDUCATIONAL PROGRAMS, GAMES AND UTILITIES.

In EDUCATION we have 2 word recognition games which allow parents to participate in the development of their childrens' vocabulary.

CHICKAROO: Designed to improve hand eye co-ordination this game involves shooting at moving targets which reveal letters that may complete a word shown on the screen. **PRICE £7.95**

PIRATES: Identify the concealed word before you reach the end of the plank or face the perils of the deep! You will be surprised at the result if you succeed. **PRICE £7.95**

BOTH PIRATES AND CHICKAROO ARE SUPPLIED WITH A VOCABULARY OF 100 WORDS AND PARENTS HAVE THE OPTION OF CREATING THEIR OWN FILES

UTILITIES

THE ILLUSTRATOR: Turn your tv screen into an electronic canvas. This program allows complex images to be drawn using simple commands. Text can also be mixed with the graphics and the resulting image stored on tape. **PRICE £9.95**

GAMES

MAD MONTY: A fast and furious version of the well known snake in the garden game featuring MONTY THE MAD PYTHON. **PRICE £7.95**


INDEX TO ADVERTISERS

Aardvaark Software.....	99	Elbug.....	76	National Magazine Co.....	85
A B Designs.....	117	Electronequip.....	164/165	Newark Video Centre.....	146
Acorn Computers.....	154	Flipstrip.....	138	Novelty.....	168
Advanced Memory Systems.....	120	Golem.....	144	Oakleaf.....	154
A J Vision.....	142	Golden Challenge Software.....	50	Dff Records.....	144
Alien.....	148	Guildford Computer Centre.....	134	D I C.....	152
Applied Real Time Systems.....	42	Harris McCutcheon Systems.....	126	Opus.....	32, 46
Beebug.....	170	Hessel, S.....	118	Drion Software.....	62
British Micro.....	100	H & H Software.....	177	Pace.....	160
B S Dollamore.....	174	I J K Software.....	74	Postern.....	104
Cambridge Computer Consultants.....	115	Ikon.....	66	Ricksoft.....	154
Cambridge Microcomputer Centre.....	11	Intastore.....	162	Salamander Software.....	140
Cambridge Processor Services.....	138	Interface Publications.....	177	Screenplay.....	184
Cambridge Systems Technology.....	90	Kansas.....	86	Shards Software.....	52
Cambridge University Press.....	60	Kosmos Software.....	62	Shumwari Associates.....	42
Cases Computer Simulations.....	60	Leasalink Viewdata.....	i.f.c.	Silent Computers.....	154
Chalksoft.....	90	Level 9.....	36	Silverlind.....	44
Chase Data.....	78	Lothlorien.....	52	Sir Computers.....	180/181
C J E Microcomputers.....	102	Loynes Computer Consultancy.....	146	Soft Shop.....	156
Clares Micro Supplies.....	22	Mayfair Micros.....	52	Software Invasion.....	172
Computer Concepts.....	34, 64	M D A.....	126	Solidisk.....	136
Computer Marketplace.....	117	Micro Advent.....	70	Steinsoft.....	168
Computer Operated Motion.....	88	Michael Business Systems.....	146	Superior Software.....	I.b.c., 150
Computer Room.....	156	Micro Aid.....	142	Synergy Software.....	88
Computer Town.....	128/129	MicroAge Electronics.....	112/113	System Software.....	132
Comtec.....	54	Microgame Simulations.....	156	System Support Services.....	50
Control Universal.....	134	Micro Power.....	o.b.c., 21, 111	3 D Computers.....	174
Cumana.....	14	Micro Resources.....	40	Tandy.....	168
DACC.....	82	Microvitec.....	94	Technomatic.....	26/27
Datapen.....	42	Microware.....	96	Tim Tom Micros.....	42
Datastore.....	38	Microworld.....	108	Torch.....	4/5
Dataware.....	38	Midwich.....	56/57	Twillstar.....	1
Diamondsoft.....	38	Minor Miracles.....	152	Video Palace.....	162
Dial Software.....	38	Mirrorsoft.....	6	Viglen.....	30, 48
Disco Technology.....	44	Mollimerx.....	124	Virgin Games.....	12
Display Distribution.....	28	Muse.....	50	Voltmace.....	150
Doctor Soft.....	158	M W Systems.....	106	Watford Electronics.....	16/17/18/19, 122
Dynabyte Software.....	168	National Extension College.....	146	West Coast Personal Computers.....	148
ECCE.....	138			Windsor Computer Centre.....	9, 148
Economics.....	25			Wise Owl.....	148
Educare.....	144				
Edward Arnold.....	156				

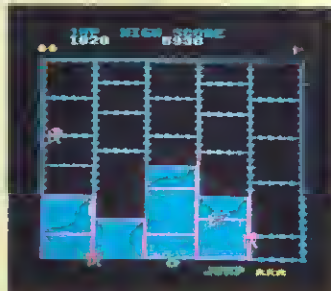
SPECIAL OFFER!
Deduct £1 per cassette or disc when ordering 2 or more.

THE BEST BBC MICRO SOFTWARE
PRODUCED BY AN INDEPENDENT SOFTWARE HOUSE
★ TOP QUALITY MACHINE-CODE PROGRAMS ★


BBC



BUNGBACK (32K) £7.95
Beautifully detailed animation (the best we've yet seen!) as Quasimodo leaps over the ramparts dodging rocks and arrows, swinging on ropes, and avoiding the guards' spears as he attempts to rescue Esmeralda. Twelve different screens of action! This program is sold under licence from Century Electronics Ltd; we have exclusive rights to its sale for use on the BBC micro.
(For use with **KEYBOARD** or **JOYSTICKS**).
"It is an extremely good version of the arcade game ... thoroughly recommended." ... **BEEBUG MAGAZINE**



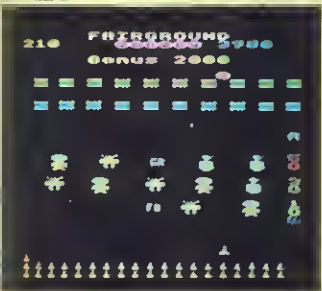
CRAZY PAINTER (32K) £7.95
The only full-feature version available for the BBC micro. On the first screen, you take the part of a monkey being chased by African tribesmen. If you manage to survive by painting-in all the squares, the bonus screen features the monkey trying to reach his bunch of bananas. After that, you take control of a paint-roller and each square painted-in adds to your score. But beware... the teddy bears are now in hot pursuit. Superb animation and sound-effects.
(For use with **KEYBOARD** or **JOYSTICKS**).
●●● **NEW RELEASE** ●●●



2002 (32K) £7.95
A space docking simulator using 3D graphics to model the motions and responses of the ORION 4 spacecraft. Your mission is to pilot the shuttle to a "soft dock" with the space station. **PITCH, YAW, ROLL, FORWARD, LATERAL** and **VERTICAL** engines are provided together with orbit manoeuvring booster engines. 6 skill levels provide for the completely inexperienced pilot as well as the fully-fledged commander.
●●● **NEW RELEASE** ●●●



ALIEN DROPOUT (32K) £7.95
A novel and unusual program. Arcade-action with this entralling multi-stage shooting game. You have to shoot the aliens out of their "boxes" before the "boxes" fill up. Once full, the aliens fly down relentlessly, exploding as they hit the ground. Hi-score, rankings, and sound effects.
(For use with **KEYBOARD** or **JOYSTICKS**).
"... this game is as good as any on the market." ... **HOME COMPUTING WEEKLY**.




FAIRGROUND (32K) £7.95
An exciting target shooting game! Bonuses are scored for spelling out the word **FAIRGROUND** by hitting the appropriate target letters, and for shooting all the targets. Extra bullets are obtained by shooting the numerical targets, but watch out for the "smileys" who are intent on stealing your bullets. Music, sound effects, hi-score, and rankings.
●●● **NEW RELEASE** ●●●



CENTIPEDE (32K) £7.95
Incredible arcade-style game featuring mushrooms, snails, flies, spiders, and the centipedes of course. Excellent graphics and sound, 6 skill levels, hi-score, rankings, bonuses, and increasing difficulty as the spiders become more lively and the number of mushrooms increases.
(For use with **KEYBOARD** or **JOYSTICKS**).
"Visually this game compares well with the arcade version, being colourful and clear."
... **YOUR COMPUTER**



ROAD RUNNER (32K) £7.95
The only full feature machine-code version available for the BBC micro. Features include: scrolling screen, radar display, 3 pursuing cars, checkpoint flags, fuel gauge, smoke screens, 6 skill levels, rankings, increasing difficulty, and sound effects.
(For use with **KEYBOARD** or **JOYSTICKS**).
"I enjoyed the game very much... the graphics are excellent... movement is smooth and fast as only machine code can produce." ... **HOME COMPUTING WEEKLY**



FROGGER (32K) £7.95
Not just another version of Frogger... this is the arcade-action version that you've been waiting to see. Graphically brilliant with gaping-mouthed crocodiles, diving turtles, flies, and frogs that flex their legs as they jump along. Increasing difficulty, and responsive controls.
(For use with **KEYBOARD** or **JOYSTICKS**).
"... very good indeed... fast flicker-free graphics and a frog that really hops!" ... **BEEBUG MAGAZINE**

ALSO AVAILABLE

- SPACE FIGHTER (32K) £7.95
- GALAXIANS (32K) £7.95
- INVADERS (32K) £7.95
- FRUIT MACHINE (32K) £7.95
- CRIBBAGE (32K) £6.95
- PONTOON (32K) £6.95

DEALERS... DEALERS... DEALERS...

Our software is now available at all good dealers including:
W.B. SMITH - Selected branches.
JOHN MENZIES - Selected branches.
BOOTS - Selected branches.
ELTEC COMPUTERS, 29 Ivegate, Bradford
MICRO MANAGEMENT, 32 Princes Street, Ipswich
WEST COAST PERSONAL COMPUTERS, 47 Kyle Street, Ayr.
MICROSTYLE, 29 Belvedere, Lansdown Road, Bath.
ELECTRONEQUIP, 36-38 West Street, Fareham, Hants.
3D COMPUTERS, 230 Tolworth Rise South, Tolworth, Surrey.
GTM COMPUTERS, 864 York Road, Leeds.
+ MORE THAN 300 OTHER DEALERS THROUGHOUT THE U.K. AND OVERSEAS.

ADVENTURE GAMES

- COLDITZ ADVENTURE (32K)** £7.95
- STAR TREK ADVENTURE (32K)** £7.95
- LOST CITY (32K)** £7.95
- GIDEON'S GAMBLE (32K)** £7.95

WE PAY UP TO 20% ROYALTIES FOR HIGH QUALITY BBC MICRO, ELECTRON AND ORIC-1 PROGRAMS



SUPERIOR SOFTWARE LTD.
Dept. AU1,
69 Leeds Road, Bramhope, Leeds
Tel: 0532 842385

ALL OUR PRICES ARE INCLUSIVE OF V.A.T. AND P. & P.

DISC SOFTWARE AVAILABLE NOW
All our programs are ready for despatch on 5 1/4" discs at £11.95 each.

OUR GUARANTEE



- (1) All our software is available before we advertise.
- (2) All our software is despatched within 48 hours by first-class post.
- (3) In the unlikely event that any of our software fails to load, return your cassette or disc to us and we will immediately send a replacement.

A SUPERB B.B.C. PROGRAM FROM BRITAIN'S LEADING SOFTWARE HOUSE!

ZARM

Weave through the orbiting asteroids to rescue the stranded scout patrol on the inhospitable planet below. Then navigate your shuttle past Zarm's FIVE cunning defence systems using infinite precision to re-dock with the waiting mothership.

Another first-class machine-code game featuring selectable levels, redefinable keys and 'Invisibles' button. ONLY £7.95.



WE STOCK THE BBC MICRO, ELECTRON, DRAGON 32, COMMODORE 64, ORIC AND SPECTRUM.

SPECIAL OFFER

Deduct £1 per cassette when ordering two or more.

All cassettes are fully guaranteed and contain two recordings. All prices inclusive of VAT.


Mail Order: Please add 55p per order to cover P & P

WE'RE EXPANDING!

Showroom:
Northwood House
North Street
Sheepscar
Leeds LS7 2AA
Tel: (0532) 458800

Mail order:
Dept.
8/8a Regent Street
Chapel Allerton
Leeds LS7 4PE
Tel: (0532) 683186/696343

WRITTEN ANY PROGRAMS? WE PAY 20% ROYALTIES



The following titles are available for both the BBC Micro and Electron: Killer Gorilla £7.95/ Moonreider £7.95/Bendits at 3 o'Clock £6.95/ Croaker £7.95/Felix in the Factory £7.95/ Felix and the Fruit Monsters £7.95/Chess £7.95/ Escape from Moonbase Alpha £7.95/Draw £9.95/ Swoop £7.95/Cybartron Mission £7.95. B.B.C. only (at present): Labyrinth of LaCasha £7.95/ Mertian Attack £7.95/Demon Decorator £8.95/ Asteroid Storm £7.95/Leaser Command £7.95/ Galactic Commander £7.95/Cowboy Shootout £8.95/ Dengari UXB £7.95/Timetrek £7.95/Filer £9.95/ Adventure £7.95/Beebman £7.95/Berreg £7.95/ Alien Swirl £6.95/Cavemen Adventure £6.95/ Chemistry £8.95/World Geography £8.95/ Where? £8.95/Junior Maths Peck £8.95/ Constellation £6.95/Physics £6.95.

BBC MICRO AND ELECTRON PROGRAMS CAN BE OBTAINED FROM SELECTED BRANCHES OF W H SMITH JOHN MENZIES, BOOTHS HARRODS, ALL GOOD DEALERS, OR DIRECT FROM MICRO POWER