

ACORN USER

BBC micro, Electron and Atom magazine

June 1983 £1

SCHOOLS: computers and IT


PRINTERS: picture dumps

BBC: drawing procedures


INTERRUPTS: system control

GRAPHICS: CAD displays

ATOM: cash forum



£1000
BBC micro
disc system
to be won!



Reader offers on micro books
Three graphics
packs
reviewed

BRIDGING THE GAP...

BBC
Microcomputer
Compatible.
Disk Drives



An example of superior technology, total reliability and outstanding performance, combine to produce the LVL 200K dual disk drive.

A truly professional unit designed to fill the gap between the Acorn 100K and 800K disk drives.

- Also available in a 100K single drive format.
- Powered from your BBC model B computer
No chance of data corruption from on-board power supply.
- Compatible with the BBC single drive unit
Disks are interchangeable with those formatted on the BBC 100K Drive
- Operates either from the BBC DOS (available with the unit) or from our optional Z80 card CP/M
- Supplied complete with all necessary connecting leads, utility disk and full operating manual.

To: Leasalink Viewdata Ltd Scientific House, Bridge Street, Sandiacre, Nottingham NG10 5BA

Please send me

_____ 200K Dual Disk Drive(s) £389.00 (inc VAT)
_____ 100K Single Disk Drive(s) £265.00 (inc VAT)
_____ Operating System(s) @ £110.25 (inc VAT) Current Price List Only* FREE

I enclose a Cheque For £ _____ Please Debit My Access/Barclaycard/Amex

No _____

Name: _____

Address: _____

Post Code: _____ Day time Tel No: _____

*Please enclose s.a.e. Allow 28 days for delivery.



Scientific House, Bridge Street, Sandiacre, Nottingham
NG10 5BA. Tel: 0602 394000

THE SPECIALISTS

OFFICIAL ACORN DEALER

BBC MICROCOMPUTER



MOD A £260.00 + VAT
MOD B £346.96 + VAT

BBC UPGRADES £45 + VAT
BBS DISK INTERFACE KIT £95 + VAT
2nd PROCESSOR (6502) + 64K RAM £170.00 + VAT
2nd PROCESSOR (Z80) + 64K RAM £170.00 + VAT

BBC DISK DRIVES

SINGLE DRIVES: 100K £190 200K £255 400K £345
DUAL DRIVE: 200K £360 400K £480 800K £610
DISC CABLE: SINGLE £8 DUAL £12

TORCH Z80 DISK PACK
Call in for latest prices

DOT MATRIX PRINTER



EPSON MX80 FT III
COMPATIBLE

EPSON MX 100 FT III £395.00
EPSON FX 80 FT £395.00
SEIKOSHAGP 100 A £180.00
SEIKOSHAGP 250 X £240.00

CP — 80 TYPE 1 ONLY £299.00
Friction + Tractor
STAR DP510 — 80 COLUMN
ONLY £325.00
Friction + Tractor

DAISY WHEEL PRINTER



 SILVER-REED

QUALITY DAISY
WHEEL PRINTER/
TYPEWRITER
FOR ONLY
£399.00 + VAT
INC RS232
INTERFACE WITH
2K BUFFER

MONITORS

MICROVITEC 1431 14" COLOUR MONITOR RGB INPUT
Price Including Connecting Lead £249.95
ZENITH 12" GREEN MONITOR Excellent Res £80.00

SOFTWARE

WIDE RANGE OF EDUCATIONAL AND BUSINESS
ENTERTAINMENT SOFTWARE FROM THE LEADING
SOFTWARE HOUSES

ACORNSOFT

BUG BYTE
SOFTWARE

PROGRAMPOWER

CS
IJK

GENUINE MARKETING
LIMITED

A + F

BOOKS

CASSETTE RECORDERS, PRINTER CABLES, LEADS,
DISCS, STATIONERY, CASSETTES, RIBBONS, DUST
COVERS

DRAGON



Dragon 32

ONLY £195.00

ORIC-1

48K ONLY £155.00 INC VAT

COMMODORE 64

THE PERSONAL COMPUTER FOR ONLY £290.00 +
VAT

SERVICES

SERVICE CONTRACTS TO EDUCATION
AUTHORITIES AT DISCOUNT

RENTALS

MAIL ORDER AND RETAIL SHOP, TRADE AND
EXPORT ENQUIRIES WELCOME. GOVERNMENT AND
EDUCATIONAL ESTABLISHMENTS OFFICIAL
ORDERS ACCEPTED

PLEASE ADD 15% VAT + £7 CARRIAGE

CALL FOR FURTHER DETAILS ON ELECTRON

CALL IN FOR FURTHER DETAILS
TWILLSTAR COMPUTERS LTD.


17 REGINA ROAD, SOUTHALL, MIDDX.

TEL: 574 5271 (24 hours)

OPEN 10am-8pm SIX DAYS A WEEK



Special offer to readers on binders



THESE quality binders have been specially commissioned for readers from a major British manufacturer. They are available exclusively through *Acorn User* at an introductory price of £3.95 which includes postage and packing.


So, keep a year's worth of your favourite magazine in prime condition, send for one of these maroon, simulated leather binders. *Acorn User* is printed in gold on the front and spine of each.

Make your cheque payable to Addison-Wesley Publishers Ltd, and send it to BKT (Subscriptions), Douglas Road, Tonbridge, Kent TN9 2TS.

Include your name and address or use the form on page 92. Allow four weeks for delivery. With overseas orders, add £2 for Europe (total £5.95) and £5 for the rest of the world (total £8.95, airmail).

Also turn to page 92 for details of other reader services - subscriptions, back issues, photocopies and reprints.

JUNE 1983
NUMBER ELEVEN



5

News that affects YOU

Voice processor release, Granada TV micro show, Beeb terror show, micro floppy

10

News feature

Not 100 yards from Big Ben, history is in the making

12

£1100 competition

Two-part quiz begins with BBC micro, disc drive and printer as first prize

14

Techniques

Stan Froco kicks off a new series with sorting

18

Hints and tips

Would you believe a 50p network? Read Joe Telford's ideas

27

Graphics

Drawing techniques and CAD by Jim McGregor and Alan Watt

34

Interrupts

What they are and how to handle them, by Tony Shaw and John Ferguson

41

Beeb Forum

Three pages of the best ideas around from Ian Birnbaum and readers

45

Schools: 8 page pull-out

Information technology: what it means for computing in primary schools by Tricia Strong and Paul McGee

57

Atom Forum

Barry Pickles offers cash for readers' wrinkles, and kicks off with a few of his own

65

Interfacing

Paul Beverley tests out the AU interface box

73

Reviews

View or Wordwise? Two wordprocessors run Paul Beverley's gauntlet

How to submit articles: You are welcome to send articles to the Editor of *Acorn User* for publication. *Acorn User* cannot undertake to return them unless a stamped addressed envelope is enclosed. Articles should be typed or computer written with double line spacing. Black and white photographs or transparencies are also appreciated. If submitting programs a cassette or disc is vital. Payment is £50 per page or pro rata. Please indicate if you have submitted your article elsewhere. Send articles, reviews and information to: The Editor, *Acorn User*, 53 Bedford Square, London WC1B 3DZ.

Subscription Information: Send your cheque or postal order made payable to Addison-Wesley Publishers Ltd to: *Acorn User*, BKT (Subscription Services) Ltd, Douglas Road, Tonbridge, Kent TN9 2TS, England. Tel: (0732) 351216 Telex: 95573



Reviews

Three superb graphics packages under Mike Milne's scrutiny, from £10 to £35



Printers

Write your own graphics dumps with George Hill's guidance



Readers' letters

Sound, radar, bugs... it's all here. Plus new personal ad service - **Free!**




Reader services

The value-for-money add-ons to get the best from your mag



Dealer list

Whether you live in Devon, Munich or Wellington, we can tell you where to go



Cover illustration by Stuart Hughes

Editor
Tony Quinn

Editorial Assistant
Kitty Milne

Managing Editor
Jane Fransella

Production
Peter Ansell
Tina Teare

Marketing Manager
Paul Thompson

Promotion Manager
Pat Bitton

Publisher
Stanley Malcolm

Designers and Typesetters
GMGraphics, Harrow Hill

Graphic Designer
Phil Kansson

Printed in Great Britain
by E.T.Heron & Co. Ltd

Advertising Agents
Computer Marketplace Ltd
20 Orange Street
London WC2H 7ED
01-930 1612

Distributed to the News Trade
by Magnum Distribution Ltd.
72-8 Fleet Street,
London EC4Y 1HY.
Tel: 01-583 0961
Telex: 893340 Magnum G.

Published by
Addison-Wesley Publishers Ltd.
53 Bedford Square,
London WC1B 3DZ
Telephone: 01-631 1636
Telex: 8811948
ISSN: 201-17002 7

©Addison-Wesley
Publishers Ltd 1983



Coming soon in *Acorn User*:

Electron: yet more exclusive scoops on the way

Teletext: the adaptor under scrutiny

Printers: colour graphics dumps

Interfacing: add a second keyboard

Atom: sound revisited

Reviews: EPROM programmer, utility ROMs, games

Birthday: Acorn User is one-year old in July!

Annual subscription rates

UK	£15
Europe	£18
Middle East	£20
The Americas and Africa	£22
Rest of the World	£24

These prices are inclusive of post and packing (air mail overseas) for 12 issues

All rights reserved. No part of this publication may be reproduced without prior written permission of the publisher. The publisher cannot accept any responsibility for claims or errors in articles, programs or advertisements published. The opinions expressed on the pages of this magazine are those of the authors and do not necessarily represent those of the publisher, Acorn Computers Ltd, or Acornsoft Ltd. Acorn, Acornsoft, and the Acorn symbol are the registered trademarks of Acorn Computers Ltd and Acornsoft Ltd.

Micro books offer to subscribers

Acorn User has arranged a special £1 discount with Addison-Wesley Publishers on the following books. Details of this offer (which applies to subscribers only) are contained in an insert to this issue.

- The BBC micro book**
Basic, sound and graphics
Jim McGregor and Alan Watt
Normally..... £7.95
Subscriber price £6.95
- Assembly language programming on the BBC micro**
John Ferguson and Anthony Shaw
Normally..... £7.95
Subscriber price £6.95
- Games BBC computers play**
Tim Hartnell, S M Gee and Mike James
Normally..... £6.95
Subscriber price £5.95
- Creating adventure programs on your BBC micro**
Ian Watt
Normally..... £6.95
Subscriber price £5.95

Authors please note

We've been inundated with articles for publication - many of an extremely high standard. It takes time to read them, try listings out and edit them - which is the only way to maintain standards. Also please remember that magazines work at least two months in advance.

So please bear with us if you hear nothing for weeks (although all submissions are acknowledged).

Thanks for your patience and apologies for any frustration caused.

Free personal ads

STARTING from the next issue, we plan to run a free personal ad service. It's for individuals only, no companies please. See the form on page 89 if you've got anything to unload. First come, first served, so get a move on!

Technomatic Official BBC Dealer

01-452 1500 01-450 9764 01-450 6597 Telex: 922800

BBC

Model B £399

(price includes VAT. Carr. extra £8)

Complete Upgrade Kit **£50**
Installation **£15**
Individual Components also available.

All mating connectors with cables in stock.

'VIEW' BBC Word Processor ROM **£52**
Teletext Adaptor **£196**

Wide Range of Business, Education & Fun Software in stock

SEND or PHONE FOR OUR BBC LEAFLET

PRINTERS

NEC PC8023 BEC

• 80 Cols. 100 CPS • Proportional Spacing • Hi-Res & Block Graphics
• Bi-directional Logic Seeking • Forward & Reverse Line Feed • International & Greek Alphabet • Auto underline
• Super & Sub Scripts • 2K Built-in buffer
£345 + £8 Carr.


EPSON RX80 & FX80

• RX80 100 CPS 80 Col. Tractor Feed
• FX80 160 CPS 80 Col. F&T Feed. Full specifications on request.
RX80 **£298** FXB0 **£430** MX100 F/T3 **£425** Carr./Printer **£8**

SEIKOSHA GP100A **£180 + £6 Carr.**

SEIKOSHA GP250 **£235 + £8 Carr.**

Parallel Printer Lead **£13.50** 2000 sheets 9 1/2" x 11" Fanfold Paper **£13.50 + £3 p&p** Serial Interfaces in stock.



NEW

BBC COMPATIBLE 5 1/4" DISC DRIVES

These are TEAC mechanism fully compatible with BBC. They are supplied with independent power supply and housed in BBC matching cabinet.

SINGLE DRIVES: 100K **£190** 200K **£255** 400K **£345**

DUAL DRIVE: 200K **£360** 400K **£480** 800K **£610**

Carr. £6/Single drive £8/Dual drive. Disc Cable: Single £8 Dual £12

Disk operating manual & formatting diskette **£17.50**

MONITORS

Microvitec 1431 14" RGB
£249 + £8 Carr.

12" Hi Res Green Monitor
£99 + £6 Carr.

Microvitec 2031 20" RGB
£319 + £10 Carr.

Also available Sanyo & Kaga RGB Monitors

Please send SAE for our detailed price list of electronic and computer components

We carry a wide range of connectors and assemblies, Microprocessors, RAMs, EPROMs, Crystals, etc.

Price Lists, Leaflets available on request. Large stocks enable same day despatch on most orders.

Special pricing for dealers purchasing in quantity. Please check for delivery details.

BBC DISC SYSTEM

Disc Interface inc. 1.2 operating

System **£95** Installation **£20**

BBC Single Drive (100K)

£230 + £6 Carr.

BBC Dual Drive (800K)

£699 + £6 Carr.

BOOKS (No VAT - £1 p&p/Book)

Basic Programming on BBC **£5.95**

30 HR Basic (NEC) **£5.95**

Let your BBC teach you to Program **£6.95**

BBC Micro Revealed **£7.95**

Assy. Lang. Program on BBC **£8.95**

Program the 6502 **£10.75** 6502 Games **£10.75**

6502 Software Design **£10.50**

BBC Micro An Expert Guide **£6.95**

BBC Computers Play **£6.95**

BBC SYSTEM PACKAGE

SPECIAL OFFER

This package comprises of a BBC Model B computer fitted with disc interface and W.P. ROM 800K dual drive, NEC PC 8023 Printer and 12" Green Screen Monitor. The system is supplied complete with all manuals, connecting leads and software for stock control, invoice and statements and mailing lists.

Package Price **£1,500** a saving of **£139.**

DISKETTES in packs of 10

Single Sided 40 tracks **£15** Single Sided 80 tracks **£24**

Double Sided 80 tracks **£32** p&p £2/pack

Lockable Box 30/40 discs **£21**

60/70 discs **£32**

Library Case **£2** Drive Head Cleaning Kit **£15**

BBC Compatible Cassette Recorder

£26 + £1.50 p&p

Cassette Leads

7 pin DIN - 3 jacks **£3.50**

7 pin DIN - 3 pin DIN + jack **£3.50**

Computer Grade Cassette C12

50p each or 10 for **£4.50**

TECHNOMATIC LTD

MAIL ORDERS TO: 17 BURNLEY ROAD, LONDON NW10 1ED

SHOPS AT: 17 BURNLEY ROAD, LONDON NW10

(Tel: 01-452 1500, 01-450 6597. Telex: 922800)

305 EDGWARE ROAD, LONDON W2

PLEASE ADD 40p p&p & 15% VAT

(Export: no VAT, p&p at Cost)

Orders from Government Depts. & Colleges etc. welcome.



Detailed Price List on request.

Stock items are normally by return of post.





AU author wins

ACORN User author Peter Voke (see May's issue) won the race to solve Acornsoft's *Castle of Riddles* adventure game.

Details of the competition were released on the same day to prevent anyone gaining an unfair advantage. Peter worked on the program over the weekend and managed to get his correct entry in at 8.31 am on the Monday.

His prize, presented by Acornsoft's David Johnson-Davis, included a choice of £1500-worth of hardware and software.

Amazed reader

Mr Tugwell was amazed to be a runner-up in our 'Grin' competition in May. He rang in to say how delighted he was that 'ordinary people' could win. Who knows, he may even win the competition starting in this issue.

Dumping service

BEEBPRINT is offering a printer service for anyone wanting a hard copy of their programs from cassette. A sample price is £1.95 for &20 blocks. Beebprint, 19 Orchard Way, Hurstpierpoint, West Sussex BN6 9UB.

Logo club

LOGO users can now join their own club (Blug) which plans to produce a quarterly newsletter and an annual journal. A conference is being set up for the beginning of September.

Details from Pam Valley (secretary), British Logo User Group, c/o Shell-Centre for Mathematics, University of Nottingham.

Summer micro show on Granada

CHIP-IN is a TV series on micros to be shown on Granada this summer.

The programme will run for six weeks while the early evening local news show *Granada Reports* is off the air. Peter Connors who is working on the pilot show described Chip-In as 'aimed

at the gap between the hardened user and the person who is totally mystified.

'The series will not cover programming, or lift the lid,' said Connors, but will concentrate on 'reviewing software, add-ons and applications'.

User groups and computer clubs in the North-West have been approached and one idea is to have two families taking part in each episode.

If you have any ideas for the series, write to: Chip-In, Granada TV, Quay St, Manchester M60 9EA.

Voice processor to plug Beeb hole

THE long-awaited speech synthesis chip - which uses the voice of Kenneth Kendall - should be available at dealers this month.

Acorn's Speech Processor was due to be launched by last Christmas, but has been held up so the cartridge ROM system could be fitted at the same time.

The system will initially be limited to a vocabulary of 164 words, or part-words, but this can be extended by cartridge ROMs or from RAM (see last October's *Acorn User* for details).

Former-BBC newsreader Kenneth Kendall provided the voice recordings which were digitised to provide vocabulary for the synthesis chip. Hence Acorn claims it is the first English-speaking (rather than American) voice synthesiser.

Voice commands are issued using the sound statement (on channel - 1),

from Basic or assembly language. They take the form:

SOUND -1, number, 0, 0
or
SOUND -1, ASC "char", 0, 0

In the first case 'number' is a designated value which calls a particular word, while in the second case 'character' is an ASCII code.

With assembly language, OSWORD and OSBYTE can be used. The first has the same effect as the Basic sound command, while the second reads the speech processor direct.

A new-found *FX call controls the speech processor. It consists of *FX209, 0 to turn it off, and *FX209, 80 to turn it on.

When the two voice chips are fitted (£55 inc VAT and 1.2 ROM if needed), dealers enable the ROM cartridge socket. This is located on the left of the keyboard (the mysterious hole or 'ash tray'



Kendall... chip's voice

on early BBC machines which has now been covered over).

Acorn plans to release a vocabulary extension and games in cartridge form later in the year.

□ Acornsoft's View word processing chip should now be at dealers (see page 73 for comparative review with Computer Concept's Wordwise). It costs £70 (including VAT, fitting and 1.2 ROM).

View can be used with most printers automatically, but cassettes are to be made available which will allow it to use the special facilities of each printer (italics, bold, double-height characters etc).

August first showing for Electron

THE Electron - Acorn's new hobby micro - will be launched in August and will coincide with the *Acorn User* Exhibition.

So it will be the first chance to get your hands on one, as well as using the new BBC add-ons.

London's Cunard International Hotel will host the event on August 15-28. *Acorn User* is sponsoring the Exhibition, and

subscribers will receive a £1 voucher against the £2 entrance fee (children half price) in the August issue.

Acorn, Leasalink View-data and Microage have already booked major stands at the Exhibition.

Bulk discounts on tickets are available to schools for the Exhibition.

Details from Acorn User Exhibition, 20 Orange St, London WC2H 7ED.

**ACORN
USER
EXHIBITION**
BBC MICRO-ATOM-ELECTRON
Cunard Hotel London W6
25 - 28 August

WATFORD ELECTRONICS

DEPT ACORN, CARDIFF ROAD, WATFORD, Herts, England
Tel Watford (0923) 40588. Telex: 8956095

MAIL ORDER AND RETAIL SHOP. TRADE/EXPORT INQUIRIES WELCOME. GOVERNMENT AND EDUCATIONAL ESTABLISHMENTS OFFICIAL ORDERS ACCEPTED. CARRIAGE: unless stated otherwise, please add 50p to all Cash orders.

VAT: UK customers please add 15% VAT to the total cost incl. Car. SHOP HOURS: 9.00am to 6.00pm Monday to Saturday ACCESS ORDERS: Simply phone: Watford (0923) 50234.

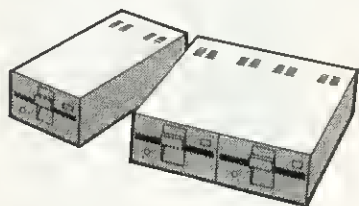
BBC MICROCOMPUTER

Model A £299 Model B £399
incl. VAT (carr £7)

UPGRADE KITS. Upgrade your Model A to Mod. B with our Upgrade Kits and save yourself £ s s s


- BBC1 16K Memory I8 x 4816AP.3 100nS) £18.00
- BBC2 Printer User I/O Port £6.98
- BBC3 Disk Interface Kit £75.00
- BBC4 Analogue I/O Kit £6.40
- BBC5 Serial I/O Kit £6.70
- BBC6 Expansion Bus Kit £6.10
- Printer Cable Ready made 36" £11.95
- Complete Upgrade Kit Mod. A to Mod. B £43.00

DISC DRIVES BBC Compatible



- US50A - 'TEAC' Uncased, Single sided, 40 track, 5 1/4", 100K £125
- CS50A - 'TEAC' Cased with own Power Supply, S/S 40 track, 5 1/4", 100K £180
- CD50A - 'TEAC' Twin Cased with own PSU, Single sided, 40 track, 5 1/4", 200K £350
- CS50E - 'TEAC' Single case with own PSU, Single Sided, 80 track, 5 1/4", 200K £250
- CD50E - 'TEAC' Twin cased with own PSU, Double sided, 80 track, 5 1/4", 400K £475
- CD50F - 'TEAC' Twin cased with own PSU, Double sided, 80 track, 5 1/4", 800K £599
- Mitsubishi Slim Line - Uncased, Double density, Double track, 5 1/4", One Megabytes, track density 96TPI, track to track access time 3mSec only £220
- Single Mitsubishi Slimline cased with own PSU DSDD. 1 Megabytes (400K with BBC) £275
- Twin Mitsubishi Slimline cased with own PSU, DSDD 2 Megabytes (800K with BBC) £535
- Single Drive Cable for BBC Micro £8
- Twin Drive Cable for BBC Micro £12
- 10 Verbatim Diskettes, 5 1/4", S/sided £20
- 10 Verbatim Diskettes, 5 1/4", D/Sided £30

BBC PRINTER GP100A



10" Tractor Feed, B0 Columns, 30 CPS normal & double width Characters. Dot res graphics. Parallel Interface Standard. Our price includes **FREE 500 SHEETS** of PAPER.

Only £175 (£7 carr)

- SEIKOSHA GP250X 10" Tractor Feed, B0 col. 50 CPS, normal & double width & height characters, RS232 & Centronics Interfaces standard. £235 (£7 carr)

NEC PC8023BE-C Printer

100 CPS, Bi-directional, logic seeking, B0 columns, 7 x 9 dot matrix, superscript and subscript, hi-res block graphics, underlining, Tractor/Friction feed, reverse linefeed, 2K Buffer, proportional spacing. £320 (£7 carr)

EPSON Printers FX80

10" Tractor/ Friction feed, 160 CPS, 11 x 9 matrix, 137 columns max., Bidirectional, Logic seeking, proportional spacing, Hi-res bit image, Italics & Elite Char, Subscript & Superscript. £395 (£7 carr)

MX100FT/3

15" Carriage, 136 columns, plus all the facilities of MXB0FT/3 Only £425 (£7 carr)


LISTING PAPER

- B 1/2" or 9 1/2" Fanfold paper plain or ruled (1000 sheets) £7 (150p carr)
- 15" fanfold paper (1000 sheets) £9 (150p carr)
- Teleprinter Roll (econo paper) £3 (150p carr)

MONITORS

MICROVITEC 1431.

14" Colour Monitor. RGB Input. (as used in BBC programmes). FRFE Interface Lead. £249 (carr £7)



SANYO 3125 14" Colour. RGB & V.H. Sync. Attractive screened metal Cabinet. Value for money. £199 (carr £7)

Interface lead for Sanyo £B

ZENITH 12" Green Monitor. Hi-resolution £75 (carr £7)

BBC FORTH on Cassette

Follows FORTH-79 standard and has FORTH facilities—Provides 260 FORTH words—infinitely extensible—Full screen editor—Allows full use of MOS—Permits use of all graphic modes, even 0-2 (just)—Easy recursion—Runs faster than BBC BASIC

Only £13

FREE 70 page manual & a Summary card.

BBC FORTH TOOLKIT

Adds following facilities to FORTH. 6502 Assembler, providing machine-code within FORTH—Turtle graphics enables easy to use colour graphics—Oecompile routines enables versatile examination of your compiled FORTH programs—Full double number set—An example FORTH program & graphics demonstration—other useful routines—64 page Manual. Only £10

CASSETTE RECORDER & ACC.

Top quality Slim-line, portable Cassette Recorder for Computer use. Mains/Battery operated with counter. £28

C12 Computer Grade Cassettes in library cases 40p

RIBBON CABLE LEADS 36" long

- (Female Plug at one end, other end free)
- SK9 Printer Cable (26 way Female) £2.75
- SK10 I/O cable (20 way Female) £2.00
- SK11 1MHz Bus Cable (34 way Fem) £3.20
- SK 12 Tube Cable (40 way Female) £3.70

PRINTER LEAD 36" Ready made £11

MISCELLANEOUS CONNECTORS

	Plugs	Sockets
RGB (6 pin DIN)	30p	45p
RS423 (5 pin Dornino)	30p	40p
Cassette (7 pin DIN)	25p	65p
ECONET (5 pin DIN)	15p	25p
Paddles (15 pin 'D')	£1.10	£2.15
OISC Power Plug 6 pin	75p	—

READY-MADE LEADS for BBC

- CASSETTE LEADS: 7 pin DIN Plug
- to 5 pin DIN Plug + 1 Jack Plug £2.00
- to 3 pin DIN Plug + 1 Jack Plug £2.00
- to 7 pin DIN Plug £2.50
- to 3 Jack Plugs £2.00
- 6 pin DIN to 6 pin DIN Plug (RGB) £2.50

Official JOYSTICKS £11.50/pr

LIGHT PEN

All parts available for the Acorn User's "SHINE A LIGHT" Light Pen article for £B.50

GEMINI'S BUSINESS SOFTWARE

Written by professional Chartered Accountants and coded by competent Programmers. Ideal for small & medium size companies. Now available from stock.

- CASH BOOK ACCOUNTS PACKAGE £82
- BEEBCALC. SPREADSHEET ANALYSIS £17
- INVOICES & STATEMENTS £17
- COMMERCIAL ACCOUNTS £17
- MAILING LIST £17
- DATABASE £17
- STOCK CONTROL £17



Acorn ATOM UTILITY ROM

WEROM is Watford Electronic's own most sophisticated but easy to use 4K ROM based on BASIC extension for Acorn ATOM. Plugs straight into the utility socket in an ATOM with floating point. The special features are: High Speed Tape Interface—Memory Dump, Modify Machine code breakpoints—BASIC Error Trapping—READ, DATA and RESTORE—Full BASIC Keyboard Scanner (BBC like)—FULL Disassembler—AUTO Line Numbering—PLUS: CHAIN, Cursor Movement, Loop Aborting—Easily Extendible further. Supplied complete with instructions. £9.95

NEW . . . NEW . . . NEW

3 New Adventure games. May be the best yet written. We strongly recommend them. All have over 200 individual locations and packed with puzzles. A game can take easily months to finish. Only sophisticated compression techniques can squeeze so much in.

- ADVENTURE QUEST (32K) £B.60
- COLOSSAL ADVENTURE (32K) £B.60
- DUNGEON ADVENTURE (32K) £B.60

★ SPECIAL OFFER ★

2764 EPROM 1 + 425p 25 + 395p

EPROM COPYING SERVICE

Now available while u-wait

£2 per chip

BBC GAMES SOFTWARE

(BUG-BYTE)

SPACE PIRATES	£ 6.95
SPACE WARP	£ 7.80
GOLF	£ 4.75
DRAGON QUEST	£10.00
FRUIT MACHINE	£ 4.75
CITY OFFENCE	£ 6.75
MULTI FILE	£ 8.75
BACKGAMON	£ 6.95

(COMPUTER CONCEPT)

ASTEROID BELT	£ 7.80
CHARACTERS	£ 5.80
HITCH-HICKER	£ 5.95
SNAKE	£ 7.80
SPACE HAWKS	£ 7.80

(MICRO POWER)

ADVENTURE	£ 6.95
ALIEN DESTROYER	£ 6.95
ASTRO NAVIGATOR	£ 4.95
CHESS	£ 6.95
COWBOY SHOOTOUT	£ 5.95
CAT & MOUSE	£ 4.95
ELDORADO GOLO	£ 5.95
FOOTER	£ 5.95
GOMOKU	£ 4.95
GALACTIC INTRUDER	£ 6.95
LASER COMMAND	£ 6.95
MARTIANS	£ 5.95
MAZE INVADERS	£ 4.95
MUNCHYMAN	£ 5.95
MASTERMIND	£ 4.95
REVERSI	£ 4.95
STARTREK	£ 4.95
SWOOP	£ 6.95
SEEK	£ 5.95
TIMETREK	£ 6.95
ZOMBIES	£ 4.95

FORTH ROM for BBC

This superb compiling language now available in ROM. Simply plugs into one of the ROM Socket

	£35
Full FORTH Manual	£6.75

NEW . . . NEW . . . NEW . . .

SIMONSOFT DISASSEMBLER

The most powerful, flexible and easy to use Disassembler currently available for the BBC Micro.

- Suitable for both Mod. A & B.
- 5 modes of operation from Memory dump to full automatic disassembly.
- Ability to identify any location in memory with a label.
- Operating System Entry Points & Indirection Vectors are already labelled when the Disassembler is loaded.
- Ability to define a 'map' of upto 72 separate areas of machine code.
- Output may be directed to the screen or a printer.
- Areas of code can be disassembled and the output saved on tape or disc in BASIC *EXEC format for later incorporation into user programs.
- Machine-code programs may be loaded and disassembled regardless of their actual run-time location.
- The current set of labels, map and associated data may be saved at any time on tape or disc. This data can be reloaded at a later date and the disassembly continued.
- Full Error checking and reporting is carried out at each step.
- The disassembler is operated by typed commands or the user definable user keys.
- Full instructions are supplied in the form of a 'HELP' program.
- AVAILABLE on CASSETTE or DISC

Price: CASSETTE £6.95
DISC S/D £9.95
DISC O/O £9.95

BeebPen

(BBC Wordprocessor in 4K ROM)

BeebPen has been written completely in machine code for the BBC Micro to facilitate maximum speed and number of functions. It is without doubt one of the best thing to happen to BBC Micro since its launch. BeebPen has been designed to be as simple to use as possible while still retaining the maximum power and versatility. It has numerous functions including right justification, block operations, text compression, full cursor control with on screen editing and a full set of printer options. BeebPen ROM plugs into one of the ROM sockets, no track cutting required. Special Introductory Offer: £32

NEW . . . NEW . . . NEW

13 ROM SOCKET BOARD

WATFORD's own 13 ROM Sockets Board for BBC Micro. It simply plugs into one of the four sockets currently available on the BBC Micro to give a full 16 ROM Socket capability (in which all ROMs may be resident at once). The circuit has been designed to allow the use of RAM in this area too.

Introductory Offer for the first 250 Boards:

KIT	Only £19.95
BUILT & TESTED	Only £24.95

APPLICATIONS

CONSTELLATION (32K) £6.50

The great Bear! The Southern Cross! The Horned Goat! See the night sky gloriously depicted in hi-res graphics. Constellation has been adapted and enhanced from our successful ATOM program.

DISASSEMBLER (16K/32K) £6.95

Relocatable disassembler program. Lists object code and Assembler mnemonics from and to any specified addresses. The listing can be stopped and restarted. Page mode option and output to a printer are available. ASCII symbols may be output if required. The Assembler code may be stored and modified and the program re-assembled.

FILER £8.95

A powerful file handling program for BBC. FILER allows the user to build up, manipulate, store and retrieve data on the BBC. A very powerful package indeed.

LOGO II £9.95

This language is very popular in American schools as it is an ideal educational program. It can graphically demonstrate the ideas of defined procedures, sub-routines, loops and even recursive programming. Gives excellent introduction to LOGO language for young and old alike.

WORDWISE

Special offer only £35.00

Without doubt the most sophisticated piece of Software yet written for BBC Micro. Wordwise contains all the usual word processing features. The more complex facilities such as search and replace or file handling commands are menu driven so that even a beginner can understand how to operate them.

Wordwise will work with whatever filing system is currently implemented. Supplied with full instructions and manual.

EDUCATION Software

BRITISH GEOGRAPHY £6.95

Teaches a child the locations of Cities and Ports using directional Keys.

CAROUSEL £4.35

Aimed at junior school age. Sequences of colours and sounds teaches a child to concentrate.

INTRO TO ARITHMETIC £10.45

4 programs—Additions, Subtractions, Multiplications & Divisions. Help stage, moving graphics and colours. Worksheet produced at the end of program. (5-7 yrs old)

JUNIOR MATHS PACK (32K) £6.95

Makes learning fun for 5-11 year olds. This package consists of 3 programs (menu driven) that increase in difficulty as your child becomes competent. A very good supplement to standard educational methods.

WHERE? £6.95

Do you know 'WHERE?' you are? This well written program, using high resolution graphics offers timed tests on the geography of Great Britain.

WORLD GEOGRAPHY (32K) £7.00

Beautifully drawn Hi-Res colour map of the world illustrates and aids this graded series of tests on capital cities and populations of the world.

WRITING £4.80

Full screen demonstration of correct formation of lower case alphabetic characters. Several choice of sequence. (5 7yrs).

PROGRAMMING MADE EASY Only £8.00

A new concept for schools—A set of workcards to introduce programming to primary school pupils. An invaluable asset to Teachers and Parents alike. The language has been carefully chosen to provide a balance between 'Computer Technology' and standard language. Bulky and often despised text books have been replaced by the set of Workcards. Each card can be handled easily at the Computer Keyboard. Also included are a SUPPORT PROGRAM specially produced to reinforce the work covered by the cards and a CHECK LIST for children and teachers to monitor progress. A must for primary schools undertaking computer learning.

SOON AVAILABLE: Computer Concept's ROM based programs:

BEEB-CALC Very fast & simple to use powerful spread-sheet program. £34

OEBUGGING PROGRAM Allows examination & alteration of Memory, Registers, setting of break points and even single stepping through machine code programs.

ROM based £19

CASSETTE based £10

DISC DOCTOR Contains useful disc utility programs. £19

PRINTER TOOLKIT ROM Includes routines for hires screen dumps for EPSON & NEC printers.

Works in any graphic mode. Has 'spooling' capability which enables data such as a program listing to be automatically spooled from your disc to the printer while using your BBC Micro for running other programs. £19

BOOKS (No VAT on Books)

30 Programs—BBC Micro	£ 4.95
30 Hour BASIC (BBC Micro)	£ 6.00
6502 Application Book	£10.25
6502 Assembly Lang. Programming	£12.50
6502 Assembly Lang. Subroutines	£11.80
6502 Software Design	£10.50
ACORN ATOM Magic Book	£ 5.50
Advanced 6502 Interfacing	£10.95
Assembly Lang. Programming for BBC	£ 8.95

BASIC Programming of BBC Micro £ 5.95

BBC Micro Revealed £ 7.95

BBC Micro Instant Machine Code including Software Cassette £34.00

Creative Graphics on BBC Micro £ 7.50

Discover FORTH—Osborne £11.25

Easy Prog. for BBC Micro £ 6.50

Further Prog. for BBC Micro £ 6.90

FORTH Programming (Sams) £12.50

Getting Acquainted/Acorn ATOM £ 7.95

Graphs and Charts on BBC Micro £ 7.50

Intro to Micro Beginners Book (3 Ed) £ 9.90

Let your BBC teach you to program £ 6.75

Micros in the Classroom £ 4.90

Practical Prog. for BBC & ATOM £ 5.95

Programming the 6502 £10.75

Mastering VISICALC (Sybex) £11.95

Structured Prog. with BBC BASIC £ 9.50

The BBC Micro An expert Guide £ 7.90

WATFORD ELECTRONICS

Tel: 0923-40588; Tlx 8956095

Ups and downs for computers in Australia

THE Australian distributor of the BBC micro, Barson Computers, recently announced a price reduction.

This coincided with the opening in Sydney of the first Australian Personal Computer Show (March 10 - 12) and with a 10 per cent devaluation of the Australian dollar.

The model B, which previously retailed in Australia for \$1860, will now sell for about \$1650 (£950 at the post-devaluation rate of exchange).

Whilst the price of the computer fell, Acornsoft and BBCSoft products increased in price as a result of the devaluation, and the average program now costs \$33 (£19).

There have been persistent rumours that local manufacture of the BBC micro in Australia is planned, which would presumably lead to a further price reduction in what is becoming a fiercely-contested market. A number of local companies are understood to be interested, but as yet no likely manufacturer has been named.

Penetration of the Australian market has been rather slow to date: the inevitable supply problem, which has now been overcome, and the relatively high purchase price having been the two principal causes.

The majority of machines sold have gone to schools, with relatively few being purchased by individuals. However, the price reduction and a recent advertising campaign should lead to an increase in interest.

In addition, the first series of *The Computer Programme* is scheduled to be shown during schools' broadcasts, commencing in June (see April *Acorn User*).

Steve MacLeod
Australia

Vision systems adapted to run on model B

DIGITHURST has released an interface to link a model B to a home video recorder and transfer pre-recorded images into the micro.

MicroEye can digitise pictures with a resolution of 256 x 256, although with the BBC model B only 128 x 128 pixels are used.

The interface package

(£295 plus VAT) provides cable connections to both the video recorder and the BBC user port. Software allows the user to analyse captured images, which can then be dumped onto disc or a printer.

Digithurst also produce Microsight, a £500 camera system, which can digitise

images such as maps for display on a monitor or TV. This was featured in the recent BBC TV series *Making the Most of the Micro* and has now been adapted to run on a model B.

Further information from Digithurst, Leaden Hill, Orwell, Royston, Herts. Tel: (0223) 208926.

Big success at sea for able-bodied Beeb micro

MODELLING the behaviour of hovercraft is one of the latest applications for the BBC micro.

In the heavy swell of the Solent off Southampton, a small fast boat transports buoys with wave and wind probes attached. These are dunked into the choppy patches of water and connected to the Beeb which lives in a waterproof case on deck.

Movement of the buoys is detected and measured by the micro. The results can then be taken back to the lab and compared to the way model hovercraft behave in similar conditions.

The model hovercraft are tested in the same water, which must be as choppy as possible - hence the fast boat moving around to find the best sites. Once the behaviour and conditions have been compared, the stability limits of hovercraft can be determined. These

limits are then used in the US and Britain to improve their design.

Vosper commissioned the tests, which are being made by Gifford Technology of Southampton.

The Beeb is run on batteries while at sea, and dumps its initial results on tape. These are then analysed, displayed and printed out later.

Gifford are pleased with the results, especially as the programs are in Basic.

Beeb in sealed box



Buoys dumped in swell

Microfloppy made in Hungary

A MICROFLOPPY disc system is being adapted for the BBC micro.

The Bats MCD1 microfloppy comes from Hungary and is based around a 72mm (3") disc which is sealed in a cassette.

Cumana has developed an interface, while Kenda has written a filing system. A single drive should cost about £150 (plus VAT).

Each single-sided mini-

disc has an 80k capacity and comes in 45-track form. Kenda claims the number of files per disc is virtually unlimited and that deleted files can be recovered.

The MCD1 drive is 85mm wide, 115mm deep, and 41mm high. Each disc-cassette is expected to sell for £4.

Bats-NCI who import the drives are at 53 Ballards Lane, London N3.

Disc chip warning

ACORN has warned that only one version of the disc filing system has officially been released.

A spokesman said versions other than DFS 0.9 cannot be guaranteed compatible with other ROMs when upgrades are made. The same goes for Econet (NFS 3.34).

You can check which version you have by typing *HELP.

Thatcher stands firm on cash limit for computers in schools

PREMIER Margaret Thatcher has stood firm against parliamentary pressure to earmark more cash for classroom computers.

The Prime Minister says the £40 million due to be spent between now and 1986 is enough to be going

on with.

Proposals for more money were put to her in the Commons by senior Tory backbencher Sir Paul Bryan who thinks it is time the government began looking at further ways of boosting computer literacy in schools.

Sir Paul told *Acorn User* he believes it is important to build on the obvious classroom enthusiasm for computers – where more than four-fifths of the micros supplied under the government's pound-for-pound scheme are BBC micros.

He made a similar point to Mrs Thatcher when he told her during Prime Minister's question time that the two existing government schemes were proving 'a phenomenal success.'

'Has the time not now come to expand those schemes on a dramatic scale he suggested.

□ The government has announced a £200 million boost for information technology.

Industry Secretary Patrick Jenkin said the five-year scheme would ensure the competitiveness of Britain's IT industry.

IT and micros in primary education – page 45.

Musical launch for Quicksilva


QUICKSILVA has launched three pieces of software for the BBC micro.

Their pride and joy is *Muproc* – a music synthesiser for models A and B. It runs on both operating systems.

At £15 it's dearer than usual, but worth looking out for.

Two games make up the trio – *Protector* (£7.95) and *The Wizard* (£6.95). Both make good use of colour and graphics; *Protector* has pulsing (not flashing) characters, and *Wizard* has tying killer ducks!

Both need 32k and *Protector* only works with joysticks.



Microsight camera transfers a map onto a monitor

Demon terror is putty in Beeb's hands

NO, this toothy beauty is not an escaped Acorn programmer, but a Chamber of Horrors monster being controlled by a BBC micro.

The Beeb is used to synchronise the 10-foot demon's movements to a soundtrack of grunts, growls and roars.

Once sound and movement have been matched up the programmed sequence is recorded onto the sound tape. This can then be played back and the program operates valves and pistons on the demon to make him move. It can also control lighting on the figure.

The demon is made of plastic and rubber over a steel skeleton, complete with moving limbs, heads, eyes and jaw.

N. J. Farmer of Leicester did the programming and you can see these rugged features in action at The Terror Castle on Great Yarmouth's Marine Parade.



A smash with monsters... micro's in control

Courses and software aids available to teachers

THE MUSE summer course will take place at Nottingham University on July 25-27.

Lectures are planned to cover all aspects of educational computing at all levels, with several addressed specifically to the BBC machine.

Topics include: programming, Logo, networks, interfacing, music, software, organisation, telesoftware – to name some. Details from

MUSE, Freepost, Bromsgrove, Worcs B61 7BR.

And the National Union of Teachers is running computing courses at its training centre, Stoke Rochford Hall.

A 13-station BBC Econet system is in operation and topics covered include primary, secondary and special education.

Contact Penny Muir, Education Department, NUT, Hamilton House, Mabledon

Place, London WC1.

Software on maths, physics and biology is available from Garland Computing. Many of the programs simulate practical techniques. Garland are at 35 Dean Hill, Plymouth.

Workcards for primary schools to introduce programming on the BBC micro have been released by Educal, 28 Ingersoll Rod, Shepherds Bush, London.



Beeb micro with Election fever

by Bill Penfold

IN A Westminster office within 100 yards of Big Ben a BBC micro has been quietly compiling the membership of the next House of Commons.

Before a single vote has been cast in the next General Election, the computer holds potted biographies on just about every one of the future MPs... and their chief rivals for the seats.

In a matter of days after the Election results are known the Beeb will be ready to begin printing out the text of the new edition of a reference book which has established itself as an essential guide for politicians of all parties - and commentators on the wacky world of Westminster.

For the next version of *The MPs' Chart* by political journalist Andrew Roth will be ready for publication well ahead of its usual schedule thanks to the BBC B... and a 17-year-old schoolboy.

Over the last few months Andy and his colleague Judy Tench have been completing hundreds of snappy descriptions on each of the parliamentary runners.

Not just the constituency choices of the Tory, Labour and Alliance parties but also politicians hoping to carry the colours for the Scottish Nationalists, Plaid Cymru and the ever confusing spectrum of Ulstermen.

A massive job - but one clearly suiting the Beeb. However, before it could begin Andy discovered they would have to write their own special program, as none of the commercially-available packages could handle the filing requirements.

Even Acorn's own disc filing system was too limited for the journalistic needs of the job as it holds too few files per disc. It was a case of tailoring something for the peculiar parliamentary requirements.



Andy, Dan and Judy... with Beeb, Epson and discs

But where there is a computer programmer there is usually a way, and the way was provided by Judy's 17-year-old son Dan Tench.

Dan is part of that rising generation of schoolboy computer console stars whose micro mastery is already sending shivers

requirements included being able to extract particular categories.

For instance he might need to know which Conservative backbenchers were concerned with accountancy and had interests in agriculture. Or a Labour MP concerned with

'Dan is part of that rising generation of schoolboy micro stars'

down the backs of ageing veteran programmers now deep into their 20s.

Though it was obviously possible to adapt existing software, Dan saw his job as starting from scratch. The program needed to be capable of searching by either a candidate's name or his constituency, and Andy's

education and the pharmaceutical industry.

Soon, thanks to the Beeb and two months' work by Dan, Parliamentary Profiles - the name of Andy's company - will have the facts flashing on to the office monitor, and being dumped to an Epson printer.

Each MP takes about

700 bytes and each disc holds the profile of around 60 - 70 candidates.

A pupil at Dr Challoners Grammar, Amersham, Dan has two up-graded model As at home and is part of his school's computer group.

Recently he was one of a three-pupil, one-teacher team from the group which walked off with the £1,000 first prize in a computing competition run by the University of Kent and sponsored by Barclays Bank. The money has gone towards upgrading the school's own BBC computer system.

Now Andy Roth and Parliamentary Profiles are banking on the Beeb speeding the new *MPs' Chart* into the printers even before all the election posters have been pulled down.

For regular readers of the *Chart*, a long-time favourite has been the section of pithy comments on the traits and political outlooks of various parliamentarians.

After the last general election for instance Mrs Thatcher's thumb-nail profile was 'Iron Nancy incarnate; hard-working, high standards.' For Michael Foot, who at the time was deputy Labour leader, the traits tag was 'Publically angry; privately gentle; mannered orator.'

David Steel's description was given as 'Dark; boyish; energetic; even-tempered; charm.'

As Roy Jenkins had not returned to Westminster when the last edition was published, let's look at what it says about Dr David Owen, who is described as 'Celtic-handsome; v. bright; able; impatient; arrogant.'

Across the road from the House of Commons today the new descriptions of our political leaders - plus the rest of our next parliament - are now waiting on the Beeb files to be printed out. Wonder what those files hold?

AT LAST, A COMPLEX GRAPHICS SYSTEM, THAT'S SO EASY TO OPERATE

....IT' CHILDS PLAY

P.L. DIGITISER SYSTEM™

The P.L. Digitiser System enables you to reproduce complex pictures and diagrams, or produce original designs, quickly, easily and accurately.

The package consists of the 'Graphics Digitiser' incorporating a tracing pad (mapped out by rectangular grid) 256mm x 205mm and the 'Control Program' (Tape or Disc). This includes such features as automatic parallel, vertical, horizontal or diagonal lines, construction of boxes and circles from two probe positions, free hand draw, fill and outline, move and scale, immediate edit and the ability to save completed screens as files or reproduce by line printer.



B.S. DOLLAMORE LTD.

U.K. Distributor **LM** Scientific House, Bridge St., Sandiacre, Notts. Telephone: (0602) 394000.




Everything for the Acorn and BBC microcomputer user.

ACORN USER EXHIBITION

Cunard International Hotel

Hammersmith,
25-28 August 1983



The Acorn User Exhibition at the Cunard, Hammersmith will house the largest display of Acorn products ever assembled under one roof. It will be four days of non-stop entertainment and education for parents and children alike.

The new Electron, the second processors for the BBC micro, the BBC Buggy, all the new software and hardware will be on show. There'll be competitions, prizes, Acorn experts to answer your technical questions, demonstrations and lots and lots of bargains.

If you are an Acorn owner, or just thinking about being one, you can't afford to miss it.

Opening hours: August 25th-27th, 10am-7 pm; August 28th, 10am-4 pm.

Admission charges: Adults £2 per ticket, Children £1 per ticket.

We have arranged for nearly every exhibitor to redeem the cost of your ticket when you buy something from their stand.

Group rates: 10% discount for parties of 10 or more.

Buses: Frequent services from central London.

Tubes: Hammersmith Broadway – Metropolitan, District and Piccadilly lines.

Car Parking: Several car parks in the immediate area.

For details of exhibition stands and advance ticket sales contact Computer Marketplace Ltd, 20 Orange Street, London WC2H 7ED. Tel: 01-930 1612.

ADVANCE BOOKING COUPON Miss the queue – buy your tickets in advance.
Computer Marketplace Ltd, 20 Orange Street, London WC2H 7ED.

Please send _____ Adult tickets at £2 _____ Childrens tickets at £1

I enclose a cheque/postal order value £ _____ payable to Computer Marketplace Ltd

Name _____
Address _____



£1,100

WIN

**Acorn system:
BBC micro with
single disc drive
ink-jet printer
plus software**

THIS month's puzzle is a bit different from the usual. It's based on the work of the geneticist J. Maynard Smith and it is developed in a brilliant book, *The Selfish Gene**. By all means buy or borrow it if you can – but it won't help you win the competition as the author has significantly adjusted his conclusions since he first wrote the book.

Imagine a closed world consisting of a single species where each individual looks the same but behaves in one of two pre-programmed ways when encountering another individual. The hawk behaves aggressively and will savagely attack any individual who offers resistance. A dove on the other hand puts up a dignified display of ruffled feathers but will run away when seriously menaced.

Thus in any hawk-dove confrontation the dove will flee and the hawk wins the contest. When two hawks meet they fight to the death. When two doves meet there is an immensely protracted display of feathers before one gets bored or hungry and backs off. Since our model is based on the Darwinian concept of natural selection, the winners of the contests contribute more to the genetic pool than the losers.

The purpose of our model, however, is not to consider natural selection, but Maynard Smith's concept of the *evolutionarily stable strategy* (ESS). In essence this can be defined as 'the only strategy that . . . once evolved cannot be bettered by any deviant individual'. It is important to realise that this built-in resistance to individual enterprise is the paramount objective of our model.

To do this on the computer we have to allocate an arbitrary system of points to all contests, which in our case is as follows: plus 50

The competition comes in two parts – you are recommended to enter both parts.

This month we introduce you to our hawk-dove micro-world and ask you to determine a character mix which will set up a stable society.

Next month, the model society gets more complicated with more characters and you will have to write a computer program (on cassette) to simulate the hawk-dove society

points for a win, minus 100 points for death or injury, 0 points for a loss and minus 10 points for wasting time in a lengthy confrontation when important things like breeding and feeding are being neglected.

Thus when a dove meets a hawk the dove runs away and scores 0 while the hawk scores +50. When dove meets dove, both score -10 for wasting time and the winner scores +50. All things being equal, a dove's chances of winning these encounters are one in two and his score per contest will be the average of -10 and +40 which equals 15. The average score in

any hawk versus hawk contests is $(-100+50)/2 = -25$.

To underline the concept of the ESS let us look at one possibility. You might imagine that because a hawk will always win any hawk-dove contest, only hawks will prevail genetically and therefore your computer population consists entirely of hawks. As we have just seen, the average score per contest in this society is -25. Now out of the genetic pool a mutant dove arises. The dove does not win a single contest. Indeed it spend most of its life running away from the hawks. Nevertheless, its average score is 0, which is a lot better than what the hawks are achieving and dove genes will therefore start flooding into the pool.

Again, you might imagine that a society composed entirely of doves was a good recipe for success: no battles, no -100 points for death or injury, in short a paradise apart from a certain amount of wasted time.

The reason why it doesn't work is that the first hawk to appear on the scene will do spectacularly well. Since there are no other hawks to fight the hawk will win every contest for an average score of +50 and, the genetic pool will begin to adjust accordingly.

This notion of the deviant individual undermining the collective strategy of the group to his own advantage is sometimes called 'treachery from within' and it is at the heart of the concept of ESS. It also has a direct counterpart in the real world.


Quite often a group of people – for example, OPEC (Organisation of Petroleum Exporting Countries) – will band together and agree to fix the price of a commodity to the long-term benefit of its members. For a time all may work well.

Siman Dally launches you into a Hawk-Dove microworld in the first part of our major quiz. The full blown ideo will be a mammoth task, so we suggest you start thinking and get some practice.

This month: Salve our simple computer model and you could win the first prize of £50 of software, or a runner's-up award of a copy of *The Selfish Gene*.

Next month: Analyse our full-blown model and produce a computer program (on cassette) to simulate it, complete with graphics. Entries will be assessed on how well the program works, structure and presentation (among other things, so we don't limit your imagination).

Remember: Whether you enter this month's simple competition or not,



you must give the answers with your program next month to qualify for the big £1100 prize.

Sooner or later, however, treachery from within will lead one member of the cartel to start undercutting his fellow members for his own short-term benefit and a price-cutting war is sparked off. In the case of OPEC it needs only a nodding acquaintance with recent newspapers to observe this process in action.

Since, as we have seen, an all-dove population and an all-hawk population are both unstable your task is to establish where, if anywhere, between these two extremes an equilibrium is established.

Try to determine what ratio (eg four hawks per three doves) is best. When you've done that you're ready to introduce a new strategic character into your model.

The *bully* is indistinguishable from a hawk and a dove. A bully rushes round pretending to be a hawk until someone fights back, at which point he runs away. Thus a bully will win a confrontation with a dove but lose to a hawk. When a bully meets another bully one of them takes fright more quickly than the other and backs off - so a bully has a one in two chance of winning these confrontations - for an average score of +25.

It is apparent that a society composed entirely of bullies is not an ESS - again, a mutant hawk will create treachery from within. So your task is to determine which mix of characters will create the most stable society.

In setting up your model it is important to realise before your computer characters start fighting that it is impossible for any group to be entirely eliminated: however poorly one type may be faring, its genes are still lurking there waiting to come to the fore if the opportunity arises. Indeed, in the

Genetic type	Opponent		
	Hawk	Dove	Bully
Hawk	-25	+50	+50
Dove	0	+15	0
Bully	0	+50	+25

Figure 1. How the types fare

real world, an individual species would not be composed of three or more types: each individual would be composed of a mixture of strategies. Thus you might find that in a more sophisticated version of our model an individual would react like a hawk four times out of five, a bully one in 10 times and a dove one in 10 times. For our purposes, however, we are taking the species as consisting of three different types. Figure 1 shows what they score against one another.

One way to organise your model is to set up a league whereby all characters 'confront' other characters. When you've done that you should set up the next generation, basing the mixture on the performance of the previous generation. Depending

on what sort of population you start out with, you may see some wild oscillation in the composition of the population at the beginning. But sooner or later, as in real life, things should settle down.

Of course, the model is very crude, taking no account of things like sex, youth or old age. Nevertheless it's fun and useful to set up these strategies and see what happens. Next month we'll give you a more complicated model and introduce some new characters into this one.

**The Selfish Gene* by Richard Dawkins, Oxford University Press, £8.50. We are indebted to Dr Dawkins for his help in setting up the model.

Once you have worked out a stable hawk-dove-bully mix, send your answer on a postcard please to June Competition, Acorn User, 53 Bedford Square, London WC1 to arrive not later than Monday July 4. Please say which machine you have (if any).

Three winners in February quiz

FEBRUARY'S competition featuring the travelling salesman problem produced nearly a hundred entries, only about one-third of them correct. The mileage table was drawn from a battered copy of the *Michelin Guide to Britain and Ireland* (1981 edition) which contained some bizarre anomalies. For example, according to the table, London to Birmingham is 121 miles. But if you go via Coventry it's only 117 miles! Michelin in their wisdom presumably take things like by-passes into account. Answers were as follows (routes can be followed in reverse order):

a) Seven-city problem. London, Brighton, Bristol, Carlisle, Edinburgh, Birmingham, Coventry, London.

Total = 983 miles.

(Carlisle and Edinburgh can be visited in reverse order.)

b) Twelve-city route. London, Ipswich, Leeds, Edinburgh, Carlisle, Liverpool, Manchester, Birmingham, Coventry, Bristol, Oxford, Brighton, London. Total = 1153 miles.

c) Longest route. There are at least four equally long routes, one of which is London, Carlisle, Brighton, Liverpool, Ipswich, Birmingham, Leeds, Bristol, Coventry, Edinburgh, Oxford, Manchester, London. Total = 2790 miles.

The winners were: James Boulder (aged 10) of St Roberts Primary Schools, Harrogate; John Wright of Ipswich, and Malcolm Newton of Mickleover, Derby.



BUBBLE & SHELL

In the first of a series on classic techniques in computing, Stan Froco looks at sorting

ONE of the commonest problems facing the computer programmer is that of sorting data into order. Methods used by beginners are often horrendously inefficient, and yet many fast techniques are no more complex.

A method widely used is the bubble sort. In program 1, 100 numbers held in the array a% (line 30) are sorted using this technique. The array is initially set up with the numbers 0 to 99 in descending order, ie

```
a%(1) = 99
a%(2) = 98
.
.
.
a%(100) = 0
```

The program then sorts them into ascending order. The reason for choosing this set, rather than random numbers, is that it is a severe test of a sorting routine since the numbers have to be completely reversed in order.

The bubble sort works by taking each element in turn (the FOR loop in line 160) and 'bubbling' it up by swapping it with the element before (lines 250 to 270) until the element before is smaller than the one under consideration. There is no need to compare it with elements before this since they have all been sorted and are thus even smaller. After each element has been bubbled into place the array is in order.

Bubble sorting is unfortunately not very good for sorting large numbers of items (ie more than about 20). Whilst the given program sorts 100 numbers in 24.65 seconds, performing 4950 exchanges in the process, it takes 2852 seconds and 499,500 exchanges to sort 1000 numbers. To sort 10,000 numbers would take about 80 hours and 50 million exchanges. To sort the 400 million items that once existed on Rolls Royce's parts list would be impossible.

There are two cases though where bubble sorting is efficient. One is sorting small numbers of

items (where it is invariably the best technique because of its simplicity), and the other is for sorting large numbers of items, which are already nearly in order. Donald Shell used these virtues when he devised his Shell sort in the early 1960s.

Shell's technique is to break the items to be sorted into small sets and bubble sort these (which is efficient). These small sets are then merged into large sets, which will thus be roughly in order, and bubble sorted again (also efficient). These larger sets are then merged into still larger sets (still efficient) and so on, until a few large sets are merged into one roughly ordered set, which can again be efficiently sorted into order.

Program 2 shows a Shell sort for 100 integers. The size of the sets is controlled by n%. Each time round the REPEAT-UNTIL loop (line 200) the numbers are broken into n% different sets. In this case the first time round there are 33 sets, each with three or four items. The outer loop (line 220) takes each of these sets in turn and sorts them. The first set consists of items 1, n% + 1, 2 * n% + 1 . . . , the second of items 2, n% + 2, 2 * n% + 2 . . . up to the last set which comprises n%, 2 * n%, 3 * n% . . . The code from lines 230 to 360 is virtually that of the bubble sort, but incrementing and decrementing by n% instead of 1. The outer REPEAT-UNTIL loop (line 200) is used to decrease the number of sets each time round. Notice how the number of sets is not divided down evenly, a constant (2 here) is added in. This helps the sets mix, which improves sorting.

Despite being only nine lines longer than the bubble sort, this program is far more efficient. The comparable times are:

```
100 numbers 3.04 secs. 316
exchanges
1,000 numbers 46.76 secs, 4,366
exchanges
```

```
10,000 numbers 1,248.53 secs.
173,878 exchanges
```

To be fair, the data given is the worst possible for the bubble sort, and on average it would take about half the time with random numbers. However, one of the criteria of a good sorting routine is that it should have no bad cases, and in this respect Shell sort again wins.

These sorts can be easily modified to handle other data - they could use a string array of names, and the comparison could be for alphabetic order. A word of warning though. If you have data with two or more fields, such as a person's name and his age, and you sort the names into alphabetic order, and then sort the ages into numeric order, and expect the names of all people of the same age to be in order, do not use Shell sort. If items are identical (ie same age, but different name) they may be swapped in the second sort as the names are ignored. For sorting on multiple fields other techniques (of which bubble sort is one) should be used.

If you wish to know more about these and other techniques (such as how to sort really large amounts of data) the best book is *Data Structures and Algorithms* by Aho, Hopcroft and Ullman, published by Addison Wesley. This is sadly not a book for the total novice, and the examples are given in Pascal rather than Basic. However, there is as yet nothing for real beginners on the market, and if you have grasped the fundamentals of programming, you should learn a lot from this book. For reference you could look at volume 3 of *The Art of Computer Programming* by D.E. Knuth, again published by Addison Wesley. But unless you are a mathematician I would not recommend it.

● Hash tables and recursion will be covered in future articles. Are there and other techniques you would like covered? Write in and tell us. page 16 ►

BUBBLE & SHELL

```

10 REM Bubble sort 100 integers
20
30 DIM a%(100)
40 @% = 4
50
60 REM Initialise in reverse order
70
80 FOR i% = 1 TO 100
90   a%(i%) = 100 - i%
100  NEXT i%
110
120 REM Now sort them
130
140 start% = TIME
150
160 FOR j% = 2 TO 100
170   FOR k% = j% TO 2 STEP -1
180
190     REM If bubbled high enough jump out
200
210     IF a%(k%) >= a%(k% - 1) THEN GOTO 290
220
230     REM Else exchange and proceed
240
250     t% = a%(k%)
260     a%(k%) = a%(k% - 1)
270     a%(k% - 1) = t%
280     NEXT k%
290   NEXT j%
300
310 REM Take the time and print out the results
320
330 time% = TIME - start%
340
350 FOR i% = 1 TO 100
360   PRINT a%(i%);
370 NEXT i%
380
390 @% = &90A
400 PRINT " " "Time taken: " ; time% / 100 ; " seconds"
410 END

```

Program 1. Bubble sort

```

10 REM Shell sort 100 integers

**lines 20 to 150 as program 1**

160 REM This is the outer Shell loop
170
180 n% = 100
190
200 REPEAT
210   n% = (n% + 2) DIV 3
220   FOR m% = n% + 1 TO n% * 2
230     FOR j% = m% TO 100 STEP n%
240       FOR k% = j% TO m% STEP -n%
250
260         REM If bubbled high enough jump out
270
280         IF a%(k%) >= a%(k% - n%) THEN GOTO 360
290
300         REM Else exchange and proceed
310
320         t% = a%(k%)
330         a%(k%) = a%(k% - n%)
340         a%(k% - n%) = t%
350         NEXT k%
360       NEXT j%
370     NEXT m%
380 UNTIL n% = 1
390
400 REM Take the time and print out the results
410
420 time% = TIME - start%
430
440 FOR i% = 1 TO 100
450   PRINT a%(i%);
460 NEXT i%
470
480 @% = &90A
490 PRINT " " "Time taken: " ; time% / 100 ; " seconds"
500 END

```

Program 2. Shell sort



A J SOFTWARE for BBC

'The Record Changer' 32K £19.95 Cass. £24.95 Disc.
for indexing, membership lists, directories, inven-
tories, budgeting, etc., etc.

**don't buy a database in the dark —
check the spec!**

- * **Visible File** — Scroll around the file UP/DOWN/
SIDEWAYS by function keys
- * **FULL SCREEN UPDATE** — Use cursor to overtype;
character INSERT/DELETE within field; ERASE rest of
field; TAB from field to field, etc.
- * **Sort** — on character and numeric fields
- * **Search** — for a match on field content
- * **Select** — select records satisfying conditions on
one or more fields; or manually
- * **Total** — total numeric fields of SELECTED records
- * **Arithmetic** — combine one or more fields of your
SELECTED records with any arithmetic expression;
put the result in any numeric field
- * **Print** — print your SELECTED records with pagi-
nation
- * **Up to a 1000** records, (typically 330 of length 40)
- * **Up to 20** fields, number of decimal places can be
specified for numeric fields
- * **Utility** — to ADD/CHANGE/DELETE fields

'The Wordsmith' 32K for Centronics 737/739
£19.95 Cass. £24.95 Disc.

For Reports, Essays, Thesis, etc., etc.

**Forget control codes — let 'Wordsmith'
realise your printer's potential**

- * Full Screen text editor with wordspill
- * Unlimited document size
- * Page numbering, headings, footings, margins,
indentation
- * Full Support for **proportional**, mono, condensed,
elongated and underlined printing
- * Right justification maintained even when mixing
proportional, condensed, elongated on some line

Simple Word Processor 32K
£9.95 Cass. £14.95 Disc.

Simple to use; allows you to set margins, justify text,
insert and delete lines of text, set page length or
force a page, variable TAB, Multiple copies. Save
text on cassette or disc. View text formatted before
printing. Works with any printer.

Options Timetable 32K
£14.95 Cass. £19.95 Disc.

A must for every secondary school. This programme
helps with the timetabling of pupils 3rd year option
choices. Try the effect of any changes to your
Options Timetable and let the micro do all the
donkey work. Has been in use for the last three years
in a 6 form entry comprehensive using a CBM 3032 —
now runs even faster on the BBC Model B.

Not only the cheapest, but the best
Switchable 14" RGB Monitor/Colour TV
£250 inc. VAT and cable, £8.00 corr.

Royalties for quality software

All prices VAT inclusive

AJ Vision Service Ltd
61 Jeddou Road
London W12 9ED



Software News

INNOVATIVE
BBC SOFTWARE



from the professionals

MOLIMERX EXPANDS INTO THE BBC!

Bexhill — June 1983

TODAY a spokesman for Molimerx Ltd., the TRS-80 Genie Software House of Bexhill, announced that they are entering the BBC Software market.

Until now, Molimerx have been supplying software for all of the Tandy machines plus all of the Genie micro-computers, some dozen machines in all. As they have been doing this for some 5 years, they have accumulated a vast number of programs — in the range of 400-500 in number. Molimerx will be translating all of their best existing programs together with publishing new programs specifically written for the BBC. They are hoping, therefore, to be releasing around six new programs per month for some time to come.

Their spokesman said today that where

programs are going to be translated, the features unique to the BBC will be utilised to the maximum. Specifically Molimerx say that translations will not just be a code adaptation, but will also incorporate BBC features. They gave as an example the recently completed translation of Shuttle. This is a simulation of the Columbia space shuttle. In the TRS-80 version it is displayed in straight text. The BBC version, however, contains a coloured graphic representation of the ship.

The spokesman said that the main thrust will be towards new programs and Molimerx are actively soliciting new software from both their existing stable of 120 authors and are also searching for new qualified authors, experienced on

the BBC machine.

Over the years, Molimerx have built up a catalogue of some 170 pages. The procedure is that an addition containing new software is published every 8 weeks or so. The existing index is discarded and the new addition contains a new up-dated index. The catalogue is punched for a ring binder; hence, customers always have a current and up to date catalogue. Molimerx say that this same procedure will be used for the new BBC software catalogue.

Owners of BBC machines, therefore, should write to Molimerx for a copy of their current catalogue. For at least a while, there will be no charge. Customers should send an A4 size stamped addressed envelope for 17p.

TEL: [0424] 220391/223636

MOLIMERX™ LTD
A J HARDING (MOLIMERX)

TELEX B6736 SOTEX G

1 BUCKHURST ROAD, TOWN HALL SQUARE, BEXHILL-ON-SEA, EAST SUSSEX.



Joe Telford sets up a graphics procedure library and develops a 50p network

Continuing our examination of library routines, we turn to three shapes for constructing complex graphics on the BBC micro - rectangles, triangles and circles/ellipses.

PICK A SHAPE

Program 1 might appear trivial, but it is useful if a large number of triangles need drawing. Suitable calling lines might be:

```
100 MODE 2
110 PROC_tri(100,100,200,100,
150,300,1)
```

The first three pairs of numbers are co-ordinates of the vertices. The last number should be 0 to produce a line drawing, or 1 for a filled triangle.

Program 2 uses program 1 as the procedure 'tri' to produce a simple pattern. Figure 1 gives several variations on this. Line 50 of program 2 shows we are transmitting the usual three pairs of vertex parameters, plus a final 0 to produce a line drawing. Figure 2 shows how the contents of line 50 can be related to the vertices of a regular (equilateral) triangle. This only works when the screen origin is moved by a VDU29 command so the triangle can be drawn around it (line 30). Try running program 2 without line 30 to see the effect.

Rectangles are probably the most common shape, so it is well worth while having a library routine to handle them. Look at program 3, which may be called by a simple three line program:

```
10 MODE 2
20 PROC_rect(300,200,600,400,0)
30 END
```

This will draw the outline of a rectangle on the screen. Control over the rectangle produced is by the parameters passed to the routine. Examine line 9400. The parameters are x,y,l,w, and f. Here, x and y are the coordinates of the bottom left-hand corner of the rectangle, l is the length across the screen, and w is the width up the screen. The final variable, f, may be 1 or 0 to produce an outline or filled rectangle - the opposite of the triangle routine. Less calculation is needed as only one corner's coordinates are required. The disadvantage is that the rectangle can only be aligned along the

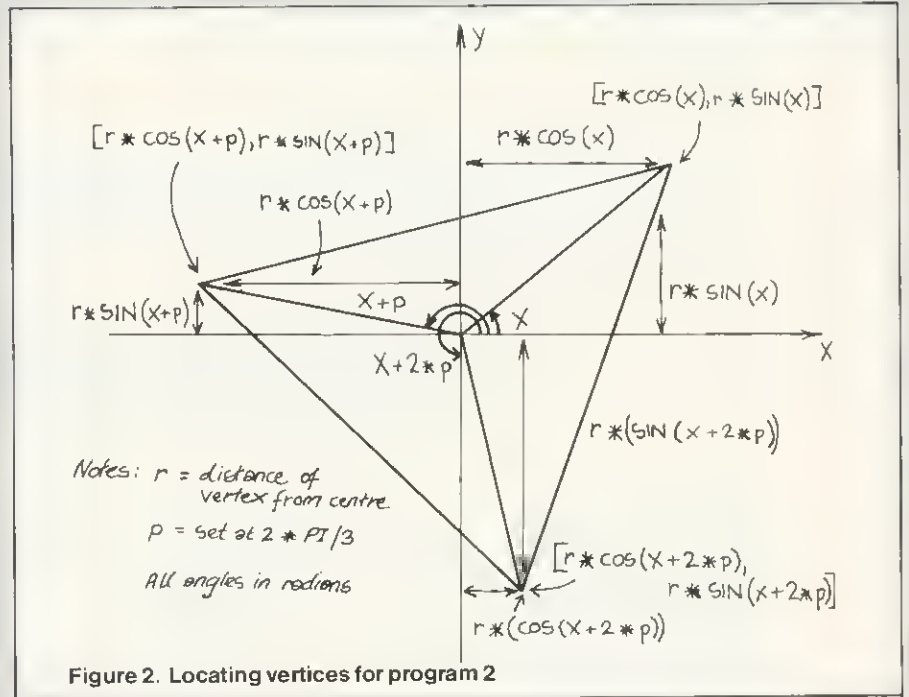


Figure 2. Locating vertices for program 2

```
9460 DEFPROC_tri(x1,y1,x2,y2,x3,y3,f)
9465 MOVE x1,y1
9470 IFF=0 DRAWX2,y2 EL. MOVE x2,y2
9475 IFF=0 DRAWX3,y3: DRAWX1,y1
    ELSE PLOT85,x3,y3: MOVEX1,y1
9480 ENDPROC
```

Program 1. Procedure for handling triangles. Note, this must be called up from a program (see text)


```
5 REM PATTERNS
10 MODE4
20 r=500:r1=200:p=2*PI/3
30 VDU29,640,512:
40 FOR X=0 TO P STEP P/30
50 PROC_tri(r*cosX,r*sinX,
    r*cos(X+p),r*sin(X+p),r*cos(X+2*p),
    r*sin(X+2*p),0)
60 NEXT
70 END
```

Program 2. Triangle patterns

```
9400 DEFPROC_rect(x,y,l,w,f)
9410 MOVEX,y: DRAWX+1,y
9420 IFF=0 DRAWX+1,y+w ELSE PLOT85,x,y+w
9430 IFF=0 DRAWX,y+w ELSE PLOT85,x+1,y+w
9440 MOVEX,y+w: IFF=0 DRAWX,y ELSE MOVEX,y
9450 ENDPROC
```


Program 3. Rectangle drawing routine

Figure 1. Variations on program 2




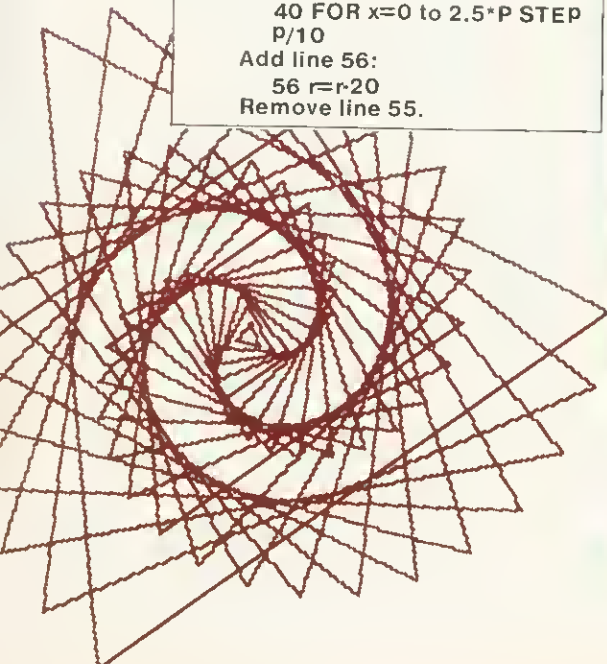
(a) Copy line 50 to line 55 replacing every 'r' by 'r1'

(b) Amend as for (a) then add line:
56 r1=r1-10
Alter line 40 to:
40 FOR X = 0 TO p STEP
p/20



(c) Amend as for (a).
Alter line 20 to:
20 r=500:r1=350:p=2*PI/3
Alter line 40 to:
40 FOR X = 0 TO 2*P STEP
P/10

(d) Alter line 40 to:
40 FOR x=0 to 2.5*P STEP
P/10
Add line 56:
56 r=r-20
Remove line 55.



(e) Alter line 40 to:
40 FOR X=0 TO 2*pi
STEP/30
Alter line 20 to:
20 r=0:P=2*PI/3
Add line 56:
56 r=r-20
Remove line 55.

Two of the all-time Arcade greats

BOMBER SCRAMBLE



For over two years our best selling TRS-80 Arcade game was Mike Chalk's acclaimed Bomber Scramble. Now there's a new generation Scramble, in the colours, sound and high resolution graphics of the 88C Micro.

This new one has so much it's unbelievable! Two types of fighters—with their own unpredictable movements. Ack-ack—which no other BBC game, Acorn's included, can offer—with random detonations. Intelligent rockets—which are released as you come on target. Blimps—another Kansas 'original' to make the game harder.

The game starts fairly easy, then gets harder and harder, with of course the ground and 'top' moving all the time—and completely random, with no two games ever the same. As the game progresses so more and more is 'thrown' at you.

Keyboard or joystick operation giving infinite control of the bomber, the bombs and firing. Top score table and extra 'lives'. There is no other Arcade game to touch it!

£9.50 Vat and post paid



COSMIC FIGHTER

As Kansas reigned supreme with its TRS-80 Arcade games in Britain, Big Five Software were our counterpart in the States, with their 'flagship' being the famous Cosmic Fighter.

This fast-action multi-screen game has been brought to the BBC Micro by Kansas programmer Wal Mansell.

Four entirely different 'screens' with four different types of Alien, each with its own brand of attack, and all of them relentlessly homing down on your base. Four games in one in fact!

Move your base to fire whilst dodging their bombs, but as soon as you wipe out one lot, another type appears—and all of them hell-bent on your destruction!

Then comes your Mother Ship, so home onto her to re-fuel, but get it exactly right... Then it all starts again—with a difference—you have to hit each Alien twice to destruct!

Colour, sound, keyboard or joystick control, with of course the usual Kansas top score table. An all-time great.

£9.50 Vat and post paid

SNAKE

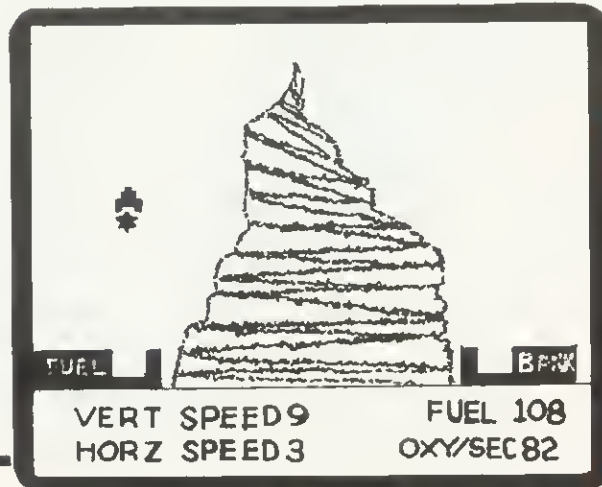

You have control in all directions of the Snake to devour the mushrooms. It's a real snake, not just a line, pulsating along and growing longer and longer as each mushroom is devoured.

Just like the arcade game, you can actually increase speed to try and clear a screen in less than a minute to earn yourself a bonus. But don't devour the toadstools!

Then it gets harder. And harder. And harder. For as each screen is cleared the next one becomes more difficult. Not only does the speed automatically increase but you get a split screen. And if you manage that, a totally unheard of, double split screen!

Colour, sound, keyboard or joystick operation and of course the Kansas top score table.

£8.50 Vat and post paid



SPACE CAB

Slow the pace right down now, to a thinking mans' game. Ferry passengers over the random mountain, choosing the number, the amount of fuel and liquid oxygen to get you there and back. It's totally logical—the more passengers you carry the more fuel and oxygen you'll need. There's a purpose too, for you have to earn enough to pay off the mortgage on the craft or it's re-possessed!

Not too easy to play as control must be spot-on or you can run out of fuel, starve the passengers of oxygen or crash!

Infinite control of thrust and braking in all directions allowing you to ascertain the best velocity both in ascent and deceleration. Very realistic sound effects. Colour and totals.

£7.25 Vat and post paid

Make the most of your micro DATA FILE

The all-singing, all-dancing Data File, built on five years experience yet purposely created specifically for the BBC Micro.

Experience has taught us that not only do any two people never need the same in a data file, but even one person wants it to be capable of many things. We think that the Kansas Data File fulfills this need, and will be recognised as the standard.

It's main appeal must be its sheer versatility. You can define not only the length of any field, but the actual number of fields—up to 20! So you can make it an ordinary name and address file, or anything extraordinary that you might wish. And all permanently saved to tape...

The number of files available depends entirely on the length of the file. Up to 1947 with a single field.

Here are the facilities of Data File:

Create File Define any number of fields up to 20. Define length of each field up to 255 characters. Name each field as required. Computer automatically uses maximum memory.

Insert Simply type in pressing Return for next field.

Search Data File has a most unique Search facility, for it will search any defined field throughout the whole file, but not only this, it can be asked to search for the item at the start of the field or in fact anywhere in that field, making it a very powerful facility indeed.

Edit Couldn't be simpler—just use the cursor keys.

Jump A very handy feature, allowing you to jump to any particular file you require.

Sort Not just the normal first field sort, but one which allows you to define the sort field.

Status Not found in normal data files, this is useful for it tells you the file name, when updated, files used, and most important how many files free.

Print A most important facility, allows the printing of the files, as required.

Delete Deletes unwanted files, and at the same time the remaining records will be closed up.

Save Allows you to save the entire file to cassette. This can be loaded at the start when Data File is run. To facilitate the ease of operation, all the above functions are on the red function keys, so needing just a single key stroke to bring into operation.

£12.50 Vat and post paid

Five years in
knowing the needs
of micro users has
resulted in these two
programs for the
BBC...

PERSONAL ACCOUNTS

Another exclusive Kansas program, designed for the micro user to keep an accurate check on all accounts.

This program is not limited to personal cash accounts, but can also be used in conjunction with a cheque account or even to keeping a credit card account in order. In fact there is little limit to its use, where the transaction of money is concerned.

As it creates its own files to tape, it can be used for a multitude of purposes, each having its own file and thus being loaded to handle transactions.

It can hold 500 transaction entries!

A great asset of the program is that it can be customised by altering any of the 32 items, with in fact 10 already set aside for this purpose, with the others too being simple to change.

Each entry has its own number, together with amount, date and item, with all details and current balance shown after each entry. This makes it very straightforward to add either payments or deposits to the file.

There is also a list facility, even allowing the scrolling through the entire file.

Facility is also provided for alteration of any entry, with automatic update of the current balance. The balance itself can be altered, which is useful when using as a credit card account, as a monthly payment is made.

There is a clever little routine which allows you to estimate the effect any particular payment may have on your account, so you can see if you can really afford it or not!

A status section lets you see the current balance, file name, when updated, transactions on file and spare entries.

Personal Accounts is very friendly in use, with messages should you do something wrong, such as using the same transaction number twice.

Files can be saved to cassette, and you have the choice of either loading in a saved file or creating a new one, when the program is run.

Use is made of colour, with the obvious showing of deposits or payments.

£12.50 Vat and post paid

**When you buy from Kansas you are buying from the
longest established software publishers in the country**

**The only company that can give a lifetime guarantee
and assured same-day first class post service**

Kansas

Recognised Brand Leader in microcomputer software



Kansas City Systems, Unit 3, Sutton Springs Wood, Chesterfield, S44 5XF. Tel. 0246 850357

Eltec HOME & BUSINESS TECHNOLOGY

Computers

Probably the widest selection of software available by mail order.
All the top manufacturers including Acorn Soft, IJK (Sinclair), Superior Software, Bug Byte, Program Power, Hessel, Procyon.

All NEW
All in Stock
(as long as you're quick)

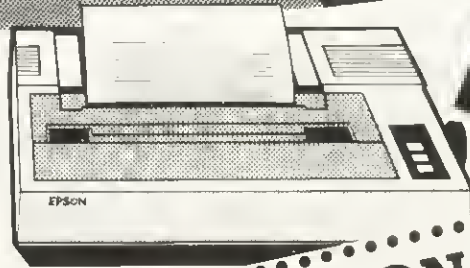

BBC MICRO COMPUTERS

BBC MICROCOMPUTERS, with the latest 1.2
operating system Model A £299 Model B £399



Microvitec

Microvitec "Cub" Monitor. True
80 Column Definition at a new
low cost from £459.00



Full service
for
Education

EPSON

New Epson FX80 F/T III Printer
160 c.p.s. Parallel £450.00

TEAC

TEAC 40T/80T Switchable Twin
Disc Drive 200K/400K £644.00

Acorn user
& BEEB user

Acorn
user & BEEB
user, back issues
£1.25 each, orders
for 2 or more
£1.00 per copy.

PRESTEL

PRESTEL Available now on the
BBC Micro OEL Acoustic
Modem & Software & Lead.
Converts the BBC Micro into a
Prestel/private viewdata receiver.
£175.00 all inclusive.

ATPL EPROM PROGRAMMER

Make your favourite programs
full time residents with an ATPL
EPROM PROGRAMMER
£138.00. Program, verify, read
and check for blank, 2516, 2716,
2532, 2732, 2564, 27128, 27256.
Single Rail Eproms.
Also Eprom Eraser £55.20 incl.

PROCYON DOS

PROCYON DOS
Utilities Plus
Manual (1 Disc
for 40 Track and
80 Track) £17.25

PROTECTIVE COVERS AND CARRYING CASES

Polyester Cotton Cover. 3.97
Soft PVC Cover. 4.45
Hard Carrying Case for Computer,
Cables, Cass/Disc Drive. . . 55.20
Soft Carrying Case for Computer,
Cables, Cass/Disc Drive. . . 23.00

JOYSTICKS AND SOFTWARE

BBC Joysticks - pair. 13.00
BEEBSTICK - Fully proportional for
Computer Aided Design. . . 29.75
JOYSTICKS GRAPHICS - Draw
and Save your own Line
Diagrams. 5.75
JOYSTICK PACK 1 - Contains
"ZAP" and "ETCH A
SKETCH" 5.75
GRAPHSTICK - Computer Aided
Design for any joystick. 5.75

HARDWARE

Sound Pick-off Module (Simple to
fit). 6.95
Loudspeaker in cabinet plus cable
for above pick-off. 27.00
Loudspeaker plus Amplifier for
above pick-off (Blaster). . . . 37.50
BIG EARS Speech input for BBC
Computer 56.00
CHATTERBOX Gives your BBC
Computer unlimited
vocabulary. 56.00

ELTEC COMPUTERS
217 Manningham Lane,
BRADFORD BD8 7HH
Tel: (0274) 722512

All above prices include VAT & Carriage.

For full price lists or further details of any products send s.a.e.



► page 19

vertical and horizontal axes. This is acceptable for most diagrams, but readers who need a tilted rectangle should put an extra coordinate in the triangle routine. Also notice the routine will produce squares, simply by setting l and w to the same value. Let's look at three simple applications of the 'rect' routine; in education, to demonstrate movement, and for business use.

Teaching children about shapes

PRIMARY children's concept of shape and form needs careful direction by teachers. One particularly difficult area is in the analysis and synthesis of complex shapes from simple ones (which the next MEP Microprimer pack will examine). However, the 'rect' routine may help teachers to use the computer with work of their own.

Program 4 is an example of how the 'rect' routine can be used to build a more complex shape. Because each school will want to progress along its own lines of interest, program 4 is not interactive, and does not attempt to dictate a 'best' approach. The 'best' approach is the one which works in your school.

We can also use the rectangle routine to generate the illusion of movement. Look at program 5, which should be understandable without much explanation. Line 110 looks strange but in fact is doing the stiring job, along with line 90, of keeping the multiple rectangle display symmetrical.

The *FX19 in lines 310 and 240 cause the micro to wait until the beginning of the next screen frame. This results in smoother movement with less flickering - remove them to see how necessary they are!

```

10 REM Goggle box
20 :
30 ON ERROR GOTO 390
40 MODE2
50 :
60 REM Draw lots of multicoloured
70 REM Boxes inside one another.
80 :
90 FORX%=0 TO 512 STEP 8
100 GCOLOR,(XY/8)MOD15 +1
110 PROC_rect(X%+128,X%,(512-X%)*2,(512-X%)*2,0)
120 NEXT
130 :
140 REM Now set all boxes to black
150 :
160 FOR X%=0 TO 15
170 VDU19,X%,0,0;0;
180 NEXT
190 REPEAT
200 :
210 REM Loop through the colours
220 :
230 FORX%=15 TO 1 STEP-1
240 *FX19
250 :
260 REM Turning them on sequentially
270 :
280 VDU19,X%,1,0;0;
290 time=TIME
300 REPEAT UNTIL TIME>time
310 *FX19
320 :
330 REM and then off.
340 :
350 VDU19,X%,0,0;0;
360 NEXT
370 REM Use Esc to exit
380 UNTIL FALSE
390 MODE7:REPORT:END
    
```

Program 5. Moving graphics

```

100MODE2
110REM do sky
120GCOLOR,6
130PROC_rect(0,400,1200,624,1)
140REM do grass
150GCOLOR,2
160PROC_rect(0,0,1200,400,1)
170REM Paint wall
180GCOLOR,1
190PROC_rect(200,200,700,400,1)
200REM add bricks
210FORY=200 TO 600 STEP48
220FORX=200 TO 900 STEP32
230GCOLOR,7
240PROC_rect(X,Y,32,24,0)
250NEXT,
260FORY=224 TO 576 STEP40
270FORX=216 TO 804 STEP32
280PROC_rect(X,Y,32,24,0)
290NEXT,
300REM make door
310GCOLOR,4
320PROC_data(1)
330REM doorframe
340GCOLOR,5
350PROC_data(2)
360REM downstairs windows
370GCOLOR,2
380PROC_data(2)
390REM upstairs windows
400GCOLOR,6
410PROC_data(2)
420REM Window frames
430GCOLOR,5
440PROC_data(16)
450END
460DEFPROC_data(n)
470LOCAL I%
480FOR I%= 1 TO n
490READ a%,b%,c%,d%,e%
500PROC_rect(a%,b%,c%,d%,e%)
510NEXT
520ENDPROC
530REM door data
540DATA500,200,100,200,1
550 REM doorframe data
560DATA500,200,100,200,0
570DATA580,300,8,8,1
580REM downstairs window data
590DATA275,250,150,150,1
600DATA675,250,150,150,1
610REM Upstair window data
620DATA700,450,100,100,1
630DATA300,450,100,100,1
640REM Windowframe data
650DATA275,250,75,75,0
660DATA350,250,75,75,0
670DATA275,325,75,75,0
680DATA350,325,75,75,0
690DATA675,250,75,75,0
700DATA750,250,75,75,0
710DATA675,325,75,75,0
720DATA750,325,75,75,0
730DATA700,450,50,50,0
740DATA750,450,50,50,0
750DATA750,500,50,50,0
760DATA700,500,50,50,0
770DATA300,450,50,50,0
780DATA300,500,50,50,0
790DATA350,500,50,50,0
800DATA350,450,50,50,0
    
```

Program 4. House-building program



Figure 3. Screen form design

SURNAME		
FORENAME		
TITLE		SEX	.
ADR 1		
ADR 2		
ADR 3		
CODE	PHONE

Designing forms

THE third area which may usefully exploit the 'rect' procedure is in designing forms for data input. There are two separate parts to input via the screen as a form. The easy part is design, the more difficult part is using that form during input. Program 6 uses the 'rect' procedure to produce a screen form (figure 3). The program uses mode 4 and creates the form from rectangles, each 64 units high by 32 times the number of characters which are intended to fit into each entry box. The labels for each box plus the number of characters allowed (dots) are inserted at the correct positions by PRINT TAB statements. Readers might like to experiment to produce their own form input programs, based on this example and using a general purpose input routine.

The third of our graphics routines draws and fills circles or ellipses (program 7). The procedure requires five parameters, x,y,r1,r2 and f. The first two are coordinates of the centre of the circle. If r1 = r2, the shape is a circle of radius r1. If r1 and r2 are different, an ellipse is produced. The large value between r1 and r2 decides the major axis of the ellipse, with r1 controlling the horizontal axis and r2 the vertical. The last parameter is our usual f which may take the values 1 for filling the shape or 0 for an outline drawing. Try using the routine with program 8 which has a CB radio flavour.

```

10 MODE4
20 width=64
30 PROC_screenform
40 END
50 DEFPROC_screenform
60 PROC_rect(0,946,11*32,width,0)
70 PROC_rect(11*32,946,21*32,width,0)
80 PRINTTAB(1,1); "SURNAME "
90 PRINTTAB(12,1); "....."
100 PROC_rect(0,882,11*32,width,0)
110 PROC_rect(11*32,882,21*32,width,0)
120 PRINTTAB(1,3); "FORENAME "
130 PRINTTAB(12,3); "....."
140 PROC_rect(0,818,11*32,width,0)
150 PROC_rect(11*32,818,10*32,width,0)
160 PRINTTAB(1,5); "TITLE "
170 PRINTTAB(12,5); "....."
180 PROC_rect(21*32,818,11*32,width,0)
190 PROC_rect(30*32,818,2*32,width,0)
200 PRINTTAB(22,5); "SEX "; TAB(31,5); "."
210 PROC_rect(0,754,7*32,width,0)
220 PROC_rect(7*32,754,25*32,width,0)
230 PRINTTAB(1,7); "ADR 1"; TAB(8,7);
.....
240 PROC_rect(0,690,7*32,width,0)
250 PROC_rect(7*32,690,25*32,width,0)
260 PRINTTAB(1,9); "ADR 2"; TAB(8,9);
.....
270 PROC_rect(0,626,7*32,width,0)
280 PROC_rect(7*32,626,25*32,width,0)
290 PRINTTAB(1,11); "ADR 3"; TAB(8,11);
.....
300 PROC_rect(0,562,7*32,width,0)
310 PROC_rect(7*32,562,7*32,width,0)
320 PRINTTAB(1,13); "CODE "
; TAB(8,13); "....."
330 PROC_rect(14*32,562,11*32,width,0)
340 PROC_rect(25*32,562,7*32,width,0)
350 PRINTTAB(15,13); " PHONE ";
TAB(26,13); "....."
360 ENDPROC

```

Program 6. Screen form design

```

9300 DEFPROC_circle(x,y,r1,r2,f)
9310 LOCAL z,xx,yy
9320 MOVEx+r1,y:MOVEx+r1,y
9330 FORz=0TO 6.4STEP.2
9340 x:=x+r1*cosz:y:=r2*sinz
9350 IFF<x>1 DRAWx,y+y% ELSE
PLOT85,x,y+y%:PLOT85,x,y-y%
9360 IFF=1 AND z>3.2 z=6.4
9370 NEXT:ENDPROC

```

Program 7. Circle/ellipse routine


Program 8. Using 'crc1p' routine

```

10 MODE2:Y=600
20 GCOLOR,127
30 CLG
40 FOR X= 256 TO 768 STEP 512
50 GCOLOR,7
60 PROC_crc1p(X,Y,200,100,1)
70 GCOLOR,4
80 PROC_crc1p(X+70,Y-10,80,80,1)
90 GCOLOR,0
100 PROC_crc1p(X+70,Y-10,30,30,1)
110 NEXT
120 END

```

Cumana drives BBC Micro best!



**CUMANA DRIVES +
OWN POWER SUPPLY
= BIG PLUS FOR
BBC MICRO USERS
... JUST FOR
STARTERS**

**... PLUS NO HASSLE
12 MONTH WARRANTY**



The 'ice on the cake' is that, because the Cumana Drive has its own power supply, it can be used with many other Micros when connected via the appropriate cable. Cumana supply a Drive connecting cable which has a standard 34 way edge connector plus 34 way BBC connector in the same cable length. This allows the Cumana Drive to be connected to numerous makes of micro without the need to change connecting cable. And the Japanese manufactured disk drives are quiet and utterly dependable.

CS50A	Single sided 40 track TEAC drive in a cabinet with own power supply 100K	£199
CD50A	2 single sided 40 track TEAC drives in a cabinet with own power supply 200K	£369
CS50E	Single sided 80 Track TEAC Drive with cabinet and own power supply 200K	£265
CD50E	2 single sided 80 Track TEAC Drives in cabinet with own power supply 400K	£495
CS50F	Double sided 80 Track TEAC Drive with cabinet and own power supply 400K	£345
CD50F	2 double sided 80 Track TEAC Drives with cabinet and own power supply 800K	£619
	2 drive Cable for BBC Micro	£15
	2 drive Cable for BBC Micro plus TRS80, Video, Genie etc.	£18

UPGRADE KITS

A → B £90

CUMANA LTD

Unit 1, The Pines Trading Estate, Broad Street,
GUILDFORD, Surrey. GU3 3BH. Tel: (0483) 503121.
Telex: 859380 CUMANA.

Please add VAT to all prices

**DEALER & EDUCATIONAL ENQUIRIES WELCOME -
GENEROUS DISCOUNTS AVAILABLE**

Software for the BBC Micro

...ROMS...

Available Soon!
SEND FOR DETAILS

Beeb-calc

A ROM based spread sheet program, like Wordwise this firmware is very fast and simple to use — yet is a powerful spread sheet analysis program, considerably better than the original 'calc' program — full floating point maths. Works in 80 or 40 column screen modes, variable column widths. Works with either cassette or disk.

This ROM coupled with Wordwise can turn your micro into an ideal small business machine.

£34.00 + VAT

Debugging Program

2 machine code programs — one in ROM, one on tape. Essential for the machine code programmer. An ideal compliment to the assembler built into the BBC machine. Contains a full machine code monitor allowing examination and alteration of memory, registers, setting of break points and even single stepping through machine code programs.

ROM based £19.00 + VAT
cassette £10.00 + VAT

Disk Doctor

A ROM containing useful disk utility programs. Enables the recovery of any data off the disk including deleted files etc. The full disk editor allows the alteration of any bytes directly on the disk (or in memory), or the loading and saving of any track or sector on the disk. Automatic transfer of programs from tape to disk and visa versa.

Includes a whole host of other useful utilities — string search, function key editing, the ability to format 35, 40 & 80 track disks.

£19.00 + VAT

Printer toolkit ROM


This includes routines for high resolution screen dumps for both the EPSON and NEC printers. Will work in any graphics mode with automatic grey shading of all screen colours. The most useful feature of this program is its 'spooling' capability, this enables data such as a program listings or high res screen dumps to be automatically spooled from your disk to the printer while using your BBC machine for running other programs.

£19.00 + VAT

Quantity discounts, starting at five off.

Wordwise

THE WORD PROCESSOR FOR THE BBC MICRO



Wordwise

The word processor for the BBC machine.

This ROM based word processor has received superb reviews.

A powerful and flexible system — it's greatest strength being that it is fast, simple and very easy to use. No other existing word processor (even ROM based, costing twice as much) can compare with the flexibility of this system.

Supplied with full spiral bound manual and cassette containing an example document and free typing tutor program.

£39.00 + £1.50 p&p + VAT

Now available from stock. Quantity discounts, starting at five off.

all ROM based software requires new series 1 Operating Systems. We are now in the position to supply 1.2 ROM's for £5.00 + VAT when you buy any of the above software.

Computer Concepts

CASH OR ROYALTIES waiting for any interesting software (not just games) for the BBC Micro. The better the program the more we will pay.

Dept AC8

16, Wayside, Chipperfield,

Herts, WD4 9JJ. tel(09277) 69727





INTERACTIVE GRAPHICS AND CAD

Jim McGregor and Alan Watt analyse the GCOL statement, and show how procedures based around it can provide interactive graphics – line drawing, picking and dragging, menu selection and rotation

The GCOL statement controls the way new values are loaded into the screen memory. Either a new value (or colour) specified for a particular pixel is loaded directly into the appropriate position in the screen memory, or a logical operation is performed between the new value and the current value (figure 1). The type of logical operation is specified by the first parameter in the GCOL statement.

Using the GCOL facilities we can implement two classic graphical input techniques – 'rubber banding' and 'picking and dragging'. Both use the keyboard, but clearly the principles are the same for either a keyboard or a more convenient device such as a lightpen. Both interaction techniques can be used in picture construction and this forms a part of most CAD (computer aided design) systems which enable designers to work in two-dimensional pictures. This means for example that an electrical engineer can work with circuit diagrams and an architect with elevations or other projections of buildings, rather than just numbers.

CAD techniques are an extensive topic, and we shall only concern ourselves with picture or line-drawing generation, although it is not out of place to examine briefly how such techniques fit in. A CAD program that accepts a picture as input has to deduce certain information from it. An electrical engineer may draw a circuit diagram as input. A simple but somewhat unrealistic example serves to illustrate the point; say he inputs a series parallel resistor configuration (figure 2). From this the CAD program will have to deduce that a resistor connected in series with two resistors in parallel has a total resistance (RT):

$$RT = R1 + R2 * R3 / (R2 + R3)$$

It can then evaluate numerical calculations and output information graphically or otherwise. The CAD program will also be able to cope

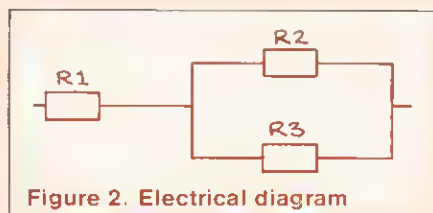
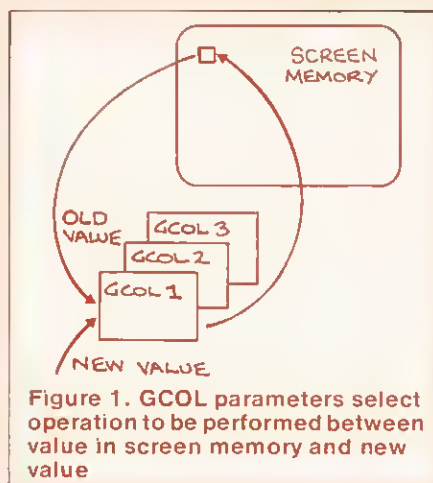
might be transfer characteristic, frequency response and so on. The computer program's view of the problem is numerical or formula based, while the engineer's view remains pictorial – a tremendous advantage in most design problems.

We now look at the front end of such CAD programs: first by looking at how we can sketch line drawings on the screen, and second at how we can pick and drag predefined sub-pictures across the screen.

Rubberband line drawing is used to build up a sketch or line drawing on the screen, using line segments whose length and direction are controlled from the keyboard. Program 1 starts off by drawing an arbitrary line from (0,0) to (640,512). By using keys R, L, U, and D (right, left, up and down) as direction indicators we can move the end point of the line anywhere we want. Key F can be used to 'fix' the end point of the line. In the program 'xs' and 'ys' always represent the start position of the line currently being drawn and 'x' and 'y' represent the position of the end of the line being moved. The program consists of a REPEAT loop that processes commands until the O (quit) is pressed.

PROCprocesscommand first checks for a valid key. If 'F' has been pressed, the line being operated on is fixed and the coordinates are set for a new line. Otherwise PROCdrawordelete is used to delete the current line in preparation for redrawing it in a new position. One of the coordinates x, y is updated if one of the movement keys (L, R, U, D) has been pressed. PROCprocesscommand terminates by drawing a line to the position now specified by the xy coordinates. A drawing sequence is shown in figure 3.

The critical statement in the program is GCOL 3, 1 (exclusive OR). This means lines can be moved over existing lines without



with alterations to the diagram. In the same way, an architect may sketch in elevations of a house and ask for costing, insulation or sunlight calculations.

Returning to the case of an electronic circuit diagram, this would be built up using picking and dragging. In this technique a user is presented with a menu of objects from which he can pick a particular object and 'drag' it anywhere on the screen. Other operations that might be available on objects are magnification and rotation. Again in the case of an electrical circuit diagram, as well as the picture-drawing modules there will be procedures to keep track of the spatial relationships between components. The CAD program can then build up a formula reflecting some required attribute or behaviour of the circuit. This

```

10  MODE 4
20  xs = 0 : ys = 0
30  x = 640 : y = 512
40  GCOL 3, 1
50  PROCdrawordelete
60  REPEAT
70    command$ = GET$
80    PROCprocesscommand
90  UNTIL command$ = "Q"
100 MODE 7 : END

110 DEF PROCprocesscommand
120   IF INSTR("FLRUD",command$) = 0 THEN ENDPROC
130   IF command$ = "F" THEN PROCfix
        ELSE PROCdrawordelete
140   IF command$ = "L" THEN x = x - 5
150   IF command$ = "R" THEN x = x + 5
160   IF command$ = "U" THEN y = y + 5
170   IF command$ = "D" THEN y = y - 5
180   PROCdrawordelete
190 ENDPROC

200 DEF PROCdrawordelete
210   MOVE xs, ys : DRAW x, y
220 ENDPROC

230 DEF PROCfix
240   REM Permanent draw to fill in gaps where
250   REM moving line crosses existing lines.
260   GCOL 0,1 : PROCdrawordelete
270   GCOL 3,1
280   xs = x : ys = y
290   x = 640 : y = 512
300 ENDPROC

```

Program 1. Rubberband program without extensions

```

15  lineoff = FALSE
16  hcursor = FALSE : vcursor = FALSE
17  printmeasure = FALSE

120  IF INSTR("FLRUDOHVM",command$) = 0 THEN ENDPROC

171  IF command$ = "O" THEN lineoff = NOT(lineoff)
175  IF command$ = "H" THEN hcursor = NOT(hcursor)
176  IF command$ = "V" THEN vcursor = NOT(vcursor)
177  IF command$ = "M" THEN printmeasure =
    NOT(printmeasure)
178  IF printmeasure THEN PROCmeasure ELSE
    PRINT TAB(3,3);"

200  DEF PROCdrawordelete
204    PROCcheckcursors
205    IF lineoff THEN ENDPROC
210    MOVE xs, ys : DRAW x, y
220  ENDPROC

310  DEF PROCcheckcursors
320    IF hcursor THEN MOVE x-500, y: DRAW x+1000, y:
    MOVE x, y
330    IF vcursor THEN MOVE x, y-500: DRAW x, y+1000:
    MOVE x, y
340  ENDPROC


350  DEF PROCmeasure
360    PRINT TAB(3,3), ABS(xs-x)
370  ENDPROC

```

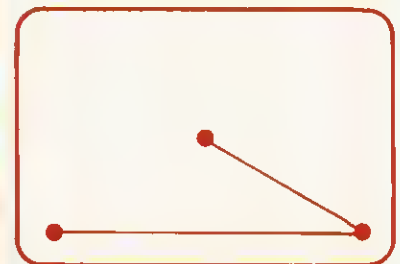
Extensions to program 1



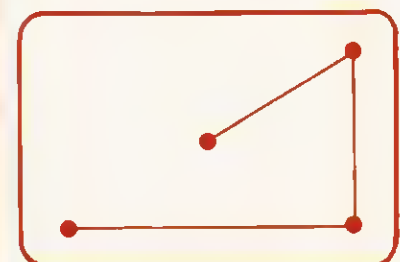
Start arbitrary line drawn from (0, 0) to (640, 512)




Line can be moved anywhere from (640, 512)



Key F depressed. First line fixed. Arbitrary line drawn to (640,512)



This line can be moved and key F depressed again



Thus any shape can be built up

Figure 3. Drawing sequence using first version of program 1

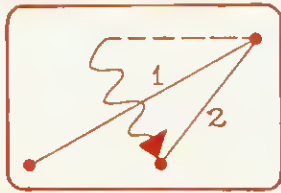


Figure 4. Lines can safely move over existing ones using GCOL 3

permanently wiping part of them out, as would be the case otherwise. Normally, to delete an object we would replot the object in the background colour but this would wipe out intersecting parts of existing lines. Using the above method, an existing line disappears only momentarily while the current moving line passes over it (figure 4). Thus line segment 2 can be swept over existing line segment 1 without rubbing it out. This can be explained by reference to table 1. You can see from the bottom row of the table that plotting a 1 on top of a 1 in the first draw results in a zero that is restored to a 1 by the second draw. The top row of the table gives the effect of a normal draw and erase function. The second draw thus erases or undraws, at the same time restoring any holes in existing lines made by the first draw. (See if you can work out why the behaviour is unaltered if GCOL 3 is replaced by GCOL 4.)

As it stands the program is slightly impractical - figures are constructed without the 'pen being lifted off the paper'. That is to say after a line is fixed it is assumed another line is required. This may not be the case and the easiest way to incorporate line off/line on is to have another key controlling this option:

```
171 IF command$ = "O" THEN
    lineoff = NOT(lineoff)
```

This IF statement sets up a push on/push off key - a mechanism we shall use again. If the variable 'lineoff' is originally set to false then pressing the appropriate key will set it to true. PROCdrawordelete can then be:

```
200 DEF PROCdrawordelete
205 IF lineoff THEN
    ENDPROC
210 MOVE xs, ys : DRAW x, y
220 ENDPROC
```

which prevents the drawing action if the line is switched off. Now, for

example, to construct two isolated rectangles we would use a sequence similar to that shown in figure 5.

There are two useful elaborations to make to the rubberband line drawing program. First, we can include a horizontal and vertical cursor line to enable us to line up different parts of a drawing. This simply adds another two selections to PROCprocesscommand. These would be:

```
175 IF command$ = "H"
    THEN hcursor = NOT(hcursor)
176 IF command$ = "V"
    THEN vcursor = NOT(vcursor)
```

This means the H and V key functions are push on/push off keys as we used above to switch a line off. PROCdrawordelete can now be further elaborated to check if cursors have to be drawn (program 1, lines 200-340).

Figure 6 shows the cursor being used in the course of a construction.

Another useful aid is a length measuring device. Consider for example measuring the current x projection of the line. This could be accomplished by:


```
177 IF command$ = "M"
    THEN printmeasure = NOT
        (printmeasure)
178 IF printmeasure THEN
    PROCmeasure ELSE PRINT
    TAB(3,3);" "
```

```
350 DEF PROCmeasure
360 PRINT TAB(3, 3),
    ABS(xs-x)
370 ENDPROC
```

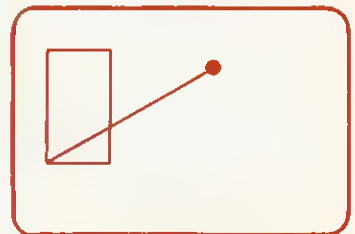
Note the string on line 120 must now be changed to 'FLRUDOHVM' and that as the program stands the cursors must be switched off before fixing. If the measure option is switched on then PROCmeasure is obeyed and prints, using TAB, the current x projection of a line. In

First Draw			Second Draw		
old	plotting	new	old	plotting	new
0	1	1	1	1	0
1	1	0	0	1	1

Table 1. Cumulative effects of draw with GCOL 3



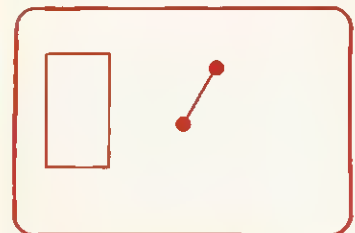
Draw the first rectangle



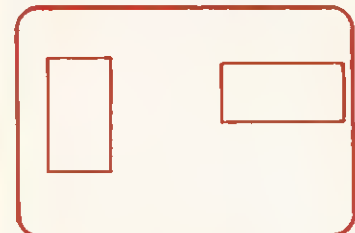
Draw a line to the start of the second



Switch off this line (press O)



Fix the invisible line and press O




Draw the new rectangle

Figure 5. Drawing sequence using improved structure

THE PROGRAM THAT'S LEAPS AHEAD OF ALL THE REST...

THE FROG



©1983

STOP PRESS. NOW IN STOCK! "SHAPE GENERATOR" FOR BBC MICRO.
 Allows you to design and redesign full colour graphics and shapes in enlarged form then reduced to normal size in programs! Ideal for development of software! Useful utility program for BBC Micro owners! £11.50

FROM
SOFTWARE FOR ALL
"Programs for the people"

THE MOST FANTASTIC ACTION GAME FOR THE BBC MICRO!

FAST ARCADE PLAY!
 MODE 2 COLOUR GRAPHICS AT ITS BEST!
 FIVE TUNES!
 INCREDIBLY ADDICTIVE!

AVAILABLE NOW AT YOUR SOFTWARE FOR ALL DEALER

ONLY £8.95

SEE IT NOW AT YOUR NEAREST SOFTWARE FOR ALL DEALER!

- | | | | |
|--|--|--|---|
| <p>AB & C COMPUTERS
 11 Brockstone Road
 St Austell
 Cornwall PL25 3QW</p> <p>ANGLIA COMPUTER CENTRE
 88 St Benedicts Street
 Norwich, Norfolk NR2 4AB</p> <p>A & D COMPUTERS
 143A Fore Street
 Exeter, Devon</p> <p>BLADEN COMPUTER SYSTEMS
 22 Glynn Street, Farnworth
 Lancashire BL4 7DY</p> <p>BRAINWAVE LTD
 24 Crown Street
 Ipswich, Suffolk</p> <p>BRIDLINGTON COMP CENTRE
 46 Market Place, Old Town
 Bridlington YO16 4QL</p> <p>J W BAGNALL LTD
 18 Salter Street
 Sialford ST16 2JU</p> <p>BINDERMAN LTD
 12C Manor Road
 London N16 5SA</p> <p>CARLTON COMPUTERS LTD
 4 Swanstons Road
 Great Yarmouth
 Norfolk NR30 3ND</p> <p>CASTLEHURST LTD
 1291 High Road
 London N20</p> | <p>COMPUTER PLUS
 47 Queens Road
 Walford, Herts W01 2LH</p> <p>COMPUTERS FOR ALL
 72 North Street
 Romford, Essex RM1 0AA</p> <p>COMPUTERIST
 642 London Road
 Westcliff-on-Sea, Essex</p> <p>COMP-LEASE
 121 Queensway, Alsager
 Cheshire ST7 2SP</p> <p>DIGITAL FANTASIA
 24 Norbreck Road
 Norbreck, Blackpool FY5 1RP</p> <p>EMPRISE LTD
 58 East Street
 Colchester
 Essex CO1 2TQ</p> <p>ESSEX COMPUTER CENTRE LTD
 150 Moulsham Street
 Chelmsford, Essex</p> <p>FALSOFT COMPUTERS
 8 St Georges Arcade
 Falmouth, Cornwall</p> <p>FAREHAM COMPUTER CENTRE
 56 High Street, Fareham
 Hants PO16 7BG</p> <p>GALAXY VIDEO LTD
 60 High Street
 Maidstone, Kent</p> <p>GAMER
 24 Gloucester Road
 Brighton BN1 4AQ</p> | <p>GAMES WORKSHOP
 Unit 37
 Birmingham Shopping Centre
 Birmingham B2</p> <p>GRAVESEND HOME COMPUTERS
 39 The Terrace
 Gravesend, Kent</p> <p>KANDYS
 40 High Street
 Huntingdon
 Cambridgeshire PE18 6AQ</p> <p>MANSFIELD COMPUTERS
 79 Racliffe Gate
 Mansfield
 Notts NG18 2JB</p> <p>MICROSTYLE
 29 Belvedere
 Lansdowne Road, Bath</p> <p>MICROWARE
 5 St Peters Lane
 Leicester</p> <p>MODEL PLUS
 55A West Street, Boston
 Lincolnshire PE12 8QN</p> <p>NORTHERN COMPUTERS
 Churchfield Road
 Frodsham, Cheshire</p> <p>OFF RECORDS
 Computer House
 58 Ballersea Rise
 Clapham Junction, London</p> <p>RMK ELECTRONICS LTD
 Hinton House, Station Road
 New Milton, Hants BH23 6HZ</p> | <p>RAM ELECTRONICS (FLEET)
 106 Fleet Road, Fleet
 Hants GU13 8PA</p> <p>RDS ELECTRICAL LTD
 157-161 Kingston Road
 Portsmouth, Hants PO2 7EF</p> <p>RITCHIE ELECTRONIC
 31 North Parade
 Bradford, West Yorkshire</p> <p>STORKROSE LTD
 44 Shroton Street
 London NW1</p> <p>SUPERIOR SYSTEMS LTD
 178 West Street, Sheffield
 South Yorkshire S1 4ET</p> <p>SOUND ON SOUND
 64 Lawton Street
 Congleton, Cheshire CW12 1RS</p> <p>STATACOM LTD
 234 High Street
 Sutton, Surrey</p> <p>TECHNOMATIC LTD
 17 Burnley Road
 London NW10</p> <p>TOMORROWS WORLD
 Esplanade, Lerwick
 Shetland Isles</p> <p>THE VIDEO PALACE
 62 Kensington High St
 London W8</p> <p>WATFORD ELECTRONICS
 33/35 Cardiff Road
 Watford, Herts W01 8ED</p> <p>YORKSHIRE MICROCOMPUTERS
 28 Ramshill Road, Scarborough
 North Yorkshire YO11 2QF</p> |
|--|--|--|---|



Figure 6.




Figure 7.



Figure 8.




figure 7 the hangers on the suspension bridge were accurately positioned using this.

We have already mentioned picking and dragging so let's jump straight into it. In program 2 we have set up a menu of objects in the right-hand side of the screen. An object is selected by typing 1, 2 or 3. In practice, if we were using this technique frequently, an object would be selected from the menu by pointing a lightpen at it. When an object is selected it is dragged into position and fixed as before. Instead of dragging a line we are now dragging a complete object. The program to drag an object is identical to the rubberband program (which drags the end of a line) except every occurrence of PROCdrawordelete is replaced by PROCdrawordelete(selection\$). This procedure selects one out of the three drawing procedures (resistor, capacitor, diode) and the selected object is drawn at a position under control of the directional keys. Figure 8 shows the screen during execution of the program.

Other common facilities in picking and dragging programs are magnification and rotation. For example, the above dragging program, another key option could be M for magnify and T (turn) for rotation. The structural alterations now required in the program are significant. In particular we have to change the way in which we store shape information. Currently this information is embedded in the drawing procedures as parameters of the PLOT 1 statement. The most convenient scheme is to store the current displacement coordinate values for an object in an array. These displacements will of course change as a function of the angle of rotation. Initially we could set up

```

10  MODE 0
20  PROCdrawmenu
30  GCOL 3,1
40  PROCpick
50  REPEAT
60    x = 500: y = 500 : PROCdrawordelete(selection$)
70  REPEAT
80    command$ = GET$
90    PROCprocesscommand(command$)
100   UNTIL command$ = "F"
110   PROCpick
120   UNTIL selection$ = "Q"
130  END

140  DEF PROCdrawmenu
150    MOVE 900, 0: DRAW 900, 1000
160    PROCdrawresistor(1000,600)
170    PROCdrawcapacitor(1000,400)
180    PROCdrawdiode(1000,200)
190    PRINT TAB(60,12);"1";TAB(60,18);"2";TAB(60,24);"3"
200  ENDPROC

210  DEF PROCpick
220    PRINT TAB(0,0); "Pick, (1/2/3)";
230    selection$ = GET$
240    PRINT TAB(0,0); "      ";
250  ENDPROC

260  DEF PROCprocesscommand(c$)
270    IF INSTR("FLRUD", c$) = 0 THEN ENDPROC
280    IF c$ = "F" THEN PROCfix: ENDPROC: ELSE
      PROCdrawordelete(selection$)
290    IF c$ = "L" THEN x = x - 5
300    IF c$ = "R" THEN x = x + 5
310    IF c$ = "U" THEN y = y + 5
320    IF c$ = "D" THEN y = y - 5
330    PROCdrawordelete(selection$)
340  ENDPROC

350  DEF PROCfix
360    GCOL 0,1 : PROCdrawordelete(selection$)
370    GCOL 3, 1
380  ENDPROC

390  DEF PROCdrawordelete(s$)
400    IF s$ = "1" THEN PROCdrawresistor(x, y)
410    IF s$ = "2" THEN PROCdrawcapacitor(x, y)
420    IF s$ = "3" THEN PROCdrawdiode(x, y)
430  ENDPROC

440  DEF PROCdrawresistor(x, y)
450    MOVE x,y: PLOT 1, 30, 0
460    PLOT 1, 0, 10: PLOT 1, 60, 0
470    PLOT 1, 0,-20: PLOT 1,-60, 0
480    PLOT 1, 0, 10: PLOT 0, 60, 0
490    PLOT 1, 30, 0
500  ENDPROC

510  DEF PROCdrawcapacitor(x, y)
520    MOVE x, y: PLOT 1, 30, 0
530    PLOT 0, 0,-30: PLOT 1, 0, 60
540    PLOT 0, 20, 0: PLOT 1, 0,-60
550    PLOT 0, 0, 30: PLOT 1, 30, 0
560  ENDPROC

570  DEF PROCdrawdiode(x, y)
580    MOVE x, y: PLOT 1, 30, 0
590    PLOT 0, 0,-25: PLOT 1, 0, 50
600    PLOT 1,25,-25: PLOT 1,-25,-25
610    PLOT 0,25, 25: PLOT 1, 30, 0
620  ENDPROC

```

Program 2. Picking and dragging

an array for a square, for example, as:

```
squarex(1) 100 squarey(1) 0
        (2) 0          (2) 100
        (3) -100       (3) 0
```

To draw the square in any (dragged) position from x,y we need PROCdrawsquare (program 3). This is the same scheme as we have in the component drawing procedures (above) except that we are now storing the displacements in an array.

Now, pressing T would make the object rotate by a predetermined angular increment of, say, 10 degrees by altering the relative displacements. To do this we simply use a standard two-dimensional rotation transform. The procedure that services the rotation command is PROCrotate (program 4). Each time the key is depressed new displacements are calculated from the previous one. Note the figure is stationary while it is being rotated, it cannot be rotated using this structure and dragged at the same time.


```
440 DEF PROCdrawsquare(x, y)
450 MOVE x, y
460 FOR i = 1 TO 3
470 PLOT 1, x(i), y(i)
480 NEXT i
490 DRAW x, y
500 ENDPROC
```

Program 3. Example procedure

```
510 DEF PROCrotate
520 sintheta = SIN(RAD(10))
530 costheta = COS(RAD(10))
540 FOR i = 1 TO 3
550 x = x(i) : y = y(i)
560 x(i) = x*costheta + y*sintheta
570 y(i) = -x*sintheta + y*costheta
580 NEXT i
590 ENDPROC
```

Program 4. Rotation procedure

MICROAGE ELECTRONICS BIG value in small printers



The Incredible Seiksha AP80

The AP80 is probably the world's LOWEST COST, compact 80-column graphic dot-matrix printer available.

It can produce single and double width characters and has the ability to produce any pattern through its dot-matrix capability.

The AP80's robust construction and its unique "unihammer" make it an extremely cost effective and efficient printer.

Its features include

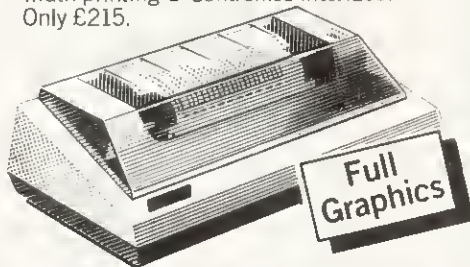
80 Cols 30 cps ● Dot Matrix Unihammer action ● 96 ASCII standard characters ● Up to 8" paper width ● Upper and lower case ● Double width printing ● Standard interface: Centronics

The Amazing Seiksha AP100

Big brother to the AP80 the AP100 is a wider more sophisticated version of the AP80 with a full graphics capability and the ability to take standard width computer stationery, the AP100 is an ideal choice for anyone with a microcomputer.

Its features include:

80 cols 30 cps ● Dot Matrix Unihammer action ● 116 ASCII standard characters ● Full graphics capability ● Up to 10" paper width ● Upper and lower case ● Double width printing ● Centronics interface: Only £215.



Official Orders Accepted

At Microage you can now get the very best value in microcomputer printers. We've selected only the best printers available so you can choose confidently, knowing you're getting the best value for money.

Free Cable + paper
with printers

Accessories

Seiksha GP-80 Ink Ribbon £4.75 (75p p+p)
Seiksha GP-100 Ink Ribbon £5.75 (75p p+p)
Dust and sound Cover £3.95 (75p p+p)

Please Rush me details of all Printers.

Name _____

Address _____

The computer I shall be using it with is: _____

AU 6

MICROAGE ELECTRONICS

135 HALE LANE EDGWARE MIDDLESEX HA8 9QP TEL: 01-959 7119 TELEX 881 3241

Open Mon - Sat 9.15 am - 6.00 pm, Thurs 9.15 am - 1.00 pm.

DEALER ENQUIRIES WELCOME
CALL 01-959 7119
FOR TRADE PRICES

GARLAND COMPUTING

LEARNING SCIENCE WITH THE BBC MICROCOMPUTER

We are specialists in the development of top-quality software produced by professional teachers. With an unrivalled reputation in the field of Biology education, we are pleased to add the first Physics programs to our growing list of software for schools and colleges.

BIOLOGY

Action of the Heart	£11.00
Female Reproductive Cycle.....	£12.00
Blood Circulation Maze.....	£9.00
Dieting	£9.00
Kidney Structure and Function	£12.00
Human Blood Groups	£15.00
Inheritance (four programs).....	£30.00
Genetic Code/Mutation.....	£15.00
DNA Structure and Replication.....	£15.00
Mitosis	£9.00
Seed Germination	£16.00
Water Relations of Plant Cells.....	£15.00
Glycolysis/TCA Cycle.....	£15.50
Littoral Zonation.....	£16.50
Gore Point (Ecology)	£16.50

PHYSICS

Circuits-Switches.....	£11.00
Circuits-Diodes.....	£11.00

All prices inclusive of VAT. Please send for full details.

GARLAND COMPUTING

35 Dean Hill, Plymouth PL9 9AF, Devon

the educational specialists

UP TO 30% ROYALTIES

*paid for high quality original software
BBC, SPECTRUM, DRAGON 32,
PET RML380Z
Games and Educational programs*

WANTED URGENTLY



SILVERLIND LTD

156 Newton Road, Burton-on-Trent
Staffs DE15 0TR

BBC Spectrum nascom

GIANT ADVENTURE GAMES

1) COLOSSAL ADVENTURE: The classic mainframe game "Adventure" with all the original treasures & creatures + 70 extra rooms.

2) ADVENTURE QUEST: Through forest, desert, mountains, caves, water, fire, moonland and swamp on an epic quest vs tyranny.

3) DUNGEON ADVENTURE: The vast dungeons of the Demon Lord have survived His fall. Can you get to their treasures first?

Every Level 9 adventure has over 200 individually described locations and is packed with puzzles - a game can easily take months to complete. Only sophisticated compression techniques can squeeze so much in! Each game needs 32K and costs £9.90

BBC FORTH, FORTH TOOLKIT

"r q FORTH" runs on 16K or 32K BBC micros and costs £15. It

- * follows the FORTH-79 STANDARD and has fig-FORTH facilities;
- * provides 260 FORTH words;
- * is infinitely extensible;
- * has a full-screen editor;
- * allows full use of the M.O.S.;
- * permits use of all graphic modes, even 0-2 (just!);
- * provides recursion easily;
- * runs faster than BBC BASIC;
- * needs no added hardware;
- * includes a 70 page technical manual and a summary card;

Level 9 Computing are pleased to announce a new toolkit for "r q FORTH" on 32K BBC micros. It costs only £10 and adds the following facilities to FORTH.

- * a 6502 assembler, providing machine-code within FORTH;
- * turtle graphics, giving you easy-to-use colour graphics;
- * decompiler routines, allowing the versatile examination of your compiled FORTH Programs;
- * the full double-number set;
- * an example FORTH program; and demonstrations of graphics;
- * other useful routines.

nascom

Extension Basic £15/£30 ROM

Adds 30 new keywords to BASIC

Compression Assembler 2 £12
Small Source + high speed

Asteroids m/c.g £7.90

Galaxy Invaders m/c.g £5.90

Missile Defence m/c.g £7.90

Super Gulp eb.g £4.90

5-games cassette misc £5.90
(FULL RANGE IN CATALOGUE)

ALL PRICES INCLUDE P & P AND VAT. All programs are in stock and will be sent within 2 days of receipt. Please send order or SAE for catalogue, describing your micro, to:

LEVEL 9 COMPUTING

Dept A, 229 Hughenden Road, High Wycombe, Bucks. HP13 5PG

GARLAND COMPUTING

Learning Maths with the BBC Microcomputer

As specialists in the development of top-quality software produced by professional teachers, we are pleased to announce a collection of programs for junior level maths (age 9-12). Animations and simple games help children learn the principles of mathematics.

JM1 ANGLES—five programs showing how angles are formed and named.

JM2 DIRECTED NUMBERS—three programs to help children understand positive and negative numbers.

JM3 FRACTIONS—four programs to help with fractions.

JM4 CO-ORDINATES AND LINES—five programs introduce the concept of co-ordinates and equations of lines.

JM5 SYMMETRY—five programs which develop concepts of axis and order of symmetry.

JM6 MOTION GEOMETRY—three programs which introduce motion geometry—reflections, rotations, translations and enlargements.

Each cassette—£7.00 (inc VAT and P&P). Set of six cassettes (or 40-column disk)—£30.00 (inc.)

GARLAND COMPUTING

35 DEAN HILL

PLYMOUTH PL9 9AF, DEVON

the educational specialists

HOW TO HANDLE INTERRUPTS

Interrupts allow external devices such as alarms, temperature sensors, timers etc, to demand immediate attention from the computer's microprocessor. They force it to abandon its current task and initiate a completely separate program call an *interrupt routine*. The concept of an interrupt is similar in some respects to a subroutine call. In both cases program flow is diverted to a separate program (a subroutine or an interrupt routine) which is then executed before control returns to the main program. However, there are some important differences. Subroutines are called at specific positions in the main program using a JSR (Jump to SubRoutine, see January issue) instruction. In contrast an interrupt routine can occur at any time, initiated by an external device sending a signal to one of the microprocessor's interrupt pins.

The 6502 microprocessor in the BBC micro has two input pins to detect interrupts:

- NMI** (Non Maskable Interrupt). This input is 'edge sensitive', and only initiates an interrupt routine when it detects a *high* to *low* transition.
- IRQ** (Interrupt ReQuest). A level sensitive input, active at logic zero.

As the name implies, the non maskable interrupt has a higher priority than IRQ. Further important differences between these two will be discussed later.

The operating system of the BBC micro makes extensive use of interrupts (figure 1). Both the floppy disc system and the Econet network use non maskable interrupts. Software to handle these interrupts is provided in special RQM chips issued with each system. The *User Guide* suggests NMIs should be avoided by the user and left only for the machine's use. Interrupt request (IRQ) is also used by the operating system with the microprocessor receiving interrupt signals generated by two on board chips - the 6522 VIA (versatile interface adaptor) and 6850 ACIA.

The system 6522 VIA (&FE40-&FE4F) provides periodic interrupts

John Ferguson and Tony Shaw explain what interrupts are and how they work, with examples

from one of its internal timers, updating the real time clock.

The 6850 ACIA serial interface chip can be programmed to generate IRQ interrupts whenever a serial character is received at the RS423 port.

Whenever a key is pressed a signal initiates an interrupt using the system VIA. The interrupt routine decodes which key has been pressed, evaluates its ASCII code, and places it in the input buffer.

The simple routine below illustrates how the operating system is still active capturing depressed keys even when running a Basic program:

10 FQR N = 0 TQ 30000 : NEXT

While the program is running, type LIST and press Return. The characters will not appear on the screen and you might think it has not received your command - but it has! The characters have been captured and stored in an input buffer using an interrupt routine. Once the program above finishes the command LIST will appear and be performed.

Finally, the analogue to digital converter (ADC) uses the system VIA to pass its 'end of conversion' signal to the microprocessor's IRQ input. New samples are taken approximately every 10 milliseconds with an interrupt routine updating a table of results for each of the four input channels.

Because the machine is continually generating interrupts, great care is needed with any routine where execution time is important, ie any 'real time' programming. For example, a common method for producing a time delay is to use a simple program loop. If interrupts occur during the loop the overall execution time is increased by including the interrupt routine.

Although the machine operating

```

10 REM USING INTERRUPTS TO INITIATE
20 REM A PERIODIC "EVENT"
30 REM (FOR OP. SYSTEMS>=1.0)
40 REM USE KEY 9 TO START
50 *KEY9"CALL80D65 |M"
60 OSASCI=&FFE3
70 OSWORD=&FFF1
80 OSBYTE=&FFF4
90 EVNTV=80220:REM EVENT INTERRUPT VECTORS
100 message=80DD1
110 REM SET UP TIME CONSTANT FOR INTERRUPT
120 constant=message+50
130 !constant=&FFFFFFF:?(constant+4)=&FF
140 REM INSERT MESSAGE (UP TO 49 CHARACTERS)
150 $message="TIME TO TAKE THE DOG A WALK"
160 FOR PASS=0 TO 3 STEP 3
170   PX=message+100
180   EOPT PASS
190   .START LDA #EVENT MOD 256   \POINT TO EVENT
200         STA EVNTV             \HANDLING ROUTINE
210         LDA #EVENT DIV 256
220         STA EVNTV+1
230         LDA #14:LDX #5        \SAME AS *FX14,5
240         JSR OSBYTE           \ENABLES TIMER EVENT
250         .SETUP LDA #4         \SELECT TIMER
260         LDX #constant MOD 256 \POINT TO TIME CONSTANT
270         LDY #constant DIV 256
280         JSR OSWORD           \START TIMER
290         RTS
300         .EVENT PHA:TXA:PHA:TYA:PHA:PHP \SAVE REGISTERS
310              JSR MESS        \DISPLAY MESSAGE
320              JSR SETUP      \RESTART TIMER
330              PLA:TAY:PLA:TAX:PLA:PLP \RESTORE REGISTERS
340              RTS
350         .MESS LDA #7:JSR OSASCI \BLEEP
360              LDX #0
370         .AGAIN LDA message,X   \GET CHARACTER
380              JSR OSASCI       \OUTPUT
390              INX              \NEXT CHARACTER
400              CMP #80D         \WAS IT A C-RETURN
410              BNE AGAIN       \IF NOT BACK FOR MORE
420              RTS             \MESSAGE COMPLETE
430         J
440     NEXT PASS
450 END

```

Program 1. Using the interval timer to initiate an 'event'

system makes extensive use of IRO interrupts, the user can easily add interrupt handling routines. In theory, this should be possible with any of the machine operating systems, but it has not been documented for release 0.1. The remainder of this article deals only with the interrupt handling facilities offered from release 1.0 onwards. Also, page D locations are used by the disc operating system and the BRK handling routine should be placed elsewhere if your machine has discs. The contents of &202 and &203 should be altered to point to the new home of the BRK handling routine.

To simplify interrupt handling the BBC micro's operating system contains some ready made interrupt software that can be used to handle interrupts generated as the result of an 'event' within the machine. A typical event would be a pressed key, or completion of a task by the ADC. The complete list of events is: input buffer empty; input buffer full; depressed key on keyboard; start of TV field pulse; 'timeout' condition on interval timer; escape condition detected.

The user may decide to detect a particular event or ignore it. Figure 2 gives the list of *FX14 commands used to enable events and the corresponding *FX13 commands that disable events. (See *Acorn User*, May issue.)

When an event is detected the operating system can be diverted to the user's own event handling routine. Two vectors, EVNTV and EVNTV+1 (&0220 and &0221), are used to point to the start of the event handling routine. (This routine must terminate with an RTS instruction to return control to the main program.) The *User Guide* suggests the routine should last no longer than one millisecond and should preserve the processor registers.

Program 1 shows an example using the interval timer to initiate an event every five seconds. The timer is configured using an OSWORD call with the accumulator equal to 4 (figure 3). The X and Y registers are set up to act as pointers to the starting location of a five-byte time constant that is loaded into the timer. The timer increments by one every 1/100th of a second and initiates an event when it reaches

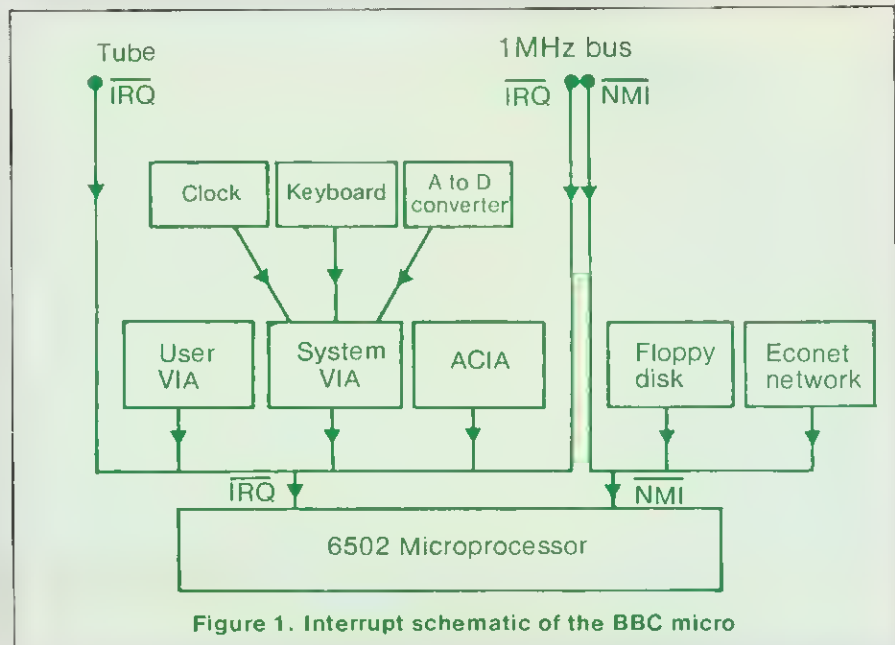


Figure 1. Interrupt schematic of the BBC micro

Disable	Enable	Event
*FX13,0	*FX14,0	Output buffer empty
*FX13,1	*FX14,1	Input buffer full
*FX13,2	*FX14,2	Character entering input buffer
*FX13,3	*FX14,3	ADC conversion complete
*FX13,4	*FX14,4	Start of vertical sync.
*FX13,5	*FX14,5	Interval timer crossing zero
*FX13,6	*FX14,6	Escape pressed

Figure 2. *FX commands used to enable and disable events

A = SUMMARY OF FUNCTION

0	Read a line from the current input stream to memory
1	Read the elapsed-time clock
2	Write the elapsed-time clock
3	Read internal timer
4	Write internal timer
5	Read a byte in the input/output processor memory
6	Write a byte in the input/output processor memory
7	Generate a sound
B	Define an envelope for use with the sound statement
9	Read pixel colour at screen position X,Y
A	Read dot pattern of a specific displayable character
B	Read the palette value for a given logical colour

Note: All OSWORD calls use a parameter block somewhere in memory. On entry X(LSB) and Y(MSB) are used as pointers to the START of the block.

Example

A = 3 means 'read interval timer'.

The interval timer is incremented every 1/100 of a second.

The time interval is stored in 5 bytes pointed to by X and Y.

A = 4 means 'write interval timer'.

On entry X and Y point to the 5 locations containing the new time constant.

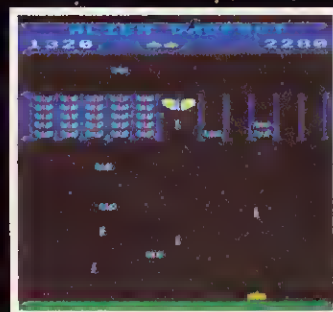
Figure 3. System OSWORD call summary

SPECIAL OFFER!
Deduct £1 per cassette or disc when ordering 2 or more.

THE BEST BBC MICRO SOFTWARE

PRODUCED BY AN INDEPENDENT SOFTWARE HOUSE
— TOP QUALITY MACHINE-CODE PROGRAMS —

BBC




CENTIPEDE (32K) £7.95 Cassette
Incredible arcade type game featuring mushrooms, analls, fliae, spiders and the cantipadas of course. Excellent graphics and sound. 6 skill levels, hi-score, rankings, bonuses, and increasing difficulty as the spiders become mora activa and the number of mushrooms increases.
"Visually this game compares well with the arcade version, being colourful and clear."

FROGGER (32K) £7.95 Cassette
Not just another version of Frogger... this is the proper high-quality version that you've been waiting for. Graphically brilliant, with gaping-mouthed crocodilas, diving turtles, and frogs that flax their legs as they jump along. Increasing difficulty, hi-score, responsive controls, sound affects, flias and bonus frogs.
●●● NEW RELEASE ●●●

ROAD RUNNER (32K) £7.95 Cassette
The only full feature machine-code version of the arcade game available for the B.B.C. micro. Features include: scrolling scraan, radar display, check-point flags, fuel gauge, smoke screams, 6 skill levels, rankings, increasing difficulty, and sound affects.
Suitable for use with keyboard or joysticks.
●●● NEW RELEASE ●●●

ALIEN DROPOUT (32K) £7.95 Cassette
Based upon the arcade game of ZYGON, but our version improves upon the original arcade game itself. You have to shoot the aliens out of their "boxes" before the "boxes" fill up. Once full, the aliens fly down relentlessly, exploding as they hit the ground. Suitable for use with keyboard or joysticks.
"Do not be fooled by their placid appearance - these moths are out to get more than the clothes in your wardrobe." ... YOUR COMPUTER

... YOUR COMPUTER



SPACE FIGHTER (32K) £7.95 Cassette
Arcade-style game based upon features from DEFENDER and SCRAMBLE. 5 types of menacing alien fire at you and may attempt to ram you. Separate attack phases, fuel dumps, repeating laser cannon, asteroids, smart bombs, hi-score, rankings, 6 skill levels, sound effects.
"A thoroughly enjoyable program, well worth the money..."
... HOME COMPUTING WEEKLY.

GALAXIANS (32K) £7.95 Cassette
Fast action version of the popular arcade game. 4 types of Galaxian (in 3 initial screen formations) swoop down individually or in groups of two or three. 6 skill levels, high score, rankings, bonus lesar bases and increasing difficulty. Superb sound effects and graphics.
"Both... are well-produced, with colourful graphics, responsive controls and the usual bunch of extra-terrestrials." ... YOUR COMPUTER

INVADERS (32K) £7.95 Cassette
Suparb version of the old classic arcade game, including a few axtras. 48 marching Invaders drop bombs that erode your defences, and two types of spaceship fly over releasing large bombs that penetrate through your defences. Increasing difficulty, high score, superb graphics and sound.

FRUIT MACHINE (32K) £7.95 Cassette
Probably the best fruit machina implementation on the market. This program has it all... HOLD, NUDGE, GAMBLE, spinning reels, realistic fruits and sound affects, multipla winning lines. This is THE fruit machine program to buy.
"The graphics are very good and with a little imagination you might be able to convince yourself you are in Las Vegas."
... YOUR COMPUTER

DEALERS . . . DEALERS . . . DEALERS . . . DEALERS . . . DEALERS . . .

All our programs are available at all good dealers including:-
ELTEC COMPUTERS, 217, Manningham Lana, Bradford.
BUCON LIMITED, 1B Mansel Street, Swansaa.
WEST COAST PERSONAL COMPUTERS, 47 Kyla Straet, Ayr.
BYTEWARE LIMITED, Unit 25, Handyside Arcada, Newcastle.
MYCROSTYLE, 29 Belvedera, Lansdown Road, Bath.

MICROSTYLE, 47 Chaap Street, Nawbury, Barks.
SIR COMPUTERS LTD., 91 Whitechurch Road, Cardiff.
ELECTRONEQUIP, 36-38 West Steat, Faraham, Hants.
MICRO MANAGEMENT, 32 Princes Street, Ipswich.
3D COMPUTERS, 230 Tolworth Risa South, Tolworth, Surbiton, Surrey.

+ MORE THAN 30 OTHER DEALERS IN THE U.K. AND OVERSEAS.

WE PAY 25% ROYALTIES FOR HIGH QUALITY PROGRAMS



SUPERIOR SOFTWARE

Dept. AU3,
69 Leeds Road, Bramhope, Leeds.
Tel. 0532-842714

DISC SOFTWARE AVAILABLE NOW

All our programs are ready for despatch on 5 1/4" discs at £11.95 each.

WE GUARANTEE THAT:

- (1) All our software runs correctly on all currant operating systems and BASIC ROMs.
- (2) All our software is available before we advertise.
- (3) All our software is despatched within 48 hours by first class post.
- (4) In the unlikely event that any of our software fails to load, return your cassette or disc to us and we will immediately send a replacament.

```

10 REM CHANGING IRQ1 VECTORS
20 REM (OP. SYSTEM >=1.0)
30 IRQ1V=&0204
40 OSASCI=&FFE3
45 REM INSERT INTERRUPT ROUTINE
50 PZ=&0D01
70L
100 RUPT PHA \SAVE ACCUMULATOR
110 LDA #41:JSR OSASCI \PRINT "A"
120 PLA \RESTORE ACCUMULATOR
130 RTI \RETURN FROM INTERRUPT
140J
160 REM CHANGE IRQ1 VECTORS TO POINT TO ABOVE ROUTINE
170L
180 GO LDA #RUPT MOD 256:STA IRQ1V
190 LDA #RUPT DIV 256:STA IRQ1V+1
200 RTS \BACK TO BASIC
210J
220 CALL GO
    
```

Program 2. Disabling IRQ interrupts during a timing loop

```

10 REM DISABLING IRQ INTERRUPTS
20 OSASCI=&FFE3
30 OSRDCH=&FFE0
40 PZ=&0D01
50L
60 START SEI \DISABLE IRQ INTERRUPTS
70 AGAIN JSR OSRDCH \GET KEY
80 JSR OSASCI \ONTO SCREEN
90 JMP AGAIN
100J
110 CALL START
120 END
    
```

Program 3. Disabling interrupts disables the keyboard

zero. Line 130 sets up the time constant to &FFFFFFDFF in memory locations starting at address 'constant'. The machine code program begins by setting up the event vectors to point to the event handling routine event, and then proceeds to enable interrupts from the interval timer using the machine code equivalent of *FX14,5.

The event handling routine begins by saving the processor's registers and displays the message: 'TIME TO TAKE THE DOG A WALK'. Before returning control, the routine initialises the interval timer for a new event, ensuring events continue to occur at regular intervals. The routine ends by restoring the processor's registers.

After assembly, the program can be executed by pressing function key 9. Now, any activity, the machine is performing will be interrupted at five second intervals with the reminder to take the dog a walk. Even typing NEW and entering another program will not stop the repeated interruption. Pressing Break however will disable the timer event and restore normality.

The example may seem trivial, but this relatively simple technique will enable the BBC micro to perform several different tasks apparently simultaneously. For example, an event routine could be

written to capture and store data from the ADC at say 10 minute intervals. At the same time a student could use the machine, completely unaware the micro was performing a second job. Provided any programs used did not overwrite the event handling routine or the captured data, a short program run at the end of the day would display the captured data.

On receiving a high to low transition on the NMI input the processor completes its current instruction before carrying out the following sequence of events.

The program counter followed by the processor status register is pushed onto the stack. The microprocessor then goes to memory locations &FFFA and &FFFB to find the ADL and the ADH of the first instruction in the interrupt routine. With most systems this is an indirect jump through two RAM locations that can be altered to point anywhere in the memory map. On completing the interrupt routine, control is returned to the original program using an RTI instruction. RTI restores the program counter and processor status values which were placed on the stack at the time of interrupt.

The program counter and processor status are the only registers saved automatically on entering the interrupt routine. If the

routine makes use of A, X or Y then these registers should be saved at the start of the interrupt routine and restored at the end.

During the interrupt routine the I flag is set preventing interrupts on the IRQ input.

When an IRQ interrupt is received the activity followed by the processor is similar to that for NMI. As with NMI, an IRQ interrupt waits until the processor has finished its current instruction. The processor then checks the interrupt flag in the processor status register and if the flag is set ignores the interrupt and continues with the main program. If the flag is clear the microprocessor sets the flag to prevent further IRQ interrupts and then proceeds to store the program counter and the processor status register on the stack. Vector locations &FFFE and &FFFF are then used to point to the first instruction in the interrupt handling routine. As before this instruction is usually an indirect jump through two RAM locations. Again, an RTI instruction is used to return the microprocessor to its original program and restore the processor status register.

Two instructions give the

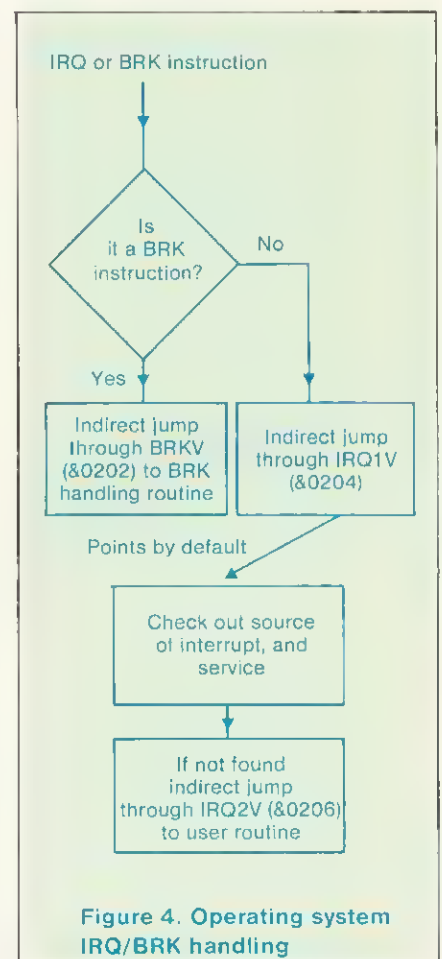


Figure 4. Operating system IRQ/BRK handling

C.J.E. Microcomputers

BBC Specialists

VAT Included where applicable

Quality Disk Drives

Single drive 40 track single sided 1 x 100k	£210.00
Dual drive 40 track single sided 2 x 100k	£350.00
Dual drive 40 track double sided 2 x 200k	£546.25
Dual drive 80 track double sided 2 x 400k	£799.25

All drives are cased with own PSU for reliability, and include connecting cables and utilities disk. Delivery £4.00

Software for the BBC Micro

MISSILE CONTROL the first implementation on the BBC Micro of the popular arcade game. (32K)	£9.00
MAZE MAN an authentic version of the popular arcade game. (32K)	£6.00
BALLDONS a highly original game that soon becomes compulsive playing. (32K)	£6.00
DISSASSEMBLER the memory dump routine includes a scrolling back in memory facility. (16K)	£5.00

MISSILE CONTROL, MAZE MAN and BALLDONS use the Keyboard or Joysticks for control

30+ Programs for the BBC Microcomputer

This Book contains program listings, with explanations and tips on using the BBC Micro

GAMES UTILITIES GRAPHICS and MUSIC

Most programs will run on Model 'A' and 'B' Edited by C. J. Evans, various Authors.

A pair of cassettes with all the programs is available.

BOOK	£5.00
BOOK and CASSETTE SET	£9.00

LEADS

The BBC Micro comes without a cassette lead

7Pin Din to 2 x 3.5mm and 1 x 2.5mm minijacks	£4.00
7Pin Din to 5Pin Din and 2.5mm minijack	£4.00
7Pin Din to 7Pin Din	£4.00
7Pin Din PLUGS	Two for £0.65
6Pin Din PLUGS (for RGB socket)	Two for £0.65
5Pin Din PLUGS (360' for RS232)	Two for £0.65

RS423 TO RS423 (BBC Micro to BBC Micro)
Two metre cable £4.00 Four metre cable £5.00

TELEVISION/MONITOR LEADS full range available

Phono plug to Co-ax with high quality cable 3 Metres	£3.00
BNC Plug to BNC Plug	£3.10
BNC Plug to Phone plug (i.e. BBC Micro to Rediffusion TVRM)	£2.20
RGB 6PIN DIN to 6PIN DIN	1 metre £4.00 2 metre £5.00

PRINTER CABLES

BBC to 36 way Centronics Type connector	£17.50
BBC to 25 way D Type (For use with RS232)	£ 9.50
BBC to 40 way edge connector (Centronics 739)	£20.00
TORCH to 36 way Centronics Type connector	£20.00

Blank C30 Computer Cassettes

Ten for	£4.50
15 Way D Type Plug with Cover	£2.75
Computer graphics design pads 100 sheets	£4.00

BBC Upgrade Kits

RAM UPGRADE (100ns)	£23.00
KIT A Printer and I/D Port	£ 9.50
KIT B Analogue Port	£ 8.00
KIT C Serial I/D and RGB	£10.00
KIT D Expansion Bus/Tube	£ 8.00
Full Upgrade kit	£60.00

All components full specification

STAR DP8480 PRINTER From £250.00 Inc VAT

80 CPS : 80/96/132 CDLS
BIDIRECTIONAL LDGC SEEKING
TRACTOR WITH FRICTION FEED

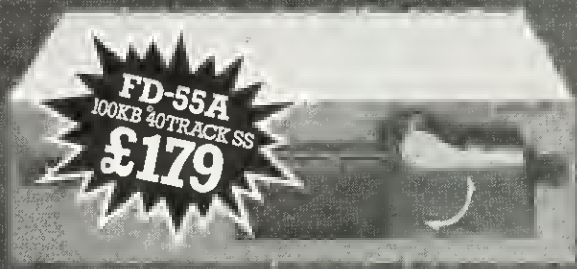
CENTRONICS	£217.39 + £32.61 VAT = £250.00
RS232	£235.00 + £35.25 VAT = £270.25

High Res Graphics option to allow BBC Screen dumps £15.00/£20.00
(24HR SECURICDR DELIVERY FOR PRINTERS £8.00)

VAT Included where applicable

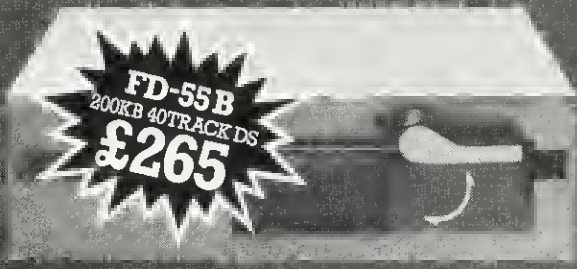
Send SAE for full Price List of our large range of accessories.

C.J.E. Microcomputers
PDSTAGE Add 50p per order or as stated
Dept (AU), 25 HENRY AVE, RUSTINGTON,
W.SUSSEX, BN16 2PA (09062) 6647



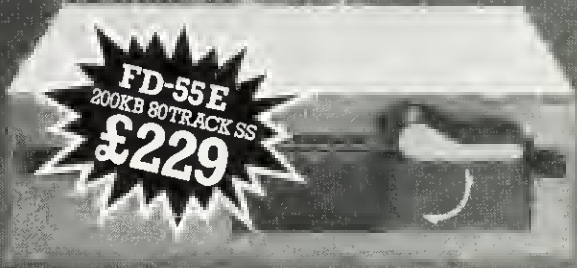
FD-55A
100KB 40TRACK SS
£179

Low Power



FD-55B
200KB 40TRACK DS
£265

Low Profile



FD-55E
200KB 80TRACK SS
£229

Low COST



FD-55F
400KB 80TRACK DS
£299

Now available from stock for the BBC Model 'B' with DFS disk interface, the very latest half-height disk drives from TEAC — world leaders in high performance 5¼ inch floppy disk drive technology.

Note: Our low prices include cables for direct connection to the Model 'B' but please add VAT. Post and packaging is FREE.

Dealers and Educational Establishments

Only 49mm high including feet.
Outstanding reliability.
Twelve month warranty.

Telephone orders welcome with Barclaycard/Access.

Contact us for details of generous discounts.

2a Green Street
Sandbach
Cheshire
CW11 9AX



MAIL ORDER MICROS

Telephone 0782 811711

programmer control over IRO interrupts: SEI (set interrupt disable); CLI (clear interrupt disable). The first is used to set the interrupt flag in the processor status register thereby disabling IRO interrupts. CLI clears the disable flag, enabling IRQ interrupts.

Program 2 shows how both instructions can be used to protect a routine where the execution time important. Two points are worth attention. Setting the interrupt disable flag will only give protection from IRO interrupts, not from NMI. Furthermore, disabling interrupts within the BBC micro will result in problems with some of its normal housekeeping duties (for example, the real time clock will lose time). Program 3 shows a second problem that will arise if interrupts are disabled when the 'get a key' routine OSRDCH is used. The program is the typewriter example given earlier with the addition of an SEI instruction. However, the program 'hangs' in OSRDCH, waiting for the key which is never detected since interrupts are disabled.

Once an IRO interrupt is received, the operating system follows the routine shown in figure 4. The routine first checks the processor's status register to see if the interrupt was caused by a BRK instruction (a software interrupt described later). If not, vectors point at the machine's own routine to handle interrupt signals from devices such as the ADC or the real time clock. The machine's interrupt handler then interrogates each of these devices to determine which has to be serviced. If the source of the interrupt is not found the handler assumes it came from a new source, eg the VIA or the 1MHz bus, and progresses using an indirect jump through locations &0206 and &0207 (IRQ2V) to a user supplied routine.

It may sound complicated, but the following examples should help. Program 4 begins by inserting a short interrupt routine to place the character 'A' on the screen. Only the accumulator is preserved since this is the only register used by the routine. The second part of the program then sets up the IRO1 vectors to point at interrupt routine 'RUPT'.

page 62 ►

```

10 REM CHANGING IRQ1 VECTORS
20 REM (OP. SYSTEM >=1.0)
30 IRQ1V=&0204
40 OSASCI=&FFE3
45 REM INSERT INTERRUPT ROUTINE
50 FX=&0D01
70C
100.RUPT PHA \SAVE ACCUMULATOR
110 LDA #&41:JSR OSASCI \PRINT "A"
120 PLA \RESTORE ACCUMULATOR
130 RTI \RETURN FROM INTERRUPT
140]
150 REM CHANGE IRQ1 VECTORS TO POINT TO ABOVE ROUTINE
170C
180.GO LDA #RUPT MOD 256:STA IRQ1V
190 LDA #RUPT DIV 256:STA IRQ1V+1
200 RTS \BACK TO BASIC
210]
220 CALL GO

```

Program 4. Changing IRQ1 vectors - take care!

```

10 REM ENABLING INTERRUPTS FROM CB1 OF USER VIA
20 REM USING IRQ2 VECTORS TO POINT TO INTERRUPT ROUTINE
30 REM (OP. SYSTEM >=1.0)
40 IRQ2V=&0206
50 OSASCI=&FFE3
60 REM FIRST INSERT INTERRUPT ROUTINE "RUPT"
70 FX=&0D01
80C
90.RUPT PHA \SAVE ACCUMULATOR
100 LIA #&41:JSR OSASCI \PRINT "A"
110 LIA #FE60 \CLEAR INTERRUPT FLAG
120 PLA \RESTORE ACCUMULATOR
130 RTI \RETURN FROM INTERRUPT
140]
150 REM ENABLE INTERRUPTS ON CB1 OF USER VIA
160 REM AND POINT TO INTERRUPT ROUTINE
170C
180.GO LDA #0:STA &FE6C \SET UP PCR TO DETECT H-L TRANS.
190 LDA #&6F:STA &FE6E \DISABLE ALL BUT CB1
200 LDA #&90:STA &FE6E \ENABLE CB1 INTERRUPTS
210\CHANGE IRQ2 VECTORS TO POINT TO ABOVE ROUTINE
220 LDA #RUPT MOD 256:STA IRQ2V
230 LDA #RUPT DIV 256:STA IRQ2V+1
240 RTS \BACK TO BASIC
250]
260 CALL GO
270 END

```

Program 5. Using CB1 on the user VIA to initiate an interrupt

```

10 REM ENABLING INTERRUPTS FROM CB1 OF USER VIA (USING OSBYTE)
20 REM IRQ2 VECTORS POINT TO INTERRUPT ROUTINE
30 REM (OP. SYSTEM >=1.0)
40 IRQ2V=&0206
50 OSASCI=&FFE3
60 OSBYTE=&FFF4
70 REM FIRST INSERT INTERRUPT ROUTINE "RUPT"
80 FX=&0D01
90C
100.RUPT PHA:TXA:PHA:TYA:PHA \SAVE REGISTERS
110 LDA #&41:JSR OSASCI \PRINT "A"
120 LDA #&96 \READ PORT B
130 LDX #&50:JSR OSBYTE \AND CLEAR INTERRUPT FLAG
140 PLA:TYA:PLA:TXA:PLA \RESTORE REGISTERS
150 RTI \RETURN FROM INTERRUPT
160]
170 REM ENABLE INTERRUPTS ON CB1 OF USER VIA
180 REM AND POINT TO INTERRUPT ROUTINE
190C
200.GO LDA #&97:LDX #&6C \SELECT PCR ON USER VIA
210 LDY #0:JSR OSBYTE \SET UP TO DETECT H-L TRANS.
220 LDA #&97:LDX #&6E \SELECT IER ON USER VIA
230 LDY #&6F:JSR OSBYTE \DISABLE ALL BUT CB1 INTERRUPTS
240 LDA #&97:LDX #&6E \SELECT IER ONUSER VIA
250 LDY #&90:JSR OSBYTE \ENABLE CB1 INTERRUPTS
260\CHANGE IRQ2 VECTORS TO POINT TO ABOVE ROUTINE
270 LDA #RUPT MOD 256:STA IRQ2V
280 LDA #RUPT DIV 256:STA IRQ2V+1
290 RTS \BACK TO BASIC
300]
310 CALL GO
320 END

```

Program 6. As program 5, but using OSBYTE

SOFTWARE INVASION



001 INVADERS

Arcade quality full feature Space Invader game, written in machine code using Mode 1 colour graphics. Hi-Score, Mystery Ship, Bonus Base, Advancing, Walking Aliens.
Runs on a model B for £6.95 inc.



002 GALAXIAN

Arcade quality game using machine code, vivid Mode 1 colour, Moving Stars, Hi-Score, Bonus Ship, Flagships, Swooping Aliens and Exciting Sound Effects.
Runs on a model B for £6.95 inc.



003 APOLLO

Lunar Lander with a difference! 4 stage game comprising Orbit, Long Range, Mid Range, Detailed Landings, Limited Fuel, Hall of Fame, Sound, Moon Walk etc.
Runs on a model B for £6.95 inc.



004 BLACKJACK, TEXTPRO, DISASSEMBLER

1 tape containing 3 programs representing incredible value for money. BLACKJACK is like the arcade game, but uses much better graphics - so real you could pick them off the screen!
TEXTPRO is a simple word processor, offering text scrolling, cassette routines, line editing, justification, insertion and deletion, variable line width and page length, data verification, line centralizing and printer commands including page scrolling, large print and variable spacing. Full instructions and function key labels supplied.
DISASSEMBLER lists object code and Assembler mnemonics. Includes a pause function, printer option, page mode and only occupies 4.5K of RAM. Full instructions and function key labels supplied.
Runs on a model B for £6.95 inc.



005 GUNSMOKE is the latest release from SOFTWARE INVASION. It's completely different from any game you've played before. Superb realistic sound effects - high speed animation - nail biting action - fantastic highly detailed graphics, mixing colours to produce brown, grey and olive in addition to the normal shades. You play the part of a Wild West Gunslinger, dodging bullets and trying to shoot bandits as they appear in doors, windows, alleys and on the roof. There's sixteen different bandits who need no provocation to fill you full of lead. If you manage to kill them all, it's not over, day turns to night and the nightmare begins again.

If you're quick on the draw, this game's for you!

GUNSMOKE runs on a BBC Micro model B and costs just £7.95 inclusive.

AND
NOW

GUNSMOKE

50 Elborough St., Southfields,
London SW18 5DN.

MULTIPLE STATEMENT LISTING OPTION

IN interpretative languages such as Basic there is continual conflict between program efficiency and legibility. The existence of the LISTO command in BBC Basic is evidence of the designers' wish to reduce this conflict. However, a major cause of illegibility is the use of multiple statements on a line separated by colons, which LISTO does nothing to tackle.

Listing 1 checks the output stream for colons and precedes each by a carriage return, line feed and five spaces. Colons which appear in REMs and text strings will be affected also. However, colons tend not to be used in such circumstances and the inconvenience is usually minimal.

When run, the program loads three machine code routines into memory page D (which is reserved for user routines in non-disc machines).

The first routine loads lines 60 - 190 into memory D00 - D23. It checks for a colon and outputs the extra characters and colon if detected. If one is not detected it simply outputs the character. The scheme is similar to that on page 457 of the *User Guide*.

Lines 200 - 240 form the second routine in D24 - D2E. This restores the vector WRCHV to its original value and provides a means of turning the listing option off using CALL &D24.

The third routine (250 - 290 in D2F - D39) is for changing WRCHV so the output stream passes

£20

Program legibility
idea earns £20
for Tony Hallam

through the first piece of code. It can turn the listing option on by CALL &D2F.

CALL &D24 and CALL &D2F are potential causes of disaster since any finger trouble in typing could cause a system crash. For this reason lines 320 and 330 assign function keys f0 and f1 to perform the calls (f0 turns the listing option on; f1 turns it off).

Finally, the listing option described above can be used in conjunction with LISTO. However, when using edit and copy keys it is recommended to disable all listing options.

NB, If you have discs, or any other upgrade which accesses page D, use &C00 onwards instead of &D00. Change 270 to #&C instead of #&O. Change line 30 to &C00 instead of &D00. Also change lines 320 and 330.

This excellent idea could be slightly improved if text following an ELSE was also separated out. However, this is not easy. Again, LISTO will not indent the portions of text separated out between colons, but modifying this is even harder. Readers with these or other modifications are invited to write in.

```

10 V%=&20E:X%=?V%:Y%=V%?1:A%=X%+256*Y%
20 FOR PASS=0 TO 3 STEP 3
30 P%=&D00
40 C
50 OPT PASS
60 .START CMP #58          200          LDA #X%
70     BNE S1              210          STA V%
80     LDA #10             220          LDA #Y%
90     JSR A%              230          STA V%+1
100    LDA #13             240          RTS
110    JSR A%              250          LDA #0
120    LDA #32             260          STA V%
130    JSR A%              270          LDA #&D
140    JSR A%              280          STA V%+1
150    JSR A%              290          RTS
160    JSR A%              300 J
170    JSR A%              310 NEXT
180    LDA #58             320*KEY 0 CALL&D2F !M
190 .S1 JMP A%            330*KEY 1 CALL&D24 !M
                          340 STOP

```

Listing 1. Multiple statement listing option

IAN BIRNBAUM sets out to improve your programming techniques on the BBC micro.

He will answer reader's questions in this column and develop their ideas - as well as giving some of his own. But the real aim is for readers to provide the questions and the answers.

At least £5 will be paid for any tip published, with £10 for those which merit a one-star award and £20 for real humdingers!

The idea must be original and be described clearly and fully. It should not have been published before.

Your contribution should be typed or printed, with any substantial listings on cassette, but only included to make a point.

Send your hints or questions to BBC Forum, Acorn User, 53 Bedford Square, London WC1B 3DZ. Please include a self-addressed envelope if your contribution is to be returned. We cannot answer letters individually, but a cross-section of common and interesting points will be covered.

SCREENS ON TAPE

MR H. Edwards of Oxney has written to ask how to save the screen contents on tape. This is easy, as long as the screen has not been allowed to scroll since the last clear-screen. Use *SAVE to save from HIMEM to the top of RAM (&7FFF in a model B). However, if the screen has scrolled, HIMFM will not correspond to the top left pixel. For this reason always clear the screen before using *LOAD to get back the display.

PASSWORD LEGIBILITY

MR E. Robertson of Edinburgh has written to say there is a problem with the March password program. If the program is listed on a printer, the 'invisible' three lines appear. This does not detract from Benjamin Finn's idea, but can anyone improve on it? As well as correcting the printer display, readers might like to think of ways of making it difficult to erase the three extra lines. Write in with your suggestions - the best will be published.

OFF RECORDS...

The London ACORN-BBC Centre
Suppliers to Schools and Colleges
Maintenance Contractors

Atom:

Full hardware and software support.

BBC:

Model A £299
Model B £399
Memory up-grades £21.99
Repair service and component supply.

Printers:

Seikosha 100 £215
Epson MX80FT/3 £385
SCM Daisywheel £485

Cassettes:

Matched Cassette Recorders £26

Monitors:

12" Green Screen (Hitachi/Phoenix) £110
12" Colour (Kaga) £255
14" Colour (BMC/Cable) £255

Discs:

TEAC 40-track £199
Shugart twin 40-track £299
TORCH dual disc drive with Z80 processor, 64K RAM, CP/M and FREE software £780

Eprom programmer:

Specially designed for BBC. Programs 12 different Eproms including 27128. Includes screen software £95 (dealer enquiries invited)
Add 15% VAT to all prices. Carriage extra.

Tapes:

Top Tape: see adverts in Radio Times.
OFF Records beats all published prices.

Stationery:

Moore Paragon main agents. Large selection of continuous stationery, forms and labels.

Books:

Browse through the Computer Book Department for educational, scientific and business applications.

New Showroom:

OFF Records would expect you to buy best value. Spend some time in the relaxed atmosphere of our new showroom to find out exactly what you are getting for your money.

OFFware:

CHARAID for the design of a block of 4 characters in any graphics mode including mode-7. Outputs VDU23 commands, teletext commands and printer commands to screen or printer together with actual design. Substantial software with more than 20 well-documented commands. Indispensable for graphics work.

£7.50 p.p. & VAT incl.

ATILITY contains seven essential routines for the disc based Atom:

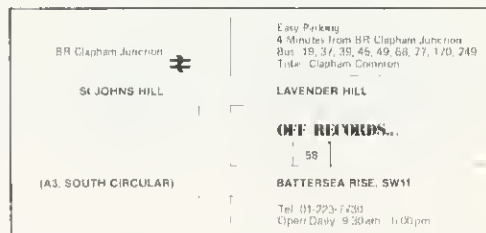
*COPY, *COPYT, *COPYD, *RENAME, *PURGE, *BACKUP, *AUTORUN.
£25 p.p. & VAT incl.

Vacancy:

OFF Records are looking for a bright spark with good knowledge of both software and hardware. Initially a Saturday job with a view to full-time employment.

COMPUTER HOUSE

58 Battersea Rise
Clapham Junction
London SW11 1HH
Telephone 01-223 7730



BBC OWNERS

Why not consider the HOBBIT FLOPPY TAPE SYSTEM for your computer?

The HOBBIT gives you all the facilities you would expect from a floppy disc at a fraction of the price.

"The HOBBIT takes the drudgery out of using cassettes and with its excellent performance outshines any cassette recorder I have seen." *Personal Computer News.*

Brief Specifications

- ☆ Read/Write speed of 750 BYTES per second
- ☆ Capacity: 101K BYTES per CASSETTE
- ☆ Average access time 22 seconds
- ☆ Up to 138 FILES per CASSETTE
- ☆ Completely automatic—no buttons to press
- ☆ Fully built, boxed and tested. Just plug in and go
- ☆ System can support TWO DRIVES

Available from stock PRICE £135.00 plus VAT

Also available for NASCOM computers PRICE £120.00 plus VAT

£3 p&p. Access and Barclaycard accepted

For more details contact:

Ikon Computer Products

KILN LAKE, LAUGHARNE, CARMARTHEN, DYFED, SA33 4QE. Tel: Laugharne (099 421) 515

Quick retrieval tip from disc using hash routine from Hugh Simpson-Wells

£70

OPENIN is particularly useful for writing to files in Basic version 1 on disk. This means, for instance, you can output just one record to a file without having to rewrite the whole file to disk using OPENOUT, saving time and memory.

Here is an example of a hash function which could be used to generate addresses on disk to store for example, names and addresses, and retrieve them quickly:

```
HASH = 120*((ASC(Z$)-&40)*4+
INT((ASC(MID(Z$,2,1))-&40)/6))
```

This generates an address between

0 and 12480 depending on the first two characters of Z\$ which might be a surname. Assume a file has been opened called NAMES using:

```
X=OPENIN "NAMES"
```

Now put PTR#X=HASH and check what is there using INPUT#X. If it is available we could write to it using PRINT#X, (variable), if that's what we want otherwise, we must add 120 to our old HASH (since record length is 120) and set the pointer:

```
HASH=HASH+120:PTR#X=
HASH MOD 12480
(this makes the file 'circular')
```

This must continue until a suitable location is found.

When reading from the file a similar procedure must be adopted, advancing the pointer until the correct record is found. Average access time is very short for a file which is not too full.

I put forward the hash function as an example of the use of OPENIN to output to a file on disk, which is apparently not documented. I am sure readers will come up with more interesting uses.

If you intend to append to your file later, it is essential to create dummy records, which can be overwritten. If this is not done, space will be lost if other files or programs are saved afterwards.

Also, when you try to append the 'can't extend' error will crop up (disc manual p67).

£5

Line spacing variation from A. Kiernan

HAVE you ever wondered how the BBC micro generates lines between lines in modes 6 and 3? Well it is possible to control this line spacing by reprogramming the 6845. Type in listing 2, but don't run it!

Line 10010 does all the work. VDU 23;9. . . sets the spacing, and the remainder of the line centralises the screen and adjusts the vertical hold.

Now enter mode 6 (or mode 3) and type in listing 3.

The screen will jump and shrink a little and you will find the lines between the rows have disappeared. Any value between about 0 and 3 can be used in the brackets, but silly values will cause the display to lose synchronisation.

RARE GLOBAL BUG

THERE is a rare bug concerning global variables that may occur in

```
10000 DEF PROCLINE(L):L=L+7
10010 VDU23;9,L:0;0;0:23;4,
(7-L)*4+38;0;0;0:23;7.25+(8-L)*2;0;0;0;
10020 ENDPROC
```

Listing 2. Controlling line space (do not run)

```
10 ON ERROR PRINTX%,Y%,A$:END
20 X%=4:Y%=2:A$="FIRST"
30 PROCTEST("SECOND")
40 DEF PROCTEST(A%):LOCAL X%,Y%
50 X%=6:Y%=6
60 CLS:PRINT" " "Press ESCAPE";
70 GOTO70
80 ENDPROC
```

Listing 4. Procedure 'error'

DISC SHIFT PROBLEM

ONE reader has sent in a listing of February's disc shift machine code program, which on the surface looks an exact copy of the one published. However, he reports it does not work. The most likely reason is that one or more lines of the listing contain extra spaces at the end. These are invisible in the listing but will affect the program. For readers with other similar problems here is a check: type NEW and *EXEC the program. TOP-PAGE should be 786; if isn't, you have extra spaces.

```
VDU19,0,1;0;
PROCLINE(0)
```

Listing 3. 'Shrinks' screen in mode 6

If you're serious about your BBC Micro... get some serious Software!



Microcomputers weren't created just to play arcade games or to be left unused once you've learnt the basics of computing. Micros are amazing machines and have many serious uses, but they are only as efficient as the software you run on them.

Psion are one of Europe's largest producers of microcomputer software with sales now exceeding one million packages. Our policy is to create quality software that takes full advantage of the processing power of your microcomputer and uses its capacity to the full.

The Versatile Spreadsheet Program

Vu-Calc is a powerful program that constructs a spreadsheet for generating and calculating large tables of interdependent text, data and formulae.

A 'window' for viewing the spreadsheet can be scrolled in any direction so that the effects of new figures and formulae on all the other data can be observed.

Vu-Calc is supplied with a clear and detailed 16-page user manual, and its hundreds of applications include:-

- Cashflow Projections • Home Finance Management • Engineering and Statistical Tables • Investment Forecasting • Business Planning • Profit and Loss Statements • Break Even Analysis, and other complex calculation models

£14.95

The Complete Filing System

Vu-File is a powerful data base management system that turns your microcomputer into a sophisticated general purpose filing system for manipulating information of all kinds.

Vu-File can be used to create dedicated data bases to suit your most varied needs. Features such as order, sequence, search, list and copy make Vu-File the most essential data handling software package available for microcomputer owners. Vu-File is supplied with a clear and detailed 16-page user manual, and its infinite applications include:-

- Catalogues of stamps, coins, books, records etc.
- Names and Addresses • Mailing Lists
- Customer Accounts • Estate Agents Lists
- Medical Records • Club Memberships
- Records and Lists of all kinds.

£14.95

We have now rewritten two of our most popular programs for use on the BBC Microcomputers (Model B or Model A with 32K RAM). Vu-Calc and Vu-File are powerful software packages that make practical and serious use of your microcomputer.

Supplied on cassette, they are designed for use with cassette or disk systems, and each program comes with a detailed user manual. Vu-Calc and Vu-File constitute essential software that no serious microcomputer user should be without.

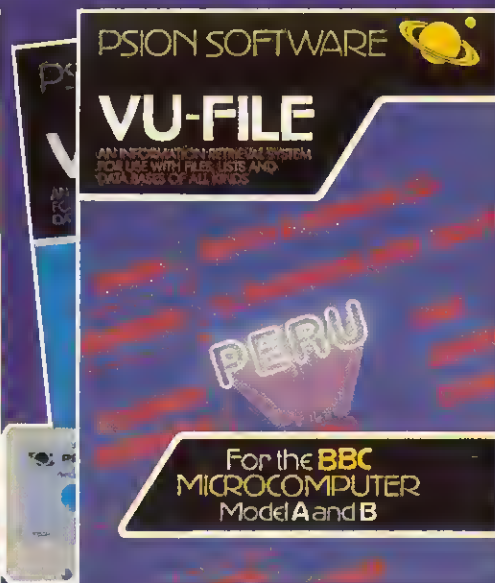
To the Retailer

Contact Psion to find out details of substantial discounts for trade orders of our best selling computer software.

Order Vu-Calc and/or Vu-File by sending a cheque or postal order for £14.95 per package to:-

BBC Software (AUI), Psion Ltd.,
2 Huntsworth Mews, Gloucester Place,
London NW1 6DD.

or enquire at your local retailer.
Please make cheques and postal orders payable to Psion Ltd., and allow 14 days for delivery.



TO: BBC Software (AUI),
Psion Ltd., 2 Huntsworth Mews,
Gloucester Place, London NW1 6DD.

Please send me the following Software packages at £14.95 per package.

Vu-Calc (£14.95 inc. p&p and VAT)

Vu-File (£14.95 inc. p&p and VAT)

I enclose a cheque/postal order for £.....
made payable to Psion Ltd.

NAME _____

ADDRESS _____

NOBODY KNOWS MORE ABOUT SOFTWARE



Information Technology Year 1982 aimed to make people aware of the impact of IT. It achieved limited success and by the end of the year 62 per cent of the population had heard of IT, although fewer knew what IT is or how it would affect them.

In the same year, the Department of Industry extended its scheme to put a micro in every secondary school to include primary schools. We are now feeling the effects of two large government schemes aimed at educating the population of this country. But how should primary schools make their pupils aware of the effects of microelectronics and what role can the micro itself play?

IT is not a dream of the future, yet pupils still leave school unable to answer a telephone properly – let alone use an information retrieval program. But this is not something to be left to secondary schools. Teachers have a hard job before them, delving into these fast-moving concepts, but if the next generation is to be confident about new technology, provision must be made on primary timetables now.

Many schools have prepared some kind of course in information technology, either as a separate entity or as part of several current subjects. The MEP (Microelectronics Education Programme) is concerned about the lack of suitable materials for anything other than examination courses in computer studies, and has sponsored, in conjunction with the DoI, a two-year project in Croydon to develop an IT curriculum for the 9-14 age range.

Information technology is an umbrella subject taking in three existing disciplines; microelectronics, computing and telecommunications. In schools, this includes communication studies, office practice,

THE FUTURE FOR MICROS

The government clearly believes information technology is vital to Britain's industry. It will also play an increasingly large role in our lives and education. Tricia Strong and Paul McGee outline an IT course being developed in Croydon schools for the last in our six part series on micros in primary schools.

library studies, computer studies and computer appreciation. A syllabus to cover these areas needs to look at the impact of IT on information handling in all areas at home, school, leisure and work. Consequently much of the material will also be encountered in other subjects, but the purpose here is to highlight the principles and to set the applications within the context of IT.

One way of introducing information technology is for teachers to make pupils aware of the communication methods used in school and to discuss why a particular method is used in any given situation. Many teachers will need to improve their attitudes to technology and, in particular, to ensure that sexist views which allow women to use office products and men to use obviously mechanical or electronic devices, are not passed on.

An IT course will stimulate demand from pupils for more suitable styles of teaching and learning and should thus make it easier for teachers to use computers. The existence of such work will provide an IT course with practical, day to day examples. Teaching, learning and working will be transformed by word processing and information retrieval systems,

while the IT curriculum would focus on the undoubted advantages of these examples of information technology.

Once we began to look at applications relevant to the pupil the syllabus grew to include:

- What is information?
- How do we use information?
- How is information represented in a machine?
- How is information stored and accessed?
- How is information transmitted and communicated?
- IT in education and the home.
- IT in the office.
- IT in monitoring and control.
- IT in forecasting and simulation.
- Machinery of IT.
- Applications and implications of IT.

A series of 12 pupils' books with supporting software and teacher's notes will cover this syllabus and provide the core for a course in IT. The course will be practical, though not necessarily using a micro. Much of the technology referred to will be too expensive for schools, but it can be demonstrated using programs on micros. Trying to run an IT course without using a micro would be like learning to drive a car on a simulator and never going on the road.



Each booklet will provide a complete unit of work on a topic in the syllabus. The series will not be sequential and, although one volume will be an introduction to the course and some will be aimed at the top end of the age range, the course can be ordered to suit teachers. Two booklets will be devoted to considering real-life applications and the resulting implications of IT. Through studying applications the topics covered in other booklets can be put into context and the implications become meaningful. (Two of the titles aimed at top juniors are outlined below.)

In Croydon, several secondary schools will be including IT on their timetables in September and teachers are already attending weekly meetings to give them a grounding in the subject. They come from a wide range of backgrounds, including geography, languages, PE and needlework.

To provide a balanced picture of

IT and dispel any feeling that it is a technical subject for superbrains only, it is important to recruit teachers who are skilled communicators and have an interest in the technology, rather than 'spanner-men' and electronics 'whizzkids'. To avoid the risk of IT becoming a male-dominated reserve, it is essential to involve everyone. The effects of technology are not confined to men and girls must not be discouraged from enjoying and benefitting from the course.

Educators shaping schemes of work have a responsibility to ensure that girls are encouraged to take as large a part in this subject as boys. Perhaps this course will help to break down any ideas that technology is a man's domain.

As ideas for the course are developed, they are presented for discussion to teachers in the weekly meetings. They try out the programs and teaching materials themselves and can take them

back to school to use where possible with children.

Several schools – primary, middle and secondary – have volunteered to test and criticise the materials. Because of the range of schools, the materials will be used in many different ways – as they will be in their final form. Some schools use them for one or two lessons a week regularly while others, where the timetable allows, use them as the core of a project lasting a few weeks and incorporating related work in the way that many primary school teachers prefer to work.

Response has been tremendous and interest expressed by organisations as diverse as the Citizen's Advice Bureau, a word processing association and a women's magazine. The Equal Opportunities Commission has provided additional funding to ensure the project is acceptable to girls, and to provide guidelines for teachers and parents on why and how to encourage girls to follow an IT course.

Introductory booklet

THIS aims to develop an awareness of what information is and how we handle it. By studying human methods of information handling an easier understanding of automated systems should be reached.

Objectives

After following the work in this booklet, a pupil should be able to:

- recognise sources of information, informal as well as specific.
- recognise occasions and processes for handling information – analysing, refining, sorting, synthesising and classifying.
- understand the importance of relevance, availability and accuracy of information.

First we examine what is considered to be information and how our perceptions absorb it. Next follows a brief history of man's need for information and developments in access and transmission. It looks at methods of communicating information and the problems involved, taking as examples proverbs,

OUTLINE OF TWO PUPILS' BOOKLETS IN SERIES OF 12

mnemonics, flag signals and coded messages (code breaking program is being written to support this).

Another section will look at developments affecting the transmission of information; the printing press, railways, telegraphy, photography, telecommunications and broadcasting.

The importance of availability, accuracy and relevance of information are considered as are the effects of information on planning, organisation and forecasting.

Information skills

The aim of this booklet is to ensure that all pupils are equipped with the necessary skills to enable them to cope as people living in an information society dealing with real situations, in education, at work and at home.

Objectives

By the end of the booklet pupils should:

- be able to identify their needs for information, formulate questions, find and select resources, evaluate, record and present the information they have found, and apply it.
- have developed these skills further when using new technology in the areas of communication and information.

The work in this booklet will be familiar to any English/library study skills teacher. However, traditional work has been extended to new technology. It begins with the traditional information skills, but incorporating IT wherever possible, eg, teletext or viewdata. Organising and presenting information is suggested as a practical exercise on an actual project, during which pupils must also practise their skills of interpreting, evaluating, analysing and recording information. Various techniques are suggested for this. The principles of a word processor and text editing are explained and a demonstration program is being developed.

Come to

MICROAGE ELECTRONICS

NEWSFLASH
we are now

ORIC!
hardware and
software dealers

*** BBC + Disk Interface, 800K Disk Drive, Word Processing ROM, Epson Printer, Dust covers for all units, Basic Programming Book, Cassette lead, Paper & Cable.**
Normal Price £1748.80
Our Price £1599.00
Saving £149.80 **FREE COURIER**

ACORNSOFT FOR 88C

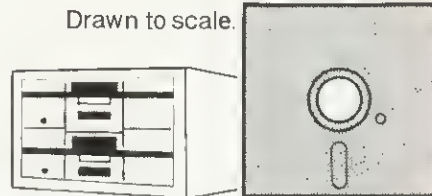
*Snapper, *Planetoid, *Monsters, *Rocket Raid, *Meteor *Super Invaders, Philosophers Quest, Sphinx Adventure, Arcadians, Lisp Cassette, Peeko Computer, Creative Graphics Tape, Graphs and Charts Tape, Desk Diary, Arcade Action, View (on ROM) and Printer Drive Cassette.

Available on Disk.

All Acornsoft at £9.95 each, except Arcade Action (£11.90), Lisp (£16.85), View and Printer Drive (£69.90), Wordwise word Processing ROM (£46.00) + £2.00 p+p.

Only a selection of Acornsoft available.

Drawn to scale.



BBC compact, slimline Disk Drive.

BBC MACHINES

Model A, 32K RAM & 6522 Chip	£329.00
Model B	£399.00
Model B + Disk Interface	£494.00
BBC Dust Covers	£3.95
BBC Compatible Single Disk Drive* (100K)	£235.00
BBC Compatible Dual Disk Drive* (200K)	£389.00
BBC Dual Slimline Disk Drive* (Double Sided & Density 800K)	£799.00
Verbatim Single Sided Diskettes 10 for	£22.50
Verbatim Double Sided Diskettes 10 for	£39.95
Let us fit a disk interface in 24hrs	£95.00
RH Electronics colour light pen	£37.00

BBC MONITORS

14" RGB Microvitec Colour Monitor (as used in the BBC Computer Prog.) Including lead	£284.00
Microvitec High Res. Colour Monitor	£575.00
12" Zenith High Res. Green screen Monitor	£95.00
BNC Cable for above	£4.95
BBC Compatible Cassette Player price on application	
Blank Data Cassettes 10 for	£3.50
	+ £1.30 p&p
OIN to Jack Lead	£2.00
	+ 75p p&p
Official Joysticks per pair	£13.00
	+ £1.30 p&p

*All Drives include manual and utility Disk.

All items subject to availability.

All the products are the official versions, beware of imitations, they will invalidate your guarantee.

We accept official orders from educational establishments.

Credit card holders can phone in for express despatch.

Send large S.A.E. for lists and info pack.



PRINTERS

Acorn AP-80A now down to	£189.00
Acorn AP-100A now down to	£215.00
AP-80A Ribbons	£4.95
AP-100A Ribbons	£5.95
Brand new Epson FX 80	

Contact us for details

All printers include cable & paper

Epson Dust Cover	£3.95
Parallel printer cable	£15.00

BOOKS

Practical Programs for BBC & Atom	£5.95
BASIC Programming on the BBC Micro	£5.95
Assembly language programming for BBC	£8.95
BBC Micro Revealed	£7.95
Creative Graphics, Graphs & Charts, LISP	all at £7.50 each
30hr. BASIC	£5.95
Let your BBC Micro teach you to program	£6.45

*** BBC Model 'B' wordprocessing pack at a low price of only £699. Save £44. Normal price £743. The Pack consists of: BBC Model 'B' GP100 Printer Cables, Cassette Player Word Processing ROM 1,000 sheets of paper. Then add the GP100A Printer at only £215. The lowest price ever.**

FREE COURIER

POSTAGE RATES

Small items such as Ribbon, books & software:— 1 item **£1.00**, 2 items or more All Dust Covers £1.00 p&p **50p** per unit

BY COURIER TO YOUR DOOR

Large items such as Computers, Disk Drives & Monitors:— 1 item **£7** 2 items **£10** 3 or more **£13**

ATTENTION!!

All Lynx, Oric, BBC, Commodore 64 owners, we pay top royalties for quality software programs. Please write or phone for details.


Barclaycard and Access



welcomed All prices include VAT

ALL PRICES INCLUDE VAT. FOR FURTHER DETAILS AND MAIL ORDER LIST SEND LARGE S.A.E. Open Mon - Sat 9.15am - 6.00pm. Thurs 9.15am - 1.00pm.

MICROAGE ELECTRONICS
135 HALE LANE EDGWARE MIDDLESEX HA8 9QP
TEL: 01 959 7119 TELEX 881 3241



SUMMARY OF INFORMATION TECHNOLOGY SYLLABUS

THIS syllabus is not a teaching scheme and the latter has to be developed by each individual school. Pupils of this age are unlikely to be ready to discuss abstract concepts relating to the implications of IT which should be taught through applications which are meaningful to the pupil. Wherever possible these applications should have direct relevance to pupils and should involve them in practical activities.

Nature of information

Brief history of man's need for information and significant developments in communication. Role of information in modern society. Effect of information on planning, forecasting, organisation and control. Importance of relevance, completeness, accuracy and availability. The information explosion.

Information representation

Ideas of data and information. Coding systems, eg post codes. Consideration of ease of use, validation techniques, compatibility, loss of information and storage requirements.

Analogue and digital representation in mechanical and electronic devices and the consequences for accuracy, storage and transmission.

Graphical representation of information. Choice of medium; effects of medium on author and recipient; evaluation of medium.

Information skills

Understanding and interpreting: links with grammar and literacy. Analysing, processing and synthesising: refining and broadening; discussing and questioning; sorting and classifying; merging, collating and extracting.

Recording and presenting: the medium and the message. Applying: emphasis on information lost in coding.

Concept of a system

Relationship between input, output, storage, process and transmission. Comparison of the features of manual and electronic systems from the user's point of view.

Storage and retrieval

Reference books: encyclopaedias, telephone directories (printed and microfiche), timetables and route maps. Retrieval of information using titles, contents, indexes and cross references. Card-based and microfilm library reference systems.

Concepts of file, record and field. Basic knowledge of computer storage systems – main store, tapes, discs, videodiscs, associative storage. Use of and need for computer data bases – relational and key word.

Information transmission

Modes: serial or parallel; local or remote; interactive; electronic.

Telephone systems: viewdata systems including electronic mailbox, gateways, local viewdata systems and telesoftware. Line and packet switching systems, digital exchanges. Local and business subscribers: exchanges; message recorders; paging, facsimile and transmission.

Radio and television systems; phone-ins; telex and telesoftware; citizens' band; cable systems.

Information manipulation

Use and importance of merging, collating, extracting and sorting files of data or information. Comparison of manual and computerised systems.

Office practice

Written communication: letters, reports, memoranda, accounts.

Visual communication: charts, tables, graphs. Importance of presentation.

Need for organisation, collection, classification, storage and retrieval of documents.

Accounting systems: audit, control, forecasting. Impact of IT on: word processing, data processing, computer file storage, output devices.

Impact on staffing: levels, skills required, training, job satisfaction and expectations.

Man-machine interfacing

Keyboards, including QWERTY, touchpads, special purpose including microwriters. Use of screens:

importance of graphics, colour and touch sensitive screen and lightpens as input. Voice input and output. Electro-mechanical devices: paddles, joysticks.

Types of printer: dot matrix, daisy wheel, ink jet. Graphical output of low and high resolution graphics, use of colour.

Control applications

Idea of feedback systems. Analogue to digital and digital to analogue conversions. Control applications in domestic appliances: washing machines, central heating. Importance of the microprocessor. Need for standard interfaces. Practical experience of controlling simple devices including those which accept inputs to control outputs.

Simulation and modelling

Non-mathematical approach to using computers to simulate events and hence to forecast. General understanding of applications such as Ernie, weather forecasting, industrial process control. Simple practical experience of simulations of situations from the school curriculum.

Personal devices

Electronic games. Educational toys: dedicated and general purpose. Home computers and networks. Links with television and telephone. The computer controlled home. Telesoftware via telephone and television. Computer clubs. Role of the Education Service.

Computers in education

Use of computers for CAI, CAL and CML. Role of word processing and information retrieval for teachers and students. Use of computers in school administration, libraries and the careers. Computer aided design.

Implications

Organisation of work: skills needed, location, changing patterns of work. Privacy and security of information: legal framework, practical problems of computerised and manual systems, human considerations.

There is a growing need to see education extending far beyond compulsory schooling. People will need to study for their employment; for personal or social needs; or for pleasure. To do this, education should help people to learn and give them confidence to undertake further study.

The styles of learning exemplified by the Open University, the proposed Open Tech and distance learning methods are likely to become more common, and it will be essential for pupils to use these systems. Culturally deprived homes may not be able to offer the guidance and support that the children most in need require, and thus the education system must enable all people to benefit from improved learning possibilities.

The IT course is meant to have a strong practical bias with pupils learning how to use computers rather than only being able to write about them. To encourage this a certificate of competency, similar in approach to scout and guide badges, has been developed at a series of levels. The tasks to be carried out successfully to gain the first level are shown in appendix 1.

SOFTWARE

Software being developed for the scheme includes quiz and search programs. Young pupils often have exaggerated ideas about the power of computers and instinctively type questions of the sort 'Who won Wimbledon in 1980?', and are surprised to receive answers such as 'Syntax error', 'What?' or '????'. The quiz programs are designed to help young children understand that computers only know what someone tells them. Although this idea can be developed by writing programs the lack of success of so many 16-year olds suggests that even younger pupils would never gain a realistic idea of the power of computers.

Process allows pupils to make up a multiple choice test on any topic. The finished test is stored on a data tape for later use. Pupils enter their questions and, for each question, the correct answer and distractors. The pupil is then asked to provide messages for those who score well, who gain an average score and those who do badly.

Student's name		
A: Effective Use of Hardware		
1. Connect and disconnect, as appropriate, a computer with:		
	a cassette deck
	a disc drive
	a monitor
	a keyboard
2. Switch on/off in the correct manner.	
3. Display reasonable accuracy on the keyboard.	
4. Load cassette/disc.	
5. Make a copy of a program:		
	cassette to cassette
	disc to disc
6. List unsuitable storage practices for:		
i) hardware	strong heat
	excess moisture
	excess dust
	switched on
ii) magnetic media	as above, plus
	strong magnetic fields
	uncovered
	do not touch surface
	do not write on case
B. Running Programs.		
7. Load BASIC, if necessary.	
8. Load and run a named program.	
9. Use files:	update an existing file
	save a new file
10. Edit an existing program:		
	list program
	identify line
	alter line
	re-run program
11. List correct procedures for appropriate error messages:		
	syntax error
	not found
	bad program
	no room
	bad load
	load error
	mistake
12. Understand what is meant by the following terms:		
	hardware
	software
	program
	memory
	backing store
	RAM
	ROM
	K
	operating system
	data
	debug
	disc drive
	file
	information retrieval
	line printer
	magnetic tape
	peripheral

Competency checklist for pupils on IT course

Midwich

COMPUTER COMPANY LIMITED

1st choice for BBC microcomputers

BBC COMPUTERS

Model B £346.95
 Model B + Disc Interface £441.95
 Please phone to check delivery

BBC MICRO DISC DRIVES

BBC31 Single 100K Drive £199.00
 Expandable to 2 x 100K £330.00
 BBC32 Dual 100K Drives £330.00
 BBC33 100K Upgrade for B8C 31 £140.00
 BBC34 Dual 400K Drives £575.00
 BBC35 Utilities Disc (supplied only with BBC 31,32, 34) £25.00

All Drives except BBC 33 supplied cased with Connecting Leads.

PRINTERS

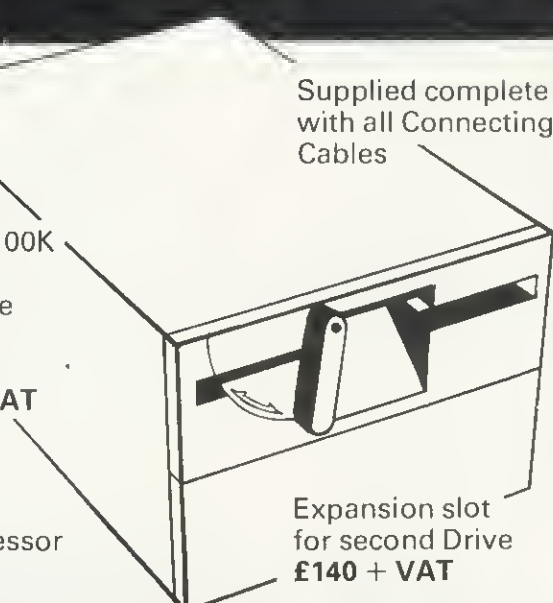
NEC 8023 Printer £320.00
 (Carriage £10)

NEW

Shugart Single 100K Disc Drive
 (Fully compatible with BBC Micro)
£199 + VAT
 Carriage £5 + VAT

Utilities Disc with Word Processor
£25 + VAT

Supplied complete with all Connecting Cables



Expansion slot for second Drive
£140 + VAT

Fast ex-stock delivery by Securicor...

All prices exclude VAT.

BBC UPGRADE KITS

BBCA2B Complete A to B Upgrade £44.75
 BBC1 16K Memory £18.00
 BBC2 Printer User 1.0 Kit £ 7.50
 BBC3 Disc Interface Kit £95.00
 only supplied with Disc Drives
 BBC4 Analogue Input Kit £ 6.70
 BBC5 Serial 1.0 RGB Kit £ 7.30
 BBC6 Bus Expansion Kit £ 6.45

All kits are supplied with full fitting instructions.

BBC CONNECTORS

BBC21 Printer Cable and Amphenol Plug (not assembled) £13.00
 BBC22 User Port Connector and Cable 36" £ 2.46
 BBC23 Cassette Lead £ 3.50
 BBC24 7 Pin Din Plug £ 0.60
 BBC25 6 Pin Din Plug £ 0.60
 BBC26 5 Pin Din Plug £ 0.60
 BBC35 Disc 1.0 Cable 34W IDC to 2 x 34 way Card Edge £12.00
 BBC36 Disc Power Cable £ 6.00
 BBC44 Analogue Input Plug & Lever £ 2.25
 BBC66 1M Bus Connector + 36" Cable £ 3.50

BBC ACCESSORIES

BBC45 Joysticks (per pair) £11.30
 BBC67 Epirom Programmer (assembled) £57.95

ACORN SOFTWARE FOR THE BBC

SBE03 Business Games £ 8.65
 SBE04 Tree of Knowledge £ 8.65
 SBE02 Peeko Computer Inc Manual £ 8.65
 SBE01 Algebraic Manipulation PK £ 8.65
 SBX01 Creative Graphics Cassette £ 8.65
 SBX02 Graphs & Charts Cassette £ 8.65
 SBB01 Desk Diary Inc Manual £ 8.65
 SBL02 Lisp Cassette £14.65
 SBL01 Forth Cassette £14.65
 SBG01 Philosophers Quest £ 8.65
 SBG07 Sphinx Adventure £ 8.65
 SBG03 Monsters £ 8.65
 SBG04 Snapper £ 8.65
 SBG15 Planetoid £ 8.65
 SBG06 Arcade Action £10.35
 SBG05 Rocket Raid £ 8.65
 SBG13 Mellers £ 8.65
 SBG14 Arcadians £ 8.65
 SBG10 Chess £ 8.65

ACORN SOFTWARE FOR THE BBC MICRO

SBD01 Creative Graphics £ 7.50
 SBD02 Graphs - Charts £ 7.50
 SBD04 Lisp £ 7.50
 SBD03 Forth £ 7.50

* Please ring for current delivery on Acornsoft products before ordering.


BBC MICRO COMPONENTS

4516 100NS £ 2.25
 6522 £ 3.19
 74LS244 £ 0.59
 74LS245 £ 0.69
 74LS163 £ 0.34
 DS3651N £ 4.30
 DS88LS120N £ 4.50
 LPD7002 £ 4.50
 8271 £36.00
 20 Way Header £ 1.46
 26 Way Header £ 1.78
 34 Way Header £ 2.06
 49 Way Header £ 2.32
 15 Way D Skt £ 2.15
 6 Way Din Skt £ 0.90
 5 Way Din Skt £ 0.90

BBC SOFTWARE IN ROM.

Wordprocessor "View" £52.00
 1.2 MOS £10.00

12 month "no quibble" warranty on all products

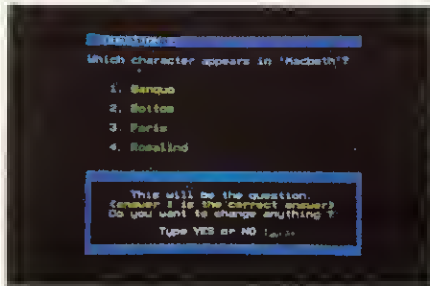


...from East Anglias leading supplier

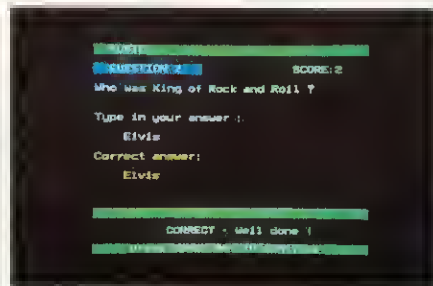
Delivery charges
 Computers/Disc Drives £7.50
 Components/Software £0.50
 Books/Joysticks £1.00

MIDWICH COMPUTER COMPANY LIMITED

RICKINGHALL HOUSE, RICKINGHALL, SUFFOLK IP22 1HH
 TELEPHONE (0379) DISS 898751



Process: Program which allows pupils to develop their own quizzes



Proctest: Similar to *Process*, but allows a greater variation in answers, and in difficulty



Search: Database software in action, having just traced what blue coats are available

There are editing routines to allow changes to be made to the question, answers and comments. So far, this program is similar to one in the Micro Primer pack but the next one is rather different.

Proctest develops the idea of what the computer can know. The questions are more open-ended and the computer can be given up to eight acceptable answers. For example all the possible ways to write 'Henry VIII in reply to the question 'Which English king had six wives?'. Not only do pupils learn about the limitations and power of computers, they also discover a little about the different ways information can be coded as data, a topic which is developed more fully in the accompanying books.

Information will increasingly be stored or manipulated as data by electronic devices, and schools will have to teach a far greater range of information handling skills than at present.

What information can be retrieved from a data base and how this is performed depends on the structure of the system. Pupils will be encouraged by the teaching materials to use a database to perform tasks which would otherwise be tedious, but they also need a simpler idea of how the

THIS is the sixth and final part of our initial series on computers in primary education. If you have any enquiries, comments, or suggestions for the second series which will start in the Autumn, write to Tony Quinn, Acorn User, 53 Bedford Square, London WC1B 3DZ, marking your envelope 'Education'.

Education authorities, or individuals requiring reprints of this series should write to the same address.

Finally, we omitted to mention

database is implemented. *Search* does this. It shows graphically the structure and operation of a relational database, a linked list and an inverted database.

In each case the files used for demonstration are small. Two small databases can be searched using moderately complex enquiries and the pupil is able to follow the action of the search. The inverted database program is almost finished and all three programs are supported by material written by a former school librarian.

The importance of information retrieval, word processing and financial spreadsheet packages are reflected in the higher levels of the Certificate. The books must be related to software which the pupils can easily use and so a limited word processing package and a simplified Visicalc-type package are being developed.

Schools which are willing to seriously trial written material and related programs should contact Trisha Strong c/o Acorn User, 53 Bedford Square, London WC1B 3DZ. Those who want a draft copy of the Certificate of Computer Competence should enclose a stamped addressed envelope.

that the program *Tray* described in May's *Acorn User* was devised by Bob Moy and Mike Blamires and initially developed at Forest Hill School, London. It is being extended with the help of the English Centre of the ILEA. *Tray* is one of a suite of programs Bob Moy has developed to help teach reading and text analysis up to 'A' level. Enquiries should be addressed to: Mr Bob Moy (Advisory Teacher for English at the usual Acorn User address.

NINE ESSENTIALS

- Information technology must be a practical activity which builds pupils' confidence to use computers.
- Knowing about computers means knowing when and how to use them rather than the details of how they work.
- Pupils should learn to use computers sensibly, ie, by using the appropriate software, to perform tasks which would otherwise be unduly tedious.
- There is already encouraging evidence that sensible activities using computers have a positive benefit on girls' attitudes if started in primary school.
- Information technology can be taught either as a separate subject or as a co-ordinated part of many other subjects.
- Teachers need training over a reasonable period of time to become confident and proficient in the use of computers.
- Information technology is the future revolution which has already happened.
- IT can be taught effectively only with sufficient computers and informed and well motivated teachers.
- Teachers can help pupils appreciate IT by using appropriate means of communication in their own lessons.



CABEL

electronic monitor manufacturer



THE CE370A
NEW R.G.B.
COLOUR MONITOR
£199.50

- * Quality
- * Reliability
- * Manufactured in Britain 100%
- * A moulded case with carrying handle
- * Meets British standard safety regulations (BS415)
- * Automatic black level compensation for tube ageing
- * Mullard AX37-590x Tube
- * Power consumption 60w

NEW: The CE370B R.G.B.
Composite Video and
Audio Colour Monitor
£250.00 + VAT

CABEL offers you a new high quality 14" inch colour monitor

The case has been designed with safety upmost in our minds.

This advanced model cuts the component count and incorporates the most sophisticated parts on the market today.

Using the MULLARD AX tube, which gives perfect colour registration with reliable and stable operation. Automatic drift (Black level) compensation adjusts automatically with the ageing of the tube.

All this and many other features, including years of experience in the data display industry and backed up by our 2 year guarantee.

We GUARANTEE long service and reliability.

Price £199.50 + VAT Includes R.G.B. Lead

DEALER ENQUIRIES AND EDUCATION ENQUIRIES WELCOME
CHEQUE/POSTAL ORDER, OR FOR FAST DELIVERY, RING US WITH YOUR CREDIT CARD NUMBER

Factory

Unit 15
Whitegate Industrial Estate
Whitegate Road
Wrexham LL11 1AY

Tel 0978 350345

Office

Lloyds Bank Chambers,
The High Street,
Tewkesbury,
Gloucestershire
Tel 0684 298840
Telex 339671 ALD FAB



CABEL

electronic

Registered No. 1370335

The 50p network

THE BBC micro is a remarkable machine for communicating with other systems across phone lines using an acoustic coupler. Robin Kennedy of Kensoft in Cleveland has passed on a gem of a program for handling the BBC side.

Program 9 runs happily on OS 0.1, 1.0, and 1.2 (but not the Tube). To understand how it operates we need to look at memory locations &FE08 and &FE09. The second is easily dealt with - it is the location of the 6850 ACIA register dealing with transmitting and receiving character via the RS423 port. Any received character enters the BBC through this location, while any character placed into this location is apparently transmitted through the RS423 circuitry. The other location, &FE08, is more complex. It appears &FE08 can be read from as a status register for the 6850 ACIA. If the first bit is set, it indicates a character has been received in &FE09. If the second bit is set, it is 'clear to send'. Program 9 above looks at both these bits in line 40, where it says; 'if there is a character and it is clear to send, continue'. This is fine for 300 baud, but the program can be tweaked to run at higher rates. I use the BBC micro coupled to a development Z8 running at 1200 baud (program 10).

And inter-Beeb communication is possible at 9600 baud with program 11. Whereas programs 9 and 10 made the BBC into a terminal which requires the host system to return each transmitted character so that the user could see his/her own keypresses (full duplex), program 11 acts in a different way. Each of the two communicating Beebs prints the

characters which it receives and those it is transmitting. Additional coding is required to handle the CR codes at the end of lines.

While playing with the software shown above, the germ of an idea arose. While running courses, a common need is that of loading Basic programs for teachers to evaluate. What was required was the ability to load each BBC from a disc system. But this seemed at first a non-starter because of the need for multiple disc upgrades. However in OS 1.2, typing *FX2,1 causes the machine to think the RS423 port is a keyboard. This meant it was possible to receive via the RS232 port with a single command. Each of our BBC micros could be configured to receive with a function key.

*KEY1 *FX8,8!M*FX7,8!M*FX2,1!M
Eventually I found *FX3,5 would

```

10 *FX0,3
20 *FX7,3
30 %t%=&FE08:tr%=&FE09
40 IF (%t%&3) PRINT (%tr% AND 127)
50 a%=INKEY$(0):IF a%="" %tr%=&ASC a%
60 GOTO40
    
```

Program 9. Terminal software

```

10 *FX200,0
20 *FX7,4
30 *FX6,4
40 %t%=&FE08:tr%=&FE09:MODE3
50 IF (%t% AND 1)=1 PRINTCHR$(%tr%)
60 a%=INKEY$(0):IF a%="" %tr%=&ASC a%
70 GOTO50
    
```

Program 10. BBC to Z8 communications system

```

10 *FX7,7
20 *FX8,7
30 %t%=&FE08:tr%=&FE09
40 IF %t%&3 a%=CHR$(%tr% AND 127)
   :PRINTa%:IF a%="CHR$13 PRINT
50 a%=INKEY$(0):IF a%="" %tr%=&ASC a%:PRINTa%
55 IF a%="CHR$(13) PRINT
60 GOTO40
    
```

Program 11. BBC to BBC communication

transmit from an RS232 port, and so developed the function key:

*KEY0 *FX8,8!M*FX7,8!M*FX3,5!
MLIST!M*FX3,4

Because LIST produces ASCII text, and *FX3,5 sends it down the RS423 port, this function key worked and transmission was successful. Unfortunately the recipient BBC micro still had its keyboard locked out. The final approach was:

*KEY0 *FX8,8!M*FX7,8!M*FX3,5!
ML:IMP:"*FX2,0"!M*FX3,4!M

This had the result of commanding the receiving micro to listen to its keyboard, by making it print *FX2,0 as a direct command. The final *FX3,4 in key0 simply sets up the transmitting micro to print to screen only. The connections between the two micros can be seen in figure 4. Transmission is effectively a SPOOLing/EXECing process and programs can be appended. For the best transmission:

- load program for transmitting (Tx) from disc;
- press Break on the receiving (Rx) micro;
- press f1 on the Rx micro;
- press Break on Tx micro;
- type OLD on Tx micro;
- press f0 on Tx micro.

The lead used is 10 metres long, and is taken to the RS232 socket on each Rx micro in turn 'hosepiping' Basic programs swiftly into them (10k in 30 seconds).

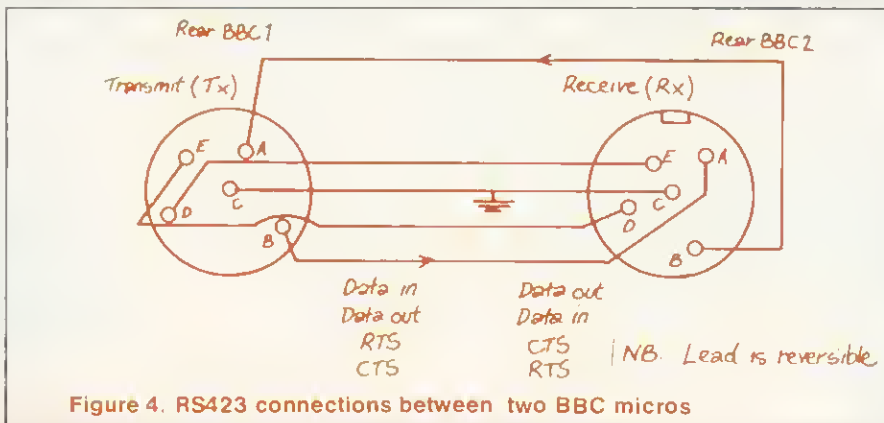


Figure 4. RS423 connections between two BBC micros

BBC
ASSORTIES

THE WORLD'S LARGEST LIST OF BBC MICROS ACCESSORIES



Overseas
dealers
and distributors
enquiries welcomed.
Exports a
speciality

HARDWARE

- MMB01 BBC MODEL B
- MMB02 BBC MODEL B+ECONET
- MMB03 BBC MODEL B-DISK INTERFACE
- MMB04 BBC MODEL A
- MMB05 BBC MODEL A-ECONET
- MMB06 BBC DISK DRIVE 100K
- MMB07 BBC DISK DRIVE 800K
- MMB08 BBC DISK INTERFACE
- MMB09 BBC 6502 2nd PROCESSOR
- MMB10 BBC 780 2nd PROCESSOR
- MMB11 TELETEXT RECEIVER
- MMB12 JOYSTICKS (PAIR)
- MMB13 RGB COLOUR MONITOR S/RES
- MMB14 RGB COLOUR MONITOR H/RES
- MMB15 RGB CABLE
- MMB16 12" GREEN MONITOR
- MMB17 12" AMBER MONITOR
- MMB18 PLINTH FOR RGB MONITOR
- MMB19 A TO B UPGRADE (FITTED)
- MMB20 MEMORY UPGRADE (KIT)
- MMB21 PRINTER I/O (KIT)
- MMB22 ANALOGUE (KIT)
- MMB23 SERIAL I/O & RGB (KIT)
- MMB24 EXPANSION BUS (KIT)
- MMB25 PARALLEL CABLE ASSEMBLED
- MMB26 USER PORT CONNECTOR/CABLE
- MMB27 ANALOGUE PLUG & CABLE
- MMB28 S PIN DIN
- MMB29 8 PIN DIN
- MMB30 7 PIN DIN
- MMB31 BUS CONNECTOR
- MMB32 SEIKOSHA GP250
- MMB33 EPSON FX80
- MMB34 EPSON FX80 160 CPS
- MMB35 SEIKOSHA GP 100
- MMB36 EPSON MX100
- MMB37 SMITH CORONA D/WHEEL
- MMB38 SPARK JET PRINTER
- MMB39 TEC STARWRITER
- MMB40

- MMB41 5 1/4" DISKS (10)
- MMB42 COMPUTER DUST COVER
- MMB43 DISK DRIVE DUST COVER
- MMB44 CASSETTE RECORDER
- MMB45 FLOWCHART STENCIL
- MMB46 DISK LIBRARY CASE
- MMB47 PAPER LISTING 8 INCH
- MMB48 PAPER 9 1/2" 11" (2000)
- MMB49 GRAPHICS TABLET (CASSETTE)
- MMB50 GRAPHICS TABLET (DISK)
- MMB51 LIGHT PEN
- MMB52 A/O CONVERTOR
- MMB53 128 K RAM PACK
- MMB54 COOLING FAN
- MMB55 DISK DRIVE 100K
- MMB56 DISK DRIVE 400K
- MMB57 DISK DRIVE FOR ABOVE
- MMB58 2 DRIVE CABLE (BOOK)
- MMB59 APL PROG FOR BBC (BOOK)
- MMB60 30 PROG FOR BBC (BOOK)
- MMB61 PROG THE 6502 (BOOK)
- MMB62 6502 APPLICATIONS (BOOK)
- MMB63 BBC MICRO REVEALED (BOOK)
- MMB64 LET BBC TEACH (BOOK)
- MMB65 30 HOUR BASIC (BOOK)
- MMB66 780 DISK PACK
- MMB67 6502 SOFTWARE DESIGN
- MMB68 INTRODUCTION TO FORTH
- MMB69 DISCOVER FORTH
- MMB70 PRACTICAL PROGS FOR BBC & ATOM
- MMB71 PRACT PROGS FOR BBC & ATOM
- MMB72 (D. JOHNS)
- MMB73 THE COMPUTER BOOK
- MMB74 EASY PROG FOR BBC
- MMB75 GAMES FOR BBC COMPS PLAY
- MMB76 BASIC P'GRAMMING FOR BBC
- MMB77 FORTH PROGRAMMING FOR BBC
- MMB78 1.2 OPERATING ROM
- MMB79 PC8023
- MMB80
- MMB81

**ECONET?
ASK US**



SOFTWARE

- (MICRO MAN) £ 22.43
 - (MICRO MAN) £ 1.00
 - (MICRO MAN) £ 5.74
 - (MICRO MAN) £ 5.74
 - (MICRO MAN) £ 29.00
 - (MICRO MAN) £ 4.02
 - (MICRO MAN) £ 2.87
 - (MICRO MAN) £ 14.85
 - (MICRO MAN) £ 86.25
 - (MICRO MAN) £ 143.75
 - (MICRO MAN) £ 34.50
 - (MICRO MAN) £ 36.23
 - (MICRO MAN) £ 343.85
 - (MICRO MAN) £ 38.24
 - (MICRO MAN) £ 201.25
 - (MICRO MAN) £ 396.75
 - (TEAC) £ 11.85
 - (TEAC) £ 17.25
 - (TEAC) £ 8.85
 - (TEAC) £ 4.95
 - (TEAC) £ 10.75
 - (TEAC) £ 10.75
 - (R.ZAKS) £ 7.95
 - (R.ZAKS) £ 6.45
 - (R.ZAKS) £ 9.95
 - (T.HARTNELL) £ 780.00
 - (C.PRIGMORE) £ 8.25
 - (TORCH) £ 8.25
 - (L.J.SCANLON) £ 10.25
 - (K.NECHT) £ 10.25
 - (T.HOGAN) £ 14.95
 - (W.JWELLER) £ 5.95
 - (BBC) £ 6.75
 - (E.DEESON) £ 5.95
 - (T.HARTNELL) £ 5.95
 - (N.&P.CRYER) £ 5.95
 - (SAMS) £ 12.50
 - (ACORN) £ 11.50
 - (NEC) £ 366.00
- (All prices include VAT)
- MMS001 OPTIONS TIME TABLE (C)
 - MMS002 RECORD CHANGER
 - MMS003 WORD PROCESSOR
 - MMS004 EDUCATIONAL-1
 - MMS005 COLOSSAL ADVENTURE
 - MMS006 ADVENTURE QUEST
 - MMS007 DUNGEON ADVENTURE
 - MMS008 STARSPELL
 - MMS009 TABLE STAR
 - MMS010 EARLY WARNING
 - MMS011 ROADRUNNER
 - MMS012 PLANES
 - MMS013 PHARAOHS TOMB
 - MMS014 FROGGER
 - MMS015 LUNAR LANDER
 - MMS016 TOWER OF ALTO5
 - MMS017 MAZE INVADERS
 - MMS018 FOOTER
 - MMS019 GOMOKO
 - MMS020 MUNCHYMAN
 - MMS021 MASTERMIND
 - MMS022 SPACE MAZE
 - MMS023 COWBOY SHOOTOUT
 - MMS024 ALIEN DESTROYER
 - MMS025 MARTIANS
 - MMS026 SWORD
 - MMS027 SEEK
 - MMS028 GALACTIC COMMANDER
 - MMS029 CAT & MOUSE
 - MMS030 ZOMBIES
 - MMS031 STAR TREK
 - MMS032 REVERSIT
 - MMS033 CHESS
 - MMS034 WORLD GEOGRAPHY
 - MMS035 JUNIOR MATHS
 - MMS036 DISASSEMBLER
 - MMS037 TIMETREK
 - MMS038 ADVENTURE
 - MMS039 EL DORADO GOLD
 - MMS040 LASER COMMAND
 - MMS041 ASTRO NAVIGATOR
 - MMS042 MICRO BUDGET
 - MMS043 CONSTELLATION
 - MMS044 FILER
 - MMS045 BEETAPE
 - MMS046 MICRODRBY
 - MMS047 SPACE PIRATES
 - MMS048 CHESS
 - MMS049 ARCADIAN
 - MMS050 SNAPPER
 - MMS051 METEORS
 - MMS052 CREATIVE GRAPHICS
 - MMS053 TREE OF KNOWLEDGE
 - MMS054 BUSINESS GAMES
 - MMS055 PEKO-COMPUTER
 - MMS056 ALGEBRAIC MANIPULATION
 - MMS057 MONSTERS
 - MMS058 PLANETOID
 - MMS059 ARCADE ACTION
 - MMS060 DESK DIARY
 - MMS061 PHILOSOPHERS QUEST
 - MMS062 GRAPHS & CHARTS

Local
Authorities and
Government Departments
Orders welcomed.
Educational Seminars
p.w.m.

THE WORLD'S LARGEST LIST OF BBC ACCESSORIES

- MMS068 CREATIVE GRAPHICS (BOOK) (ACORNSOFT) £ 7.50
- MMS069 FRUIT MACHINE (COMPUTER CONCEPTS) £11.50
- MMS070 LOGO II (BUG-BYTE) £ 5.50
- MMS071 FORTH (COMPUTER CONCEPTS) £17.25
- MMS072 HITCHHIKER (COMPUTER CONCEPTS) £ 6.67
- MMS073 SPACERHAWKS (COMPUTER CONCEPTS) £ 8.97
- MMS074 ASTEROID BELT (COMPUTER CONCEPTS) £ 8.97
- MMS075 CHESS (GEN SOFTWARE) £11.50
- MMS076 ANGLEZUP (GEN SOFTWARE) £ 6.88
- MMS077 L TRAP (BUG-BYTE) £ 6.88
- MMS078 TAKE OFF (BUG-BYTE) £ 5.73
- MMS079 GRAPH CAPERS (GEN SOFTWARE) £ 6.88
- MMS080 MONTE CARLO (GEN SOFTWARE) £ 9.00
- MMS081 SPACE WARP (BUG-BYTE) £ 5.50
- MMS082 GOLF (ACORNSOFT) £11.50
- MMS083 DRAGON QUEST (ACORNSOFT) £ 5.50
- MMS084 AIRLIFT (BUG-BYTE) £ 5.50
- MMS085 POLARIS (BUG-BYTE) £ 9.95
- MMS086 GURU MASTER (BUG-BYTE) £ 7.50
- MMS087 GRAPHS & CHARTS (BOOK) (BBC) £10.00
- MMS088 HOME FINANCE (BBC) £10.00
- MMS089 EARLY LEARNING (BBC) £10.00
- MMS090 MUSIC (BBC) £10.00
- MMS091 THE COMPUTER PROG VOL 1 (BBC) £10.00
- MMS092 THE COMPUTER PROG VOL 2 (BBC) £10.00
- MMS093 DRAWING (MICRO MAN) £10.00
- MMS094 GAMES OF STRATEGY (MICRO MAN) £10.00
- MMS095 FUN GAMES (MICRO MAN) £10.00
- MMS096 THE COMPUTER BOOK (ACORNSOFT) £10.00
- MMS097 SALES LEDGER DISK (ACORNSOFT) £10.00
- MMS098 PURCHASE LEDGER DISK (ACORNSOFT) £10.00
- MMS099 FILE IT DISK (ACORNSOFT) £10.00
- MMS100 MAILING LIST DISK (ACORNSOFT) £10.00
- MMS101 WORD SEQUENCING (ACORNSOFT) £10.00
- MMS102 MISSING SIGNS (ACORNSOFT) £10.00
- MMS103 SENTENCE SEQUENCING (ACORNSOFT) £10.00
- MMS104 ROCKET RAID (I.J.K.) £ 4.50
- MMS105 MONSTERS (I.J.K.) £ 4.50
- MMS106 SNAPPER (I.J.K.) £ 4.50
- MMS107 METEORS (I.J.K.) £ 4.50
- MMS108 PLANETOID (I.J.K.) £ 4.50
- MMS109 INVADERS (I.J.K.) £ 7.50
- MMS110 MUTANT BREAKOUT (I.J.K.) £ 4.50
- MMS111 3-D MAZE (I.J.K.) £ 6.50
- MMS112 BEEB BEEP (I.J.K.) £ 6.50
- MMS113 HYPERDRIVE (I.J.K.) £10.50
- MMS114 SUPER HANGMAN (I.J.K.) £ 7.45
- MMS115 FLAPS (I.J.K.) £ 9.95
- MMS116 STRATOBOMBER (I.J.K.) £ 6.95
- MMS117 FAMILY GAMES (I.J.K.) £ 7.95
- MMS118 ATLANTIS (I.J.K.) £ 6.95
- MMS119 BEEBUNCH (I.J.K.) £ 6.95
- MMS120 STARTREK/CANDYFLOSS (I.J.K.) £ 6.85
- MMS121 WOROPPO (I.J.K.) £ 7.45
- MMS122 POLAR BEAR (I.J.K.) £ 7.95
- MMS123 DATABASE FOR 16/32K (SOFTWARE FOR ALL) £ 7.95
- MMS124 J.R. (SOFTWARE FOR ALL) £ 9.95
- MMS125 SPAC KINGDOM (SOFTWARE FOR ALL) £ 6.95
- MMS126 CAR WARS/ALIEN PLANET (SOFTWARE FOR ALL) £ 6.95
- MMS127 TIME TRAVELLER (SOFTWARE FOR ALL) £ 6.85
- MMS128 UTILITY PACK 1 (SOFTWARE FOR ALL) £ 7.45
- MMS129 ZOMBIE ISLAND (SOFTWARE FOR ALL) £ 7.95

- MMS134 ROW OF FOUR (SOFTWARE FOR ALL) £ 6.54
- MMS135 BEEBTRK (SOFTWARE FOR ALL) £ 7.95
- MMS136 GALACTIC INTRUDER (SOFTWARE FOR ALL) £ 6.95
- MMS137 INHERITANCE (SIMON W. HESSEL) £ 8.95
- MMS138 GREAT BRITAIN LTD. (SIMON W. HESSEL) £ 6.95
- MMS139 WORLD TRAVEL GAME (SIMON W. HESSEL) £ 5.95
- MMS140 PASCAL (CHALKSOFT) £ 8.95
- MMS141 ANGLE (CHALKSOFT) £ 5.95
- MMS142 INKOSI (CHALKSOFT) £ 9.95
- MMS143 INVISIBLE MAN (CHALKSOFT) £ 9.95
- MMS144 LETTERS (CHALKSOFT) £ 9.95
- MMS145 SEQUENCES (CHALKSOFT) £ 9.95
- MMS146 CASTLE OF RIDDLES (J. RUSTON) £ 9.95
- MMS147 BASIC COMPILER (ACORNSOFT) £ 7.19
- MMS148 BBC BASIC (SOFTEXE) £ 5.75
- MMS149 FORTH (CARLTON COMPUTING) £ 4.60
- MMS150 ROCKET RAID (C.J.E.) £11.50
- MMS151 SPHINX ADVENTURER (FISHER MARRIOTT) £44.95
- MMS152 SHOOTING BLOCK PUZZLER (FISHER MARRIOTT) £11.50
- MMS153 MUSIC TUTOR 1 (COMPUTER CONCEPTS) £ 9.25
- MMS154 MORSE TUTOR (GOLEM) £10.58
- MMS155 30+PROGS FOR THE BBC (GOLEM) £ 8.95
- MMS156 WAR & PEACE NUMBERS (GOLEM) £ 9.95
- MMS157 WORDWISE (GOLEM) £ 9.95
- MMS158 EDUCATIONAL 2 (ACORNSOFT) £ 9.95
- MMS159 SUPERLIFE (ACORNSOFT) £ 9.95
- MMS160 KATAKOMBS (ACORNSOFT) £ 9.95
- MMS161 UTILITIES (ACORNSOFT) £ 9.95
- MMS162 SUPER INVADERS (ACORNSOFT) £ 9.95
- MMS163 CHESS (ACORNSOFT) £ 9.95
- MMS164 MISSILE BASE (ACORNSOFT) £ 9.95
- MMS165 SHOOKER (ACORNSOFT) £ 9.95
- MMS166 STARSHIP COMMAND (ACORNSOFT) £ 9.95
- MMS167 STARSHIP QUEST (ACORNSOFT) £ 9.95
- MMS168 COUNTDOWN TO DOOM (ACORNSOFT) £ 9.95

- MMS169 SENTENCE SEQUENCING (ACORNSOFT) £11.90
- MMS170 WORD SEQUENCING (ACORNSOFT) £11.90
- MMS171 MISSING SIGNS (ACORNSOFT) £11.90
- MMS172 NUMBER BALANCE (ACORNSOFT) £11.90
- MMS173 WORD HUNT (ACORNSOFT) £13.80
- MMS174 SPEED & LIGHT (ACORNSOFT) £13.80
- MMS175 DENSITY & CIRCUIT (ACORNSOFT) £13.80
- MMS176 CHEMICAL ANALYSIS (ACORNSOFT) £13.80
- MMS177 CHEMICAL SIMULATIONS (ACORNSOFT) £13.80
- MMS178 CHEMICAL STRUCTURES (ACORNSOFT) £13.80
- MMS179 JARS (ACORNSOFT) £13.80
- MMS180 MICROTEXT (ACORNSOFT) £13.80
- MMS181 VIEW ROM (INC MANUALS) (ACORNSOFT) £13.80
- MMS182 BCPL (ROM, DISK & MANUAL) (ACORNSOFT) £13.80
- MMS183 SUPER INVADERS (ACORNSOFT) £13.80
- MMS184 STARSHIP COMMAND (ACORNSOFT) £13.80
- MMS185 STARSHIP QUEST (ACORNSOFT) £13.80
- MMS186 SPHINX ADVENTURE (ACORNSOFT) £13.80
- MMS187 PHILOSOPHERS QUEST (ACORNSOFT) £13.80
- MMS188 NUMBER BALANCE (ACORNSOFT) £13.80
- MMS189 WORD HUNT (ACORNSOFT) £13.80
- MMS190 SPEED & LIGHT (ACORNSOFT) £13.80
- MMS191 DENSITY & CIRCUIT (ACORNSOFT) £13.80
- MMS192 CHEMICAL ANALYSIS (ACORNSOFT) £13.80
- MMS193 CHEMICAL SIMULATIONS (ACORNSOFT) £13.80
- MMS194 CHEMICAL STRUCTURES (ACORNSOFT) £13.80
- MMS195 JARS (ACORNSOFT) £13.80
- MMS196 LISP (ACORNSOFT) £13.80
- MMS197 FORTH (ACORNSOFT) £13.80
- MMS198 MICROTEXT (ACORNSOFT) £13.80
- MMS199 LISP (BOOK) (ACORNSOFT) £13.80
- MMS200 FORTH (BOOK) (ACORNSOFT) £13.80
- MMS201 VIEW GUIDE (BOOK) (ACORNSOFT) £13.80
- MMS202 INTO VIEW (BOOK) (ACORNSOFT) £13.80
- MMS203 BCPL MANUAL (BOOK) (ACORNSOFT) £13.80

MICRO MANAGEMENT

Micro Management, 32 Princes Street,
Ipswich, Suffolk. Phone: (0473) 59181

Mail or telephone order: Barclaycard or Access Credit Card accepted.
Only defective or faulty goods may be returned.




Post and Packing is still only £1 per item

MICRO MANAGEMENT ORDER FORM

CODE	ITEM	QTY	AT		COST	
			£	P	£	P
	BARCLAY/ACCESS					
CREDIT CARD No.						
NAME						
ADDRESS						
			SUB TOTAL			
			POST & PACKING			
			TOTAL			

Market your own software through us. Write with details.



String Handling by S. Todd

HERE are two assembly language programs (inspired by your excellent book on assembly language for the BBC micro) to help write large Basic programs.

The first, called 'finder', is located in page &C as a default but can be located anywhere by changing line 100 in listing 5. It

expects an input string up to 32 characters and will output any Basic line containing that string (keywords excluded). The output is done in paged mode as it is extremely fast. Instructions are included within the program.

Second, 'error-util' acts as an extension to the BBC machine's

error reporting (listing 6). The program redirects the BRK vector to the start of my code.

When an error occurs, the offending line is printed with the error highlighted. Then control is passed back to the machine which prints the normal error message.

Note, these routines will not work with the new version of Basic.

```

10REM Find utility. S.A.Todd. Copyright 1983.
20REM Uses zero page addresses &70 and &71 only. Requires 1.0 MOS or later.
30REM Set code assembly location in line 100. Code is 215 bytes long.
40REM Type in string to be found on prompt "find ? ".
50REM Output is whole BASIC line with string occurrence.
60REM NOTE. GOTO numbers are NOT output correctly.
70REM GOTO numbers will be correct if subroutine "out number_line"
80REM is replaced by the ROM listing routine. I can't find the address.
90
100page=&C00
110
120len_string=0
130FOR TX = 0 TO 3 STEP 3
140P%=page
150DOPT TX: #start:LDA #&C:JSR &FFEE:JSR &FFE7:JSR &FFE7:LDA #14:JSR &FFEE:LDA
#0:TX:STA &70:LDA #18:STA #71:LDY #len_string:next:LDA message-1,Y:JSR &FFEE:D
EY:BNE next:TXA:LDX #start:table MOD 256:LDY #start:table DIV 256:JSR &FFF1
160BES finish:CPY #0:BEO finish:INY:LDA #13:STA &A0F,Y:JSR &FFE7:JSR &FFE7:ne
at try:LDY #1:LDA (&70),Y:CMP #&FF:BEO finish:JSR check_occurrence:BEO next try:J
SR out_number_line:JMP next_try:finish:JSR &FFE7:JSR &FFE7:LDA #15:JSR &FFEE:RT
S
170check_occurrence:LDY #4:STY &72:DEC &72:next_part_line:LDX #4:INC &72:LDY
&72:next:LDA (&70),Y:CMP #13:BEO next_line:CMP &A0C,X:BNE next_part_line:INX:L
DA &A0C,X:CMP #13:BEO found:INY:BNE found:next_line:JSR find_line:LDA #0:RTS
180found:LDA #&FF:RTS:.out_number_line:LDY #1:LDA (&70),Y:STA #2A:INY:LDA (&7
0),Y:STA #2A:JSR &9BF1:LDA #32:JSR &FFEE:JSR out_line:JSR &FFE7:RTS:.out_line:LD
Y #4:next_byte:LDA (&70),Y:CMP #13:BEO end_outline:JSR &B53A:INY:JMP next_byte
190end_outline:JSR find_line:JSR &FFE7:RTS:.find_line:LDY #3:LDA (&70),Y:CLC:
ADC &70:STA &70:BEO no_add:INC &71:.no_add:RTS:]
200P%=P%+1:message=P%
210message=" ? dnif"
220len_string=LEN(message)
230P%=P%+len_string+1
240start_table=P%:P%=P%+10
250P%?1=&A:P%?2=&20:P%?3=32
260P%?4=127
270NEXT
280END

```

Listing 5. 'Finder' to detect string

```

10REM Error utility. S.A.Todd. Copyright 1983.
20REM Should run on any current MOS.
30REM Set value of page to convenient address.
40REM On error condition code prints out offending line
50REM with error highlighted by '>>>error character<<<'.
60REM NOTE. The 'error character' is position machine found the error.
70REM Pressing BREAK reinstates normal error handling.
80REM Code does not print GOTO numbers correctly.
90REM GOTO numbers will be correct if subroutine "print_line" is
100REM replaced by the ROM listing routine. I can't find the address.
110
120page=&C00
130
140P%?202=page MOD 256:P%?203=page DIV 256:REM point error vector to this code.
150
160FOR TX = 0 TO 3 STEP 3
170P%=page
180DOPT TX:.search:LDY #0:LDA (&FD),Y:CMP #17:BEO machine:LDA #8:STA &70:STA #7
1:LDA #C:CMP #18:BMI machine:STA #71:STA #73:INC #72:BNE no_add_on:INC #73:.no_a
dd_on:JSR &FFE7:JSR &FFE7
190.again:LDA (&70),Y:CMP #&D:BEO got_line:DEC &70:LDA #70:CMP #&FF:BNE no decr
ement:DEC &71:.no decrement:JMP again:.got_line:INY:LDA (&70),Y:STA #2B:INY:LDA
(&70),Y:STA #2A:JSR &9BF1:LDA #32:JSR &FFEE:JSR print_line:JSR &FFE7
200.machine:JMP &B433 \ go to machine error routine
210.print_line:LDY #4:next_char:LDA (&70),Y:CMP #&D:BEO end_print:TYA:CLC:ADC
&70:CMP #&72:BNE no_check:LDA #71:CMP #73:BEO highlight:.no_check:LDA (&70),Y:JS
R #B53A:next:INY:JMP next_char:.end_print:RTS
220.highlight:LDA #62:JSR &FFEE:LDA #62:JSR &FFEE:LDA #62:JSR &FFEE:LDA (&70),
Y:JSR &B53A:LDA #60:JSR &FFEE:LDA #60:JSR &FFEE:LDA #60:JSR &FFEE:JMP next_line:NE
X

```

Listing 6. Error report extension

No speed penalty to eliminate graphics snow

IN THE letters page of the April issue, a routine was given to eliminate the annoying 'snow' that can appear whenever graphics memory is used. However, this fix slows down screen plotting. This is because it waits for the TV 'frame sync' pulse, which is only sent 60 times a second. However, the video chip (IC 31) also produces a 'line sync' pulse (don't worry what it all means) every 1/15000 second, on pin 38. If you have the 6522 VIA fitted this pulse can be read by connecting a wire link from pin 38 (IC 31) to pin 17 of IC1.

If the idea of soldering onto ICs worries you, connect pin 3 of PL4 to the fifth pad from the left of the innermost row of solder pads on

the port marked PL7 - this is user port PB7 and, to use it for other purposes, insert a switch in the wire link. Once installed, the following short routine will assemble a new version of the point plot routine:

```
10P.S21; P=#21C; [LDA #B800;
    BMI P-3; JMP #F7AA;];
    P.$6
```

This line should begin every program using graphics. To call it, use:

```
9000a !#222=!FE; !#3FE=#21C;
    R.
```

Call by GOS. a, everytime you use CLEAR or COLOUR. You will find noise is eliminated (except in mode 0) but plotting is not noticeably slowed.

Barry Pickles hosts a new cash-for-tips column. Here's a chance to show off your talents - and earn some crinkly green stuff into the bargain. There are reckoned to be some 40,000 of you out there and, bearing in mind that the Atom has been around for more than two years, you must have accumulated a fair amount of expertise.

What we're looking for are those little routines, tips and hardware mods you've discovered. Don't worry if your little wrinkle seems too simple - it's probably just what someone else has been looking for. The same rules apply here as in Ian Birnbaum's *Beeb Forum*. Short, sweet and as original as possible is the name of the game. I'll start you off, but this is your page, so let's hear from you!

Send your ideas to Atom Forum, Acorn User, 53 Bedford Square, London WC1B 3DZ. If you want it returned, enclose a SAE. It should be typed or printed, with programs on cassette (with listing if possible).

Bad program - but all is not lost

IT HAPPENS to all of us. You've just typed in the latest epic and are getting ready to save it, when something happens - maybe the freezer thermostat has just switched on - and the machine locks up. You press break and type OLD - nothing happens! Your masterpiece has just gone west as a 'bad program'.

The Atom recognises the end of a program by a marker, which is a carriage return followed by a negative byte (ie; 0D FF in hex). Whenever you press break, these two characters are inserted at the start of the current text area. As a program is typed in, the FF moves along in the next byte.

If a bad program error crops up, all is not lost, but you need to know how a program is stored, to effect recovery. If you have a program resident, type P.\$#2901 (CR). What you should see is the first line of the program! From this, you will realise that, unlike most Basics, the Atom does not 'tokenise' words, but stores program lines as an ASCII string, exactly as typed in. The format is:

```
line no. (MSB);line no.(LSB);(line
    of text);(CR);(FF- if last
    line)
```

One way of recovering a bad program is ?#2901 = 0; LIST (CR). However, since OLD didn't work,

you are likely to get a list of garbage. Listing 1 provides the answer - an ASCII disassembler. It should be placed in a different area of memory to the one your program is in! It displays eight bytes to a line, with the address given at the start of the line. Using it will show where the program is corrupt and it can be corrected using the ? operator. It prints ASCII, if the particular byte is in the correct range, so you may see some odd characters where the program line is stored. To use the program as an ordinary hex dump, delete line 20.

```
5 P.$12"ASCII DISASSEMBLER"
  ""PRESS shift TO TERMINATE AND""
10 P."copy WHENEVER PRINTING
    STOPS" '' '$14; ?#E1=0
15 ?#E6=5; @=0; IN."START
    ADDRESS"S; P.'&S": "; DO
20 IF ?S>31 AND ?S<160 P." "?(?S); G.z
25 IF ?S<16 P."0"
30 P.&?S
35zIF C.>28 P.'&S":;"
40 P." "; S=S+1; U. ?#B001 &#80=0
45 ?#E1=#80; P.$15'; E.
```

Listing 1. ASCII disassembler



BEEBUG FOR THE BBC MICRO

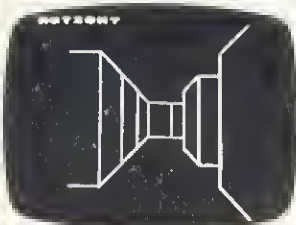
DEVOTED EXCLUSIVELY TO THE BBC MICRO

MEMBERSHIP NOW EXCEEDS 17,000 BRITAIN'S LARGEST COMPUTER USER GROUP


17,000 members can't be wrong—BEEBUG provides the best support for the BBC Micro. BEEBUG Magazine—NOW 64 PAGES devoted exclusively to the BBC Micro.

Programs—Hints & Tips—Major Articles—News—Reviews—Commentary.
PLUS members discount scheme with National Retailers. PLUS members Software Library.
10 Magazines a year. First issue April 1982. Reprints of all issues available to members.


SCREEN SHOTS FROM PROGRAMS



BEEBMAZE FEB 1983




RACER NOV 1982



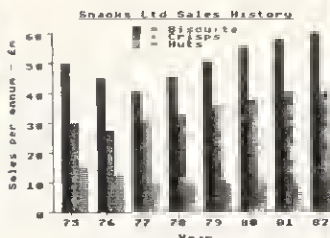
INVASION APRIL/MAY 1983



30 ROTATION MARCH 1983



FOUR IN A ROW APRIL/MAY 1983



BARChart APRIL/MAY 1983

October Issue: Program Features: Alien Attack; Calendar Generator; Union Jack; Memory Display utility. Plus articles on Beebugging; Improving Key Detection; Acorn Press Release on O.S.H.2; and Issue II Basic; The Tube and Second Processor Options; or New Series for less experienced users; and Software Reviews.

November Issue: Program Features: Racer (excellent 16K racing game), Mini Text Editor (Mk2), Transparent Loader, Music with Memory, Harmonograph Emulator, New Character set for Modes 2 & 5; and cassette block-zero—bug retrieve. Plus articles on sound and envelope design—includes indispensable envelope editor program; Debugging Part 3, BBC Basics—Memory Maps and addressing explained; Serial Printer Port (RS423) and RGB upgrade. Plus a large number of Hints & Tips, and a guide to our past issues and their contents.

Dec/Jan Issue: Program Features: Space City (invader-type game), Breakout, Artist (Joystick painting program); Rescue (miraculously retrieves programs after bad loading or 'Bad Program' message); and Pack—a program to compact Basic programs. PLUS Disc System Review, Software reviews—including Wordwise, Book reviews, Adding Joystick interface to model A; How to access the video controller chip; and ideas for the newcomer; plus a new crop of Hints and Tips.

February Issue: Program Features: BEEBMAZE—Find your way through the random maze, guided by 3D views from inside the maze—an excellent game. FIVE DICE—A Beeb implementation of YAHTZEE(ER), a novel dice game. Also a listing of WINDY FIELD—a creation from Acornsoft, SPIROPL0T screen doodler, and a complete memory display program in a user key. Plus Machine Code Screen Dumps for the Epson and Seikosha Printers; articles on USING FILES, IDEAS ON ANIMATION (including a Rotating Cube program), an Introduction to the Use of Procedures, a Survey of Books on the BBC Micro, and a Roundup of Disc System Hints. PLUS a variety of HINTS, TIPS AND INFO, including a single VDU command to perform a SIDEWAYS SCROLL.

March Issue: Program Features: Life (32K), Artillery Duel (16K/32K), Square Dance, 3D Rotation (will rotate any object). Printers for the BBC micro—Review of Epson, Seikosha, Tandy and Olivetti. What to do with the new Operating System, Disc Formatter Program, and full Disc instruction set, Newcomers article on Text and Graphics Windows. PLUS How to get a new Operating System ROM and a special deal on Wordwise (members only).

April/May Issue Special Anniversary issue—Contains index to the whole of BEEBUG Volume 1. Music Composer—create complex 3 part harmonies with this synthesiser Program. Colour bar chart generator program. Beeb implementation of the Connect-Four Game. Invasion—a 16k. Plus Review of Tape Recorders for the Beeb; a Basic Program Editor, which lists variables and procedures, and executes Find and Replace in a Basic Program; Reviews of Acornsoft Games and the Torch 280 Oisc Pack. Disc Menu Program. Newcomers introduction to Mode 7. How to save the unsavable; and a routine to print Double Height Characters in all modes.

BEEBUGSOFT: BEEBUG SOFTWARE LIBRARY offers members a growing range of software from £3.50 per cassette.

BEEBUG NEW OPERATING SYSTEM OFFER

BEEBUG members can now obtain the new 1.2 OPERATING SYSTEM ROM at around HALF PRICE

See BEEBUG Magazine February, March or April for details.

As a result of BEEBUG negotiations with Acorn the ROM now may also be offered by other user groups to their members.

1. Starfire (32K).
2. Moonlander (16K).
3. 3D Noughts and Crosses (32K).
3. Shape Match (16K).
4. Mindbender (16K).
4. Magic Eel (32K).
5. Cylon Attack (32K).
6. Astro-Tracker (32K).

Utilities: 1. Disassembler (16K). Redefine (16K). Mini Text Ed (32K).

Applications: 1. Superplot (32K). 2. Masterfile (32K).

13% DISCOUNT TO MEMBERS ON THE EXCELLENT WOROWISE WORD PROCESSING PACKAGE—THIS REPRESENTS A SAVING OF OVER £5.00.

Magazine programs now available on cassette to members at £3.50 inc: VAT & p&tp—see April/May issue for details.

Send £1.00 & SAE for Sample
Membership: UK £5.40 for six months, £9.90 for one year.
Oversees one year only: Europe £16.00, Middle East £19.00, Americas & Africa £21.00, Other Countries £23.00
Meke cheque to BEEBUG and send to: BEEBUG Dept 13, 374 Wendsworth Rd, London SW8 4TE
Send editorial materiel to: The Editor, BEEBUG, PO BOX 50, St. Albens, Herts AL1 2AR

INKEY routine — and how to find it

AT FIRST sight, the Atom seems to lack an INKEY routine, as found on the BBC and other micros. However, the machine responds quite readily to anything typed at the keyboard, so there must be one somewhere. And there is, at location #FE71 in the Atom ROM. It continually scans the keyboard and, if no key is being pressed, returns a value of 255 in the 6502's Y register.

If a key is being pressed, the Y register will contain the value (ASCII - 32). By calling this routine, we can find the state of any key (except CTRL, SHIFT and REPT). The following line will assemble such a routine and store the ASCII value in free location #80:

```
10 P.$21; P=#21C; [JSR #FE71;
TYA: CLC; ADC@32;
STA#80; RTS;]; P.$6
```

To try it out, after assembling, type:

```
11 DO LI.#21C; P.?$80; U.0
```

and run, noting the value of different keys as they are pressed. A value of 31 will be returned, if no key was pressed (255+32-256 - this is called 'modulo' arithmetic. All eight-bit machines work to modulus 256).

It is now a simple matter to make real-time games respond to specific keys only, without stopping the action as follows (delete line 11 first!):

Confused Atom aids protection

IF YOU have ever listed an Acornsoft Basic program, you will have seen the last line is a copyright message number 0. If you've tried to delete it (naughty!), you will have found it well-nigh impossible. This is because the Atom expects line numbers to be consecutive. Putting line 0 at the end confuses the poor thing! Non-erasable lines are a simple, yet reasonably secure method of protection. Here's how it's done. After typing in your program, in direct mode, add the listing below.

Having done this, use the ASCII disassembler to check everything is OK and list the program. You will

```
95 LI.#21C
100 IF ?#80 = "U" THEN (action
1)
110 IF ?#80 = "D" THEN (action 2)
```

Similarly, if a user response to a question can be defined by a single *unique* character such a routine can be used to eliminate the need to press return. Carrying this theme one step further, a flashing cursor is a useful way of reminding a user that a response is needed. This can be done, using the previous routine, by the outlined Basic subroutine below, which alternately turns the cursor on and off, until a response is obtained.

But what is LINK#FB8A? It's another inbuilt Atom routine, this time providing a delay of 1/10 second. Here are some more:

```
LINK#FB7D - two second delay;
LINK#FB81 - 1/2 second delay;
LINK#FB83 - X/60 second
delay.
```

In the latter case, variable X sets the number of sixtieths. All these calls can be used in machine code by a JSR # instruction.

```
95 P."PRESS THE APPROPRIATE
KEY"; GOS.b
100 as above
110 ...

9100b ?#E1=0; P."$8;
LI.#FB8A; LI.#21C; IF ?#80<>
31 THEN R.
9110 ?#E1=#80; P."$8;
LI.#FB8A; G.b
```

Strings, variables and things

UNLIKE most Basics, Atom variables are not cleared by break. This can be useful, as parameters can thus be passed from one program to another. However, it does place the onus on the programmer to set variables before they are used. On power up, things are even worse as variables take random values! In a string variable say \$M, the M doesn't hold the actual string, but only the address where it begins. Using unassigned strings can really screw programs up!

However, it means strings can be explicitly positioned. \$#3B00 is just as valid as \$M and has the advantage of you knowing exactly where it is.

Dimensioning strings (or other variables) can sometimes be a problem. TOP may not be the best place to store arrays. The 'free space pointer' governs where arrays are dimensioned. This is held in locations #23(LSB) and #24(MSB), as an address. Setting up your own vector in these locations starts dimensioning from that address. As a bonus, if the vector is set equal to TOP, as the first line of your program, you will be able to auto-run a Basic program. The way to do this is to begin a program with:

```
5 ?#23=#XX; ?#24=#YY
```

then type in the program as normal. When complete, type P.&TOP (CR) and, using the editor, insert the appropriate values in XX and YY on line 1. Save by:

```
*SAVE "(filename)" (start address)
(end address) F141
```

and you may subsequently use *RUN, instead of LOAD.

```
M = TOP-1; !M = #080000;
M = M+3; $M = " (C) ACORN
USER 1983";
N = LEN(M); N?(M+1) = #FF
```

GEMINI SPECIAL FREE OFFERS

3 for the price of 2 – SAVE £19.95!
 5 for the price of 3 – SAVE £39.90!
 7 for the price of 4 – SAVE £59.85!
 (CASHBOOK & FINAL ACCOUNTS NOT INCLUDED)



CASH BOOK ACCOUNTS PROGRAM FOR BBC 32K, TORCH, SPECTRUM 48K

NEW £59.95

One of the most innovative business programs on the market. Replaces a manual cash book system, e.g. Simplex and 'All-in-One'. Written by practising Chartered Accountants, this practical program is simple to use and will replace your manual cash and bank records. By giving you access to vital management information as and when you want it, it will enable you to keep more positive financial control of your business.

The software is extremely well and lucidly documented, and Gemini provide a full technical back-up and product up-date policy. Take a look at the information this program will provide:-

- * Summary of VAT information for VAT returns
- * Cumulative receipts and payments report analysed over the standard profit and loss and balance sheet headings
- * Option for departmental analysis of sales and purchases
- * Audit trail printout of all transactions.
- * Journal routine for entering transfers between accounts and year end adjustment for debtors, creditors etc.
- * Trial balance at any interval
- * Interfaces to 'Final Accounts' program to produce balance sheet and trading and profit/loss account etc.
- * Spectrum version may be used with Sinclair OR 80 column printer.



FINAL ACCOUNTS PROGRAM FOR BBC 32K, TORCH, SPECTRUM 48K. £59.95

Requires Cash Book module. This program will take your cash book data to the logical conclusion of balance sheet, trading and profit/loss account and notes to the accounts i.e. fixed assets, land and buildings and capital accounts. Final accounts (BBC version) links to 'Beebplot' for graphic data presentation.

Format: Torch disk, BBC disk/cassette, Spectrum cassette.
Special Offer – Cash Book and Final Accounts together – £95

DATE	DEBIT	CREDIT	DEBIT	CREDIT
1	1000			
2	2000			
3	3000			
4	4000			
5	5000			
6	6000			
7	7000			
8	8000			
9	9000			
10	10000			
11	11000			
12	12000			
13	13000			
14	14000			
15	15000			
16	16000			
17	17000			
18	18000			
19	19000			
20	20000			
21	21000			
22	22000			
23	23000			
24	24000			
25	25000			
26	26000			
27	27000			
28	28000			
29	29000			
30	30000			
31	31000			
32	32000			
33	33000			
34	34000			
35	35000			
36	36000			
37	37000			
38	38000			
39	39000			
40	40000			
41	41000			
42	42000			
43	43000			
44	44000			
45	45000			
46	46000			
47	47000			
48	48000			
49	49000			
50	50000			
51	51000			
52	52000			
53	53000			
54	54000			
55	55000			
56	56000			
57	57000			
58	58000			
59	59000			
60	60000			
61	61000			
62	62000			
63	63000			
64	64000			
65	65000			
66	66000			
67	67000			
68	68000			
69	69000			
70	70000			
71	71000			
72	72000			
73	73000			
74	74000			
75	75000			
76	76000			
77	77000			
78	78000			
79	79000			
80	80000			
81	81000			
82	82000			
83	83000			
84	84000			
85	85000			
86	86000			
87	87000			
88	88000			
89	89000			
90	90000			
91	91000			
92	92000			
93	93000			
94	94000			
95	95000			
96	96000			
97	97000			
98	98000			
99	99000			
100	100000			

"Gemini's range of software is in the vanguard of the releases for 'serious' micro users..."
 (WHICH MICRO AND SOFTWARE REVIEW)



INVOICES AND STATEMENTS... £19.95

Compatible with most micros. See table. Ideal for the small business. A complete suite of programs together with generated customer file for producing crisp and efficient business invoices and monthly statements on your line printer. All calculations include VAT automatically, and the program allows your own messages on the form produced. This program gives you superb presentation and saves time on one of the most tedious tasks in the office.



COMMERCIAL ACCOUNTS... £19.95

Compatible with most micros. See table. A gem of a program, all for cassette, with the following features: Daily Journal. Credit Sales. Cash Sales. Credit Purchases. Purchases—other. Sales Ledger. Purchase Ledger. Bank Account. Year to date summary. A fully interactive program suitable for all businesses. Files can be saved and loaded and totals from one file carried forward to another on cassette. Particularly useful from a cash flow point of view, with an immediate accessibility to totals for debtors and creditors. Bank totally supported with entries for cheque numbers, credits and, of course, running balance.



MAILING LIST... £19.95

Compatible with most micros. See table. A superb dedicated database to allow for manipulations of names and addresses and other data. Gemini's unique 'searchkey' system gives you a further ten 'user-defined parameters' to make your own selections. Features include the facility to find a name or detail when only part of the detail is known, it will print labels in a variety of user specified formats.



DATABASE... £19.95

Compatible with most micros. See table. The program that everyone needs, the most valuable and versatile in your collection. Facilities include sort search, list print if required. Can be used in place of any card index application; once purchased you can write your own dedicated database to suit your particular needs with a limitless number of entries on separate cassettes.



STOCK CONTROL... £19.95

Compatible with most micros. See table. Dedicated software with all that's necessary to keep control of stock. This program will take the tedium out of stock control and save time and money. Routines include stock set up, user reference number, minimum stock level, financial summary, line print records, quick stock summary, add stock, delete/change record and more.



HOME ACCOUNTS... £19.95

Compatible with most micros. See table. Runs a complete home finance package for you with every facility necessary for keeping a track of regular and other expenses, bank account, mortgage, H.P., etc. This program also allows you to plot graphically by Histograms your monthly outgoings.



WORD PROCESSOR... £19.95

Compatible with most micros. See table. This program features routines found in much larger and more expensive packages with a typical word length of 5-6 letters it allows for around 1000 words in memory at one time. Ideal for the user who requires a simple program to write letters on his computer. Features include, block delete, block insert, search and replace, edit text, display text and more.

"Simple to use"
 "Ideally suited to the way most offices run....."
PERSONAL COMPUTER NEWS

ms for more computers!



SPREADSHEET ANALYSIS

BEEBCALC £19.95

DRAGONCALC £19.95

NEW

FOR BBC AND DRAGON 32. Spreadsheet processors have proved to be important tools for using micros in business, scientific and domestic financial applications.

POSITION	A1	RC	SPACE	5185	T
	II	A	II	B	II
	-J.B. SNOOKER T/A POT-BLACK			YEAR	ENDED
	PROJECTED CASH FLOW			Oct.	Nov.
				£	£
1					
2					
3					
4					
5					
6	INCOME				
7	Sales			11786	10944
8					
9					
10	REVENUE EXPENDITURE				
11	Purchases			500	500
12	Advertising			500	1000
13	Director's salary			1596	1596
14	Salaries			2216	2216
15	Rent				
16	Telephone				300
17	Insurance				200
18	Printing, stationary				400
19	Repairs & renewals				
20	Hire of equipment			60	60
COMMAND BCDEFGRSTW*?					

Without any programming knowledge at all, you may:

- Set up a computerised spreadsheet, with chosen row and column names.
- Specify formulae relating any row or column to any other.
- Enter your source data and have the results calculated.
- Save the results on tape (or disk - BBC) for later reloading and manipulation.
- Print the tabulated results in an elegant report format.
- Experienced users may access saved files and write their own reporting or graphics presentation programs for the results.

Some typical applications: -

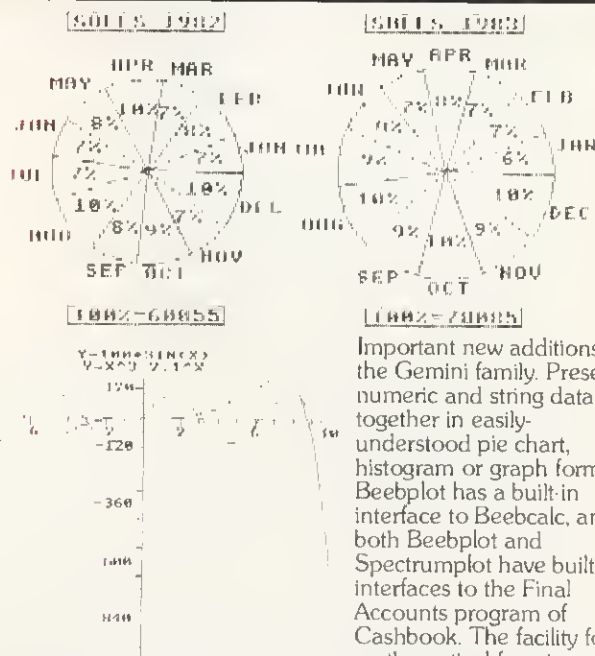
- Small business accounting applications, e.g. profit and loss statements and cashflow projections, break-even analyses etc.
- Investment project appraisal - anything from double glazing to oil rigs!
- Comparing rent/lease/buy options.
- Processing the results of scientific experiments or field studies.
- Engineering calculation models.
- In fact, anything that involves repeated re-calculation of results presented in tabular or spreadsheet format.

Program Availability Chart:-

	Database	Stock Control	Maillet	Invoices & Statements	Spreadsheet Analysis	Cashbook Accounting	Word processor	Home Accounts	Commercial Accounts	Profit	Final Accounts
Sinclair Spectrum 16k or 48k	●	●	●			●		●	●	●	●
Dragon 32k or 64k	●	●	●	●	●			●	●	●	
VIC 20 (16k +)	●	●	●	●				●	●		
Sinclair ZX81 (16k +)	●										
Grundy Newbram	●										
Sharp MZ80A	●	●	●	●				●	●		
Sharp MZ80K	●	●	●	●				●	●		
Sharp MZ80B	●	●	●	●				●	●		
BBC Micro model A or B 32k	●	●	●	●	●	●	●	●	●	●	●
Atari 400/800	●										
Torch	●	●	●	●	●	●	●	●	●	●	●
Epson HX-20	●										
Commodore 64	●										

BEEBLOT & SPECTRUMPLOT £19.95

NEW



Important new additions to the Gemini family. Present numeric and string data together in easily-understood pie chart, histogram or graph format. Beebplot has a built-in interface to Beebcalc, and both Beebplot and Spectrumplot have built-in interfaces to the Final Accounts program of Cashbook. The facility for mathematical function

plotting is also provided. The BBC version has a high resolution screen dump for the Epson or CP-80 printers, and the Spectrum version dumps to the Sinclair printer via the 'copy' key. A very useful program that will give superb results either from direct input of data from the keyboard or via simple access to other software data files. A must for business and education.

Dealer/Trade enquiries invited - generous trade discounts for quantity.

Special ACCESS card instant sales hotline for prompt despatch... 24hr Ansaphone Service.

All enquiries other than credit card sales to 03952-5832

Tel: 03952 5165

Gemini. Functional Software Specialists, 9, Salterton Road, Exmouth, Devon, EX8 2BR

PLEASE SEND URGENTLY

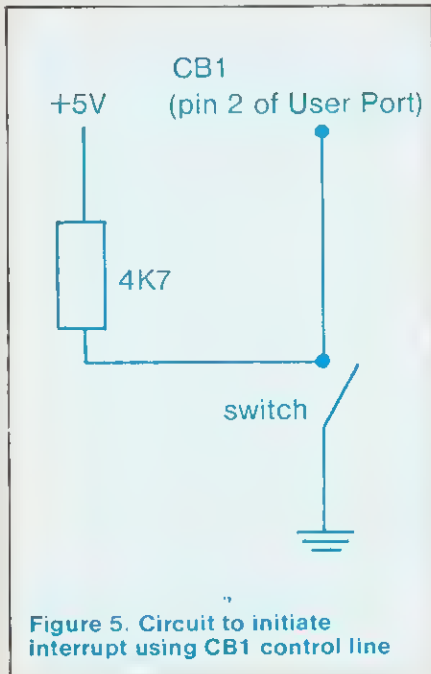
(Please note Items as priced except BBC TORCH DISKS please add £4 extra for 40 track and £5 for 80 track format)

Name _____
 Address _____
 Machine Type _____ Memory Size _____
 I enclose _____
 Make cheques and postal orders payable to Gemini Marketing Ltd.
 Access Number _____
 Signature _____

ACCESS ONLY

Gemini
 MARKETING LIMITED

Gemini. Functional Software Specialists,
 9 Salterton Road, Exmouth, Devon EX8 2BR



On running the program, line 220 executes the short program to change the IRO1 vectors. As a result the screen fills with As. Why? Well, the various on-board peripheral chips are all demanding attention and supplying the microprocessor with a valid IRO signal and instead of pointing at their normal interrupt routine the IRO1 vectors are directing control to the new routine 'RUPT'.

Normally user interrupt routines will be indirected through the IRO2 vectors leaving the IRQ1 vectors for any interrupts that require top priority. If IRO1 vectors are used, the interrupt routine begins by interrogating the various I/O devices to determine the source of the interrupt, ie either a user device (eg user VIA) or the operating system (keyboard, ADC, clock etc). If the operating system was the source, control should pass to the operating system's own interrupt handling routine.

Program 5 and 6 make use of IRO2 vectors to illustrate how an interrupt routine can be initiated by a high to low transition on control line CB1 of the User Port. Both programs perform the same function, providing an interrupt routine to print A on the screen. Program 6 uses the operating system routine OSBYTE to configure the user VIA.

Both programs begin by inserting the interrupt routine into page D. The routine is similar to the

```

100 REM BRK handling routine OS 1.0
110 OSASCI=%FFFE3:USNEWL=%FFFE7:OSRDCH=%FFFE9
120 REM Key 1 - enable register trace
130 REM Key 2 - default BRK handler.
140 *KEY1 "T%0202=%01:T%0203=%01M"
150 *KEY2 "T%0202=%03:T%0203=%04M"
160 FOR PASS=0 TO 3 STEP 3
170 Px=%0001
180 COPT PASS
190 save registers in store area
210 STA STORE :save A
230 TXA
230 STA STORE+1 :save X
240 TYA
250 STA STORE+2 :save Y
260 PLA :get P off stack
270 STA STORE+3 :save here
280 STA STORE+4 :and here (later corrupted)
290 main routine - output register values to display
320 JSR PHEAD :print header info
330 LDA STORE :get A value
340 JSR OUT
340 LDA STORE+1 :get X value
350 JSR OUT
360 LDA STORE+2 :get Y value
370 JSR OUT
380 JSR BINOP :output P in binary form
390 JSR SPACES :output next PC address
400 LDA &FE
410 JSR CONV
420 LDA &FD
430 JSR CONV
440 JSR OSRDCH :wait for a key Press
450 JSR OSNEWL
460 clean up stack, restore A,K,Y and P then return
470 PLA
480 PLA
490 LDA STORE+3
500 PHA :save P on stack
510 LDA STORE+2
520 TRV :restore Y
530 LDA STORE+1
540 TXA :restore X
550 LDA STORE :restore A
560 PLP :restore P
570 JMP (&00FD) :return to instruction after BRK
580
590 ***** SUBROUTINES *****
600 subroutine to Print header details
610 PHEAD LDX #&FF
620 NCHAR INX
630 LDA HEAD,X
640 JSR OSASCI
650 CMP #&0D :(<CR> terminates string
660 BNE NCHAR
670 RTS
680 subroutine to output contents of A as hex on screen
690 CONV TXA :save data in X
700 AND #&F0 :get leftmost 4 bits
710 LSR A
720 LSR A
730 LSR A
740 LSR A
750 JSR ACI :convert to ASCII
760 JSR OSASCI
770 TXA
780 AND #&0F :deal with rightmost 4 bits
790 JSR ACI
800 JSR OSASCI
810 RTS
820 ACI CMP #&0A :is character 0-9?
830 BCC OK
840 CLD
850 ADC #7 :add 7 for A-F
860 OK ADC #&30
870 RTS
880 subroutine to output char + 4 spaces to screen
890 OUT JSR CONV
900 SPACES LDA #ASC(" ")
910 LDX #4
920 RPT JSR OSASCI
930 DEX
940 BNE RPT
950 RTS
960 subroutine to output P in binary form
970 BINOP LDX #8 :bit count
980 NBIT LDA #ASC("0")
990 ASL STORE+4
1000 ADC #0 :form ASCII "1" if carry set
1010 JSR OSASCI
1020 DEX
1030 BNE NBIT
1040 RTS
1050
1060 REM STORE AND MESSAGE AREA AT END OF ROUTINE
1070 STORE=P%
1080 Px=P%+5
1090 HEAD=P%
1100 #HEAD=" A A Y NYLBDIZL NEXT PC"
1110 P%+39
1120 NEXT PASS
1130 END
    
```

Program 7. BRK handling routine


```

100 AX=&22:XX=&77:YZ=&99
110 FOR PASS=0 TO 3 STEP 3
120 PX=&2000
130 COPT PASS
140         CLC
150         LDX #4
160 .AGAIN  BRK           \trace here
170         DEX
180         BNE AGAIN
190         BRK           \and here
200         SEC
210         BRK           \and here
220         RTS
230 J
240 NEXT PASS
250 CALL&2000
    
```

Program 8. Program trace using BRK handling routine

previous example with the addition of extra program instructions (lines 110-110) to clear the interrupt flag in the VIA. The second part of the routine uses the peripheral control register (PCR) to configure CB1 to detect high to low transitions.

Several different sources within the VIA can generate an interrupt. Lines 190 to 200 ensure only interrupts arising from valid transitions on CB1 reach the IRO pin on the processor.

Finally, the BBC micro's IRQ2 vectors are set up to point to the interrupt routine RUPT. On running the program line 260 configures the VIA and sets up the IRO2 vectors. To initiate the interrupt routine the simple circuit shown in figure 5 can be used.

The 6502 has an instruction that will interrupt the program flow in the same way as when IRO goes low.

On receiving a BRK instruction the processor pushes the value (program counter +2) and processor status register onto the stack. Program control then diverts to the address in &FFFE (ADL) and &FFFF (ADH) - the interrupt handling routine of the machine operating system. By examining the break flag (B) of the processor status register this routine determines if it is a BRK or IRO that has caused the interrupt (figure 4). The machine's BRK handling routine then saves the accumulator contents in &FC and computes the return address (ie the address of the instruction that follows the BRK). The return address is placed

in &FD and &FE. An indirect jump finally picks up a second address from &202 and &203. These vectors can be altered to point to a user defined BRK handling routine which enables the programmer to determine exactly what should happen when the processor encounters a BRK instruction within a program.

Assembling program 7 places a BRK handling routine in page D and sets up function keys 1 and 2 for altering the vector at &0202. Key 1 selects the user defined routine in page D and key 2 enables the machine operating system's default handler at &0B43.

Using key 1 to install the address for the BRK handler of program 7 means that each time the processor encounters a BRK instruction our own routine will be executed. The purpose of this routine is to print out the register contents at the time of the BRK instruction.

Thus placing a BRK in any program will result in a printout of register contents at that point, assuming the user defined BRK handler has been selected with function key 1.

Program 8 provides a simple illustration of this. BRK instructions have been inserted at several places to obtain a trace of the register contents when the program is executed. (The call to OSRDCH in the BRK handler routine is used to wait for any key to signal 'continue' after a BRK). The output listing illustrates the trace obtained when program 8 is executed with the BRK handling routine of program 7 enabled.

Sold out? It need never happen again

YOUR LOCAL newsagent will be pleased to keep by a copy of *Acorn User* each month to make certain you never miss it. Many newsagents even deliver the magazine straight to your door with your morning newspapers - which means you receive it as soon as possible.

To take advantage of these services, complete the coupon below (or a copy) and take it round.



To my newsagent:

- Please put by a copy of *Acorn User* magazine for me to collect each month.
- Please deliver a copy of *Acorn User* to my door each month.

Name.....

Address.....

.....

Acorn User is distributed to the News Trade by Magnum Distribution Ltd. Tel: 01-583 0961.



3D COMPUTERS

THE  ACORN SPECIALISTS



BBC Micros Ex-stock

PERIPHERALS

- PRINTER
- COLOUR MONITOR
- DISK DRIVE
- TORCH Z80 DISK
- CASSETTE RECORDER

SOFTWARE

- ACORNSOFT
- BBC SOFT
- PROGRAM POWER
- BUG-BYTE
- HESEL

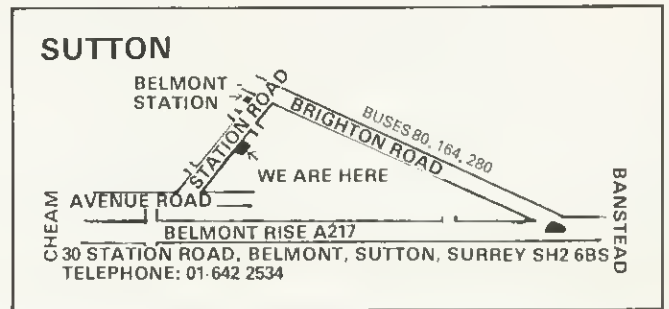
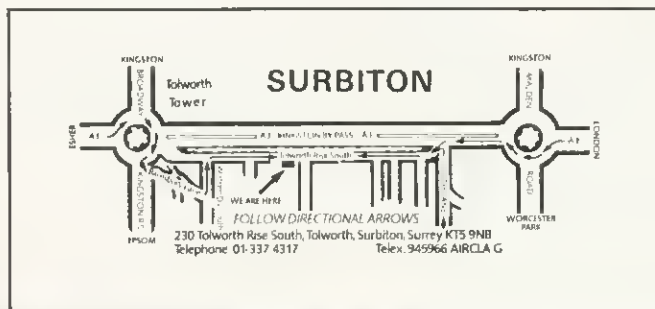
ADD-ONS

- JOYSTICK
- LIGHT PEN
- GRAPHICS TABLET
- TELETEXT
- Z80 PROCESSOR
- 6502 PROCESSOR
- MEMORY UPGRADE
- DISK INTERFACE

BOOKS

- 30 HOUR BASIC
- BBC BASIC
- BBC MICRO REVEALED
- LET YOUR BBC TEACH
- LEARNING TO USE BBC
- ASSEMBLY LANGUAGE
- 30 PROGS FOR BBC

COMPUTER SHOPS OPEN 9.30-6.00 TUESDAY-SATURDAY EASY PARKING



Electronequip

Authorised BBC Dealer, and service centre

NEW PRODUCTS

Utility Disc for BBC
Contains VER FORM35
FORM40 and FORM80
Cost 9.95

BBC Sparkjet Printer
New quiet printer
for BBC. Friction &
tractor feed 80cps.
Cost 379.50

Torch Z80 Disc pack
800K dual disc drive
plus Z80 processor
with CMP compatible
operating system.
Cost 897.00

TORCH Computer
800K to 21.4M disc
drives. High res.
colour monitor. Plus
autodial modem.
From 2795.00+vat


NEW Epson FX80
FX80 160cps printer
in stock. Friction
and tractor feed +
proportional spacing
Cost 458.85

BBC 2	BBC Model B Micro Computer	399.00
BBC 3	BBC Model A Micro with 32K	333.50
BBC 4	BBC Model A Micro with 32K and VIA	339.50
BBC 5	BBC Model B with Disc Interface	469.00
BBC 6	BBC Model A with Econet Interface	356.00
BBC 7	BBC Model B with Econet Interface	456.00
BBC 8	BBC Model B with Disc & Econet Interface	526.00
BBC 21	BBC Model A to B Upgrade	99.82
BBC 28	Econet Upgrade for BBC	92.00
BBC 23	BBC Acorn Memory Upgrade for Model A	34.50
BBC 27	Disc Upgrade for BBC B (inc fitting)	92.00
BBC 30	BBC 14" Colour Monitor	287.50
BBC 33	Sanyo SML2N Green Monitor 15MHz	90.85
BBC 34	BMC 12E Green Monitor 18MHz	113.85
BBC 35	Karga K12A 12" Orange Monitor	129.95
BBC 41	BBC Single 100K 5.25" Disc Drive (AND01)	265.00
BBC 43	BBC Dual 800K 5.25" Disc Drive (AND02) ..	803.85
BBC 44	Single Disc Drive (100K) for BBC (Teac) ..	205.85
BBC 45	Single Disc Drive (200K) for BBC (Teac) ..	263.35
BBC 46	Single Disc Drive (400K) for BBC (Teac) ..	343.85
BBC 47	Dual Disc Drive (200K) for BBC (Teac) ..	411.70
BBC 48	Dual Disc Drive (400K) for BBC (Teac) ..	526.70
BBC 49	Dual Disc Drive (800K) for BBC (Teac) ..	687.70
BBC 50	Epson FX80T 160cps Printer	458.85
ATM 2	Acorn Atom assembled 12K ram	184.00
ATM 26	Atom New Power Supply 1.8A	9.66
ATM 21	Floating Point ROM for Atom	21.85

Large stocks of software for BBC and Atom, Business, Games and Educational. Send for comprehensive lists.

Large stocks. Prices inclusive of VAT
All prices inclusive of postage except micros 3.00

All Upgrades etc. are listed free of charge and the computer
fully re-tested. Access and Barclaycard Welcome.



14" Colour portable Monitor/TV

This Monitor/TV is not a modified television as many TV/monitors are, but a 14" Monitor/TV which has been designed to perform both functions. It has RGB and Composite video and sound. An RGB cable for a BBC is supplied as standard

Cost 259.90 Trade enquires welcome



Electronequip

36-38, West Street, Fareham, Hants

(0239) 230670



Let me begin by apologising for the errors which have crept into this series of articles. It would be easy to try to lay the blame on Acorn by pointing to the technical problems we have encountered with the 1MHz bus. These have helped delay publication of Acorn's Application Note on the bus (first draft April 1982). However, it must be admitted the errors were caused by publishing articles before the ideas were thoroughly tried and tested.

In the April issue we corrected mistakes from March, but further tests on the interface board have shown up a fault when using the digital to analogue converters (DACs) at high speed in machine code. Fortunately, we were able to change the diagrams in the April issue before they went to the printers, but we could not change the text.

We explained in the first article that, as suggested in the provisional version of Acorn's Application Note, there might be a problem with glitches on the page select lines of the 1MHz bus. By the second article it became clear these problems were more serious than we thought. Acorn's method of cleaning up the page select lines seemed to work, and only after a number of printed circuit boards had been made up and tested further, did we discover this method did not work properly in all cases*.

Let me explain the changes. The timing diagrams in figure 1 show the various control and data lines when running a particular test program (figure 1d). The program writes the numbers 0 and 128 alternately to the DAC. As can be seen from the diagram, the page select line is low at a time when data on the bus is not valid. Hence every time you write to the DAC, the output goes up to almost full voltage for about 200 nanoseconds (1/5 of a microsecond) before taking on the correct value.

In the second issue of the Application Note, Acorn has admitted there is a second problem with the page select. Under certain conditions you can get a double access of a memory location. This occurs at the wider of the two page select pulses in figure 1a. But it seems to me there is an additional problem in that while the page select line is low you can get

Paul Beverley and Acorn get together to sort out 1MHz 'glitches'

TESTING THE INTERFACE BOX

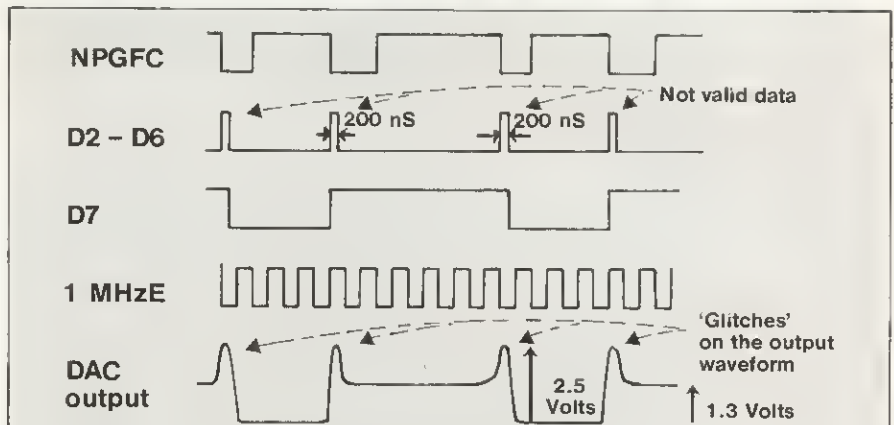


Figure 1a. Using original uncleaned page select lines

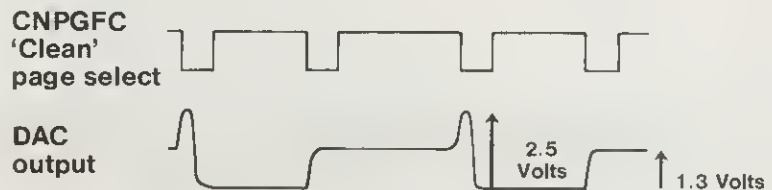


Figure 1b. Using Acorn's original 'clean' page select

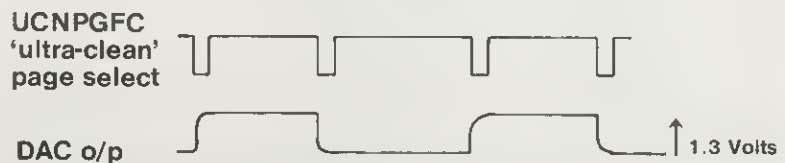


Figure 1c. With extra gates added to give 'ultra-clean' page select

spurious data on the data bus, as you can see from the timing diagram. However, since this is a fault on the bus itself, how do we overcome it?

The circuit suggested in the Application Note to use for cleaning up the page select lines clears the two problems they have recognised, but it does not solve the problem of this spurious data (figure 1b). Its effect in this case is to clean up every other page select pulse: it simply halves the number of glitches.

To really clean up these page select lines we had to add two extra gates (figure 2b). The timing of this circuit is shown in figure 1c. As you can see, the width of the page

```
.start
LDA #0
STA &FCF0
LDA #128
STA &FCF0
JMP start
```

Figure 1d. Test program

FINANCIAL GAMES

BBC Model B

THE WORLD TRAVEL GAME



1 or 2 Players,
Choice of Game,
'Exciting, Tense, Competitive and
even Educational'



★ ★ ★ ★ ★

Travel the World; Journey by air, rail and road.
Exchange currencies; Buy souvenirs; Book tickets.
Cope with hijacks, strikes, robbery and other problems
inherent with travel.

Visit countries as diverse as Russia & the Falklands.

Your aim is to collect 6 souvenirs and return to
LONDON intact!

— £6.95 —

GREAT BRITAIN LTD.




You are P.M.
and Chancellor of
'Great Britain'

You must select the Party you wish to represent and your aim is to stay in office for as long as possible. You must control inflation and unemployment, maintain the exchange rate, introduce social reforms and stay popular. The game is split into sectors: country profile, shopping basket, budget day, reform opportunities, manifesto, and most important election nights (a telling time).

**A COMPLEX GAME THAT YOU WILL NOT TIRE
OF IN A HURRY**

— £5.95 —



INHERITANCE

Gt. Uncle Arburthnot
is dead.
You stand to inherit!!

A 2 part game. Prove your financial accumen in Part 1 by investing wisely at the stock and metal markets; if desperate try the casino or the horse races. If you are successful you will enter the world of big business in Part 2. Find the secret formula for paradise cola; manufacture and market the drink; cope with strikes, fires, frauds, cash shortages, etc. Your ultimate aim is to become a millionaire! **A MAMMOTH GAME PACKED FULL OF FEATURES**

— £5.95 —

See Reviews in:

Acorn User Dec '82 — Personal Computer Jan '83

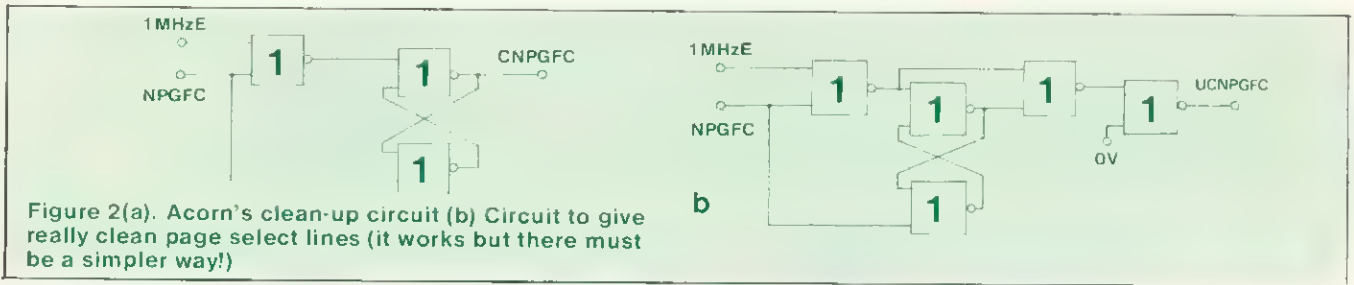
Trade Enquiries Welcome. Special Deals for Schools.

Simon W. Hessel (Dept A)

15 Lytham Court, Cardwell Crescent, Sunninghill, Berks.

Telephone: Ascot 25179

24HR DESPATCH — ONE YEAR GUARANTEE — MONEY-BACK IF NOT SATISFIED



select pulses is now reduced to something like 250ns, which is not really what you would expect to have available for a device on a 1MHz bus. You would expect the page select to be low for one half of a cycle of the 1MHz clock, which is 500ns. This narrower pulse removes glitches under all circumstances we have been able to test, but unfortunately means some devices may not work properly due to the shortness of access time. We have tried the ZN427 and the ZN428 and these work fine as far as we can tell. We will try to get Acorn to do some work on this and pass on any more information.

Now supposing you have built the board we showed last month, how do you test it out? Programs 1-7 form a series of tests to check the various parts of the board. In all the testing procedures which follow you will need an oscilloscope.

The first program tests ports A and B are connected correctly. In reply to the INPUT, you enter either 'A' or 'B' and it produces square waves on each of the lines of the port in question. The least significant bit, ie PA0 or PB0 will have the highest frequency of square wave and each line will have successfully half the frequency or twice the time period for its square wave. This is because the output port is working as a binary counter. The program is a closed loop in machine code and therefore the only way to escape is to press break. At line 10, the break key is programmed using *Key10 to get the program back.

Program 2 gives a way of checking that the control lines on the user port are working correctly as inputs. If you respond to the prompts by grounding CB1 and CB2 you should get the replies of 'OK' if all is well. The program

checks the interrupt flag register in the 6522 versatile interface adaptor (VIA) to see if the appropriate flag has been set as a result of touching of CB1 or CB2 to ground, ie providing a negative-going edge.

Program 3 checks to see if CB2 works as output. (CB1 on the VIA can only be used for input, whereas CB1 can be used for either.) The program simply produces a square wave on CB2 by altering the contents of the peripheral control register to output logic 1 and logic 0 alternately. Since this is done in Basic there will be some instability in the waveform produced. This is because the processor is continuously servicing interrupts which affects the output of the square wave.

The next two programs can be used to check the control lines on the printer port, but in this case because of the way the electronics is arranged (*User Guide* page 503) CA1 can only be used as input, while CA2 can only be used as output.

Program 6 is the one which originally exposed the glitches on the 1MHz bus mentioned earlier. What the program does is to output repeatedly the numbers 0 to 255 in sequence to the DAC. This is done at high speed in machine code, and the effect is to produce a 'ramp' or 'sawtooth' waveform. Change line 70 to STX &FCF1 to check the other DAC. Using the oscilloscope to look at the output of the DAC should show a sawtooth wave as the output voltage rises from 0 to 2.5 volts, drops back to zero, and rises steadily to 2.5 volts again. Without extra page select cleaning, the glitches caused the output at each step on the sawtooth wave to shoot up almost to 2.5 volts for a fraction of a microsecond, producing a comb-like effect on the output.

One way to check the analogue to digital converters (ADCs) would

Program 1 - To check PA and PB ports as outputs

```
10 *KEY10 OLDIM
20 INPUT "Which port", PDRT$
30 IF ASC(PDRT$)=65 THEN port =
   &FE61 ELSE port = &FE60
40 DIM CODE 20
50 P%=CODE
60 [SEI
70 LDA #255
80 STA port+2
90 .start
100 INX
110 STX port
120 JMP start
130 ]
140 CALL CDDE
```

Program 2 - To check CB1 and CB2 working as input

```
10 V=&FE60
20 V?12=0
30 ?V=0:REM clear flags
40 PRINT"Ground CB1"
50 REPEAT UNTIL (V?13 AND 16)= 16
60 PRINT"OK!"
70 PRINT"Ground CB2"
80 REPEAT UNTIL (V?13 AND 8)= 8
90 PRINT"OK!"
```

Program 3 - To check CB2 as output

```
10 V=&FE60
20 REPEAT
30 V?12=128+64
40 V?12=128+64+32
50 UNTIL 0
```

Program 4 - To check CA1 as input

```
10 V=&FE60
20 V?14=128+2
30 V?12=0
40 V?1=0:REM clear flag
60 PRINT"Ground CA1"
70 REPEAT UNTIL (V?13 AND 2)= 2
80 PRINT"OK!"
```

Program 5 - To check CA2 as output

```
10 V=&FE60
20 REPEAT
30 V?12=8+4
40 V?12=8+4+?
50 UNTIL 0
```

BBC MICRO SOFTWARE FROM BEEBUGSOFT

THREE PROVEN SOFTWARE PACKAGES

MASTERFILE (32k) Data Filing Package

Thousands of copies of this general purpose file management program have already been sold. It uses are manifold; for example you can file: A magazine index; Names and Addresses of friends; School Class lists; Book Lists; Client/ Customer Lists; Record collection etc. The program can hold up to 550 records with only one field, but more practically it can hold as many as 100 records with 5 fields.

Features incorporated in the program are— Save file on cassette; Load back a previously recorded file; Display individual records on the screen or printer; Search file for a particular match; Sort file on any item or items; Printout of address labels. The program comes complete with a dummy data file on cassette for experimentation purposes, and an extensive manual.

(A separate disc version of MASTERFILE will be available in the near future.)



SUPERPLOT (32k) Screen Plotting Package



Superplot produces tailored screen representations of any function entered. This can be achieved in any of the three major coordinate systems: Cartesian, Polar, or Parametric. SUPERPLOT comes complete with a 7-page instruction booklet. Explore the world of graphic representation.

Reviewed in Electronics & Computing April 1983: "Superplot behaves nicely, responds quickly, produces clear displays, is amazingly clever and is really user friendly . . . this package is just the sort of software that brings mathematics to life, and should give computers a good name."

EXMON (16k/32k) Extended Machine Code Monitor

EXMON is an extremely versatile machine code monitor written specially for the BBC Micro. It adds more than 30 new commands, all achieved in machine code, including the following:

- Disassemble memory giving
- Edit memory
- Search for a given string of bytes or characters
- Fill in a block of memory
- Move a block of memory
- Relocate a block of memory, altering code so that it will run at the new address

- Single-step through a machine code program displaying register contents
- Insert and Delete Breakpoints for testing (not on OS 0.1)
- Verify that two blocks of memory are the same
- Self relocate, a special routine that relocates and automatically runs EXMON.

EXMON has a resettable front panel, and will accept all ordinary operating system commands (like ★RUN, ★FX calls etc) without the need to exit. OSBYTE and OSWORD calls can be directly implemented, and there is a facility to enter data for all commands in hex, decimal, or as an expression including variable names used in your assembler program.

This is a well written and well thought-out monitor for the Beeb, and a must for anyone using machine code or assembler on the Beeb. Cassette contains a version suitable for cassette or disc use.

MASTERFILE	7.90 inc VAT & p+p
SUPERPLOT	7.90 inc VAT & p+p
EXMON	7.90 inc VAT & p+p

Make cheques payable to BEEBUGSOFT, and send to BEEBUGSOFT, Dept 13, PO BOX 109, High Wycombe, Bucks, HP11 4TD.

Draw with the BBC micro and show the true potential of your machine

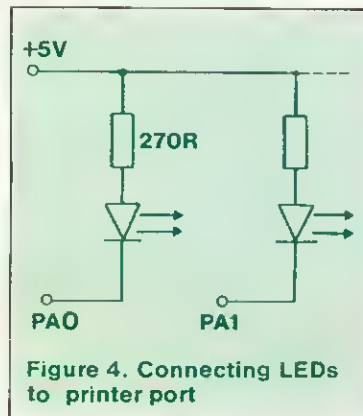
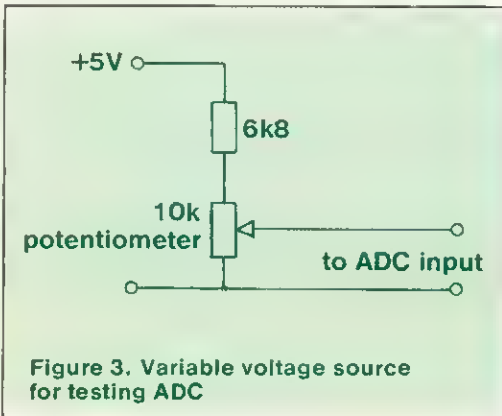
- Fill shapes in one of 23 colours (Mode 1)
- Draw points, lines, rectangles, ellipses and circles
- Smooth curves
- Wire frame diagrams
- Hidden line removal
- Draw in perspective
- Measure scaled distances
- Ekta sketch lines, Half tone facility
- Mirror images
- Repeat images, SS, enlarged, reduced, stretched
- Actual colour displayed
- Store up to 10 ellipses or circles in memory
- Redraw any one of these at cursor position
- Change any actual colour for one of 8 others
- Clear screen, load screen, save screen
- Print characters or numbers at any pixel point
- Error messages for incorrect input
- Fully comprehensive manual

356 496 • □ ••• 3



This programme has been purpose designed by professional Graphic Designers for simplicity and ease of use, and is undoubtedly the most versatile drawing programme on the market at this time. There is no need to input any numerical data, as all judgements are made visually. The BBC Micro is the finest drawing machine in its price range. Find out what it can do.

The A.B. Designs drawing programme costs only £35 for over 70 functions (Model B). When ordering send Cheque/PO and include 50p for P&P. Please include phone no. with all correspondence. For further information send SAE and phone no. to A.B. Designs, 81 Sutton Common Road, Sutton, Surrey. 01-644 6643 (closed all day Thursday).



be to read the ADC input and then output the number which has just been read to one of the DACs. Thus a voltage put into the ADC input should produce the same or almost the same voltage out of the DAC output. This of course requires a variable voltage source which could be a 10k ohm potentiometer connected across the 5V to 0V rail with a 6K 8 series resistor to limit the output voltage (figure 3). The problem with this is that it also requires a way of measuring the input and output voltages.

As an alternative, program 8 shows a way of checking the ADC against the DAC directly. The output of one of the DACs is fed into the input of one of the ADCs. The program then outputs the numbers 0 to 255 to the DAC in sequence, each time reading the ADC. The number being sent out to the DAC is plotted against the number which comes in to the ADC and should produce a straight line graph. This graph is plotted automatically by the program. You will see a certain amount of randomness in the readings due to the last bit or two bits of the ADC output not being stable because of noise. In both these programs it is necessary to provide a 'start/convert' input for the ADC. This is done by taking the output of one of the select lines from the 74LS138 and feeding it into the 'start/convert' input of the ADC. Then within the program you need only read or write to that memory location, and a pulse will be generated which will start the conversion.

The final program is not for direct use with the interface box but for checking the ADC inputs of the computer itself. This is included because in our interface box we have brought connections to these

four ADC inputs out to the box itself so sockets are available for both the slow ADC inputs and the fast ADC inputs. This program reads the four input channels and outputs to the screen a binary representation of the numbers read. If you put steady voltages into the four inputs, you will find there is a considerable amount of variation of the last three bits of the ADC conversion. In other words it is not in fact 12-bit conversion but more like an eight or nine-bit conversion.

The circuits around the ADC in the machine itself give the reason. Because of the way the circuit has been designed, the earth line coming to the ADC chip has a considerable amount of digital noise on it. If attempting to measure a voltage to an accuracy of one part in 4000, which is what a 12-bit ADC does, you would in fact need to have the noise limited to about 1/4000 of the maximum voltage of 1.8V (45 μ V). Unfortunately the noise level on the earth line is something like 40 μ V. The analogy this brings to mind is that of trying to measure the height of a 1000 foot cliff to the nearest foot from a boat riding in a 30 foot swell! No amount of capacitors on the ADC inputs will change the fact that the earth line is not truly at zero because of noise and therefore it is impossible to get anything more than about a nine-bit conversion.

There are numerous applications for this interface box. Obviously the digital inputs and outputs can be used for all sorts of on/off switching and for reading the position of switches.

One nice application using the printer port is to drive a seven-

Program 6 - To check the DAC output

```

10 *KEY10 DLOIM
20 DIM CODE 20
30 PX=CODE
40 [SEI
50 .start
60 INX
70 STX &FCF0
80 JMP start
90 ]
100 CALL CODE
    
```

Program 7 - Use the DAC output to check the ADC input

```

10 MODE 0
20 FOR NX = 0 TO 255
30 ?&FCF0 = NX
40 ?&FCF4 = 0
50 NX = ?&FCF3
60 DRAW NX*4, NX*4
70 NEXT
80 END
    
```

Program 8 - To show the bit patterns produced by the on-board ADC's

```

10 MODE3
20 PROCinit
30 REPEAT
40 FOR T=1 TO 4
50 M=AQVAL(T)/16
60 PROCbyte(M)
70 NEXT
80 UNTIL0
90
1000 DEFPROCbyte(M)
1010 LOCAL T,H
1020 @%=4
1030 T=2048
1040 PRINTM;CHR#253;
1050 FORH=0TO11
1060 IF(M AND T)>0 THEN
VQU255 ELSE VQU32
1070 T=T/2
1080 NEXT
1090 @%=3
1100 PRINTCHR#254;" ";
1120 ENOPROC
1130
1140 DEFPROCinit
1150 LOCAL N
1160 VDU19,4;0;23;
10,32,0;0;0;
1170 N=1
1180 VDU23,253,N,
N,N,N,N,N,N,N
1190 N=128
1200 VQU23,254,N,N,
N,N,N,N,N,N,N
1210 N=124
1220 VDU23,255,0,N,
N,N,N,N,0;
    
```

Official BBC Programmers Kit

for all BBC Microcomputer users!

De-luxe BBC Programmers Kit consisting of:

* 100 sheet flowchart pad with de-luxe BBC grip binder

* 100 sheet screen layout pad with de-luxe BBC grip binder


* 100 sheet symbol design pad with de-luxe BBC grip binder

PLUS super quality BBC ringbinder to store your programmes and notes

All items finished
in Official BBC Livery
and specially boxed.

Price
only

£15 R.R.P.
(inc.VAT.)



Available from
your BBC Microcomputer dealer,
or in cases of difficulty add £1 post and packing
and order direct from:

**Intastor Micro Aids,
FREEPOST,
Stroud,
Gloucestershire, GL6 1BR.**



Trade Enquiries welcome.

BBC MICRO INSTANT MACHINE CODE!

Yes; it's true. Instant machine code from a good subset of BBC BASIC. Type your BASIC program into your model B BBC Micro, trigger the compiler, and your program is changed almost instantaneously into superfast machine code. For £34.95 you get: Cassette version of the complete compiler (along with a version of the compiler for use with discs, ready for when you upgrade, the disc version being dubbed on the cassette after the cassette version); complete compiler listing; extensive documentation and instructions. The compiler was written by Jeremy Ruston.

THE BBC MICRO REVEALED

By Jeremy Ruston

'... destined to become the bible of all BBC microcomputer users...' (Personal Computing Today). If you've mastered the manual, then this book is for you. Just £7.95

LET YOUR BBC MICRO TEACH YOU TO PROGRAM

By Tim Hartnell

'... takes you further into the cloudy areas of the BBC machine than anything else I've yet seen...' (Computer and Video Games). If you're just starting out in the world of programming, then this book is the one for you. Forty complete programs, including Othello/Reversi, Piano and a host of dramatic graphic demos. Just £6.45

Interface, Dept. AA

44-46 Earls Court Road, London W8 6EJ

Please send me:

INSTANT BBC MACHINE CODE—tape and book—£34.95

THE BBC MICRO REVEALED—Ruston—£7.95

LET YOUR BBC MICRO TEACH YOU TO PROGRAM—Hartnell—£6.45

I enclose £

Name

Address



segment LED. This can be done directly on the printer port because it has sufficiently high current available. All you need do is to connect a 270Ω resistor in series with each segment and connect it directly to the printer port line (figure 4).

You may have seen designs for using the BBC micro as a storage oscilloscope. In other words you can make it measure voltage waveforms at high speed. This data can be stored and displayed on the screen or sent out to a chart recorder, or re-synthesised into a periodic waveform on an oscilloscope. This is an effective way of catching transient events and storing the information for later processing.

Another possibility would be to use the fast ADC to input the waveforms coming from some sound source. This information could then be stored in RAM and later 're-played' through one of the DACs - a simple form of digital recording.

Finally, one idea would be to write a program in which a voltage could be read by an ADC and stored temporarily before being output on the DAC. This could be done with some sort of deliberate delay by going through a loop where you input the data and put it in some form of 'stack' and then output the data from the other end of the stack. This could produce some interesting effects due to the delay in transmission of the sound, and has implications for echo and other effects.

All these possibilities need a certain amount of work. If you have any interesting applications, send them to *Acorn User* for possible publication.

***Acorn assure us that the 'ultra-clean page select' circuit is only necessary with certain chips. Acorn's own circuit is adequate when interfacing standard 65-series peripherals, such as the 6522, since they latch on the positive edge of the pulse.**

In this series of four articles, Paul Beverley has designed an interface box for the BBC micro which works through the 1MHz bus. Acorn User has arranged for a high-quality circuit board to be made up which is the vital part of the interface box. The cost of a double-sided printed circuit, with plated through holes and component overlay is £11.95. This includes VAT and UK postage (write in for overseas prices).

Kit of parts, as well as fully built and tested boards are being prepared, prices on application (should be about £80 for completed board).

Write to Acorn User Board Offer, Electro Technical Services, 55 Raymond Road, Hellesdon, Norwich NR6 6PN. Discounts are available on large orders. Please allow 28 days for delivery.

BEEBTAPE

THE COMPUTER MAGAZINE ON A CASSETTE!

AIR TRAFFIC CONTROLLER

Experience the tension! Get nine aircraft safely down on the fogbound runway before time and fuel run out. A realistic simulation of an air traffic control situation. Includes radar and flight data displays. For the Model B.

THE BANK MANAGER

Worried about the impact of microcomputing on your bank balance? Trying to work out if you can afford that disk drive? THE BANK MANAGER handles income, expenses, standing orders, etc easily and simply and keeps track of your spending.

CALORIE COUNTER

A boon to weight watchers! CALORIE COUNTER contains details of almost two hundred basic foods and calculates the calorie content of your meals quickly and accurately.

How much would you expect to pay for ready to run software like this? Two pounds? Four pounds? Eight pounds? Well, as part of a subscription to BEEBTAPE each of these programs costs around 70p. They're just three of the programs published in issue four of BEEBTAPE along with more software, hints, tips, news and views. Previous issues contain more games, utilities, business and educational software. Backnumbers are available. BEEBTAPE is published six times annually and a year's subscription is just £21 or £30 if you want it on disk (any format). BEEBTAPE gives a new meaning to value for money. We bring you MORE value for LESS money or you can have your money back!



CSL MICRODATA
4 Greenbarn Way, Blackrod, Lancashire BL6 5TA
Telephone: 0204 694265

Bourne Educational Software

HAPPY NUMBERS (Code P22) £7.80

NEW!

Uses full colour graphics to present attractive images to encourage 4-6 year olds to learn their numbers and count. No reading skills required for this very easy to use program. Suitable BBC Model B.

- Children encourage through attractive flower collection and happy/sad face responses to their entries.
- Full use of sound reactions, but only with correct answers!
- Incorrect entries show equivalent number, then original entry counts to correct number.
- Random/ specific order sequence plus full monitoring.

WORLD-WISE (Code P19) £7.80

NEW!

Two programs enabling children to build up fascinating information banks on their favourite geography subjects. Covers both UK and World in a series of 10 categories including eg. canals, towns, antiquities, etc. Your atlases and reference books well-used as they try to find a river that passes through the Equator, or who built the Parthenon! Features:-

- Powerful review/edit facilities to correct entries if required.
- Save and load the data at any time.
- Personalised responses with attractive sound (adjustable!)
- Maintains extensive information on individual childrens' entries. Suitable for ages 7-15 and BBC Model B.

WORDHANG (Code P20) £7.80

Educational version of 'hangman' word game, with full colour graphics and simple but attractive screen layout. Children no longer find learning to spell a chore as they try to keep him alive! Host of attractive features include:-

- Lists totalling 260 words to suit reading age/subject. Facility to create and save own lists - ideal for that weekly spelling list!
- Time limit can be set for each guess.
- Monitors individual childrens' performance - time taken, list used, suitable for ages 7-13 years and BBC Model B.

ANIMAL/VEGETABLE/MINERAL (Code P21) £4.95

Think of an object and see if the computer can guess it correctly! Children love 'educating' the computer as it fails to get the answer right.

- Stimulates fascinating (and educational!) discussions as to the difference between alligators and crocodiles, and whether oil is vegetable or mineral.
 - Encourages use of reference books as children try to find the answers to their own questions.
 - Maintains full information on individual childrens' entries.
- Suitable for ages 7-13 years and BBC Model A and B.

All programs feature cassette sized explanatory booklet. Postage and packing FREE! Please add 15% VAT. For 24 hour despatch send cheque to:



BES, Dept A44, Boffield Lane
Headbourne Worthy, Winchester Hants SO23 7SD
Telephone: (0962) 882474



BBC SOFTWARE LIBRARY

ACORNSOFT, IJK
HESSEL, GOLEM
and many more

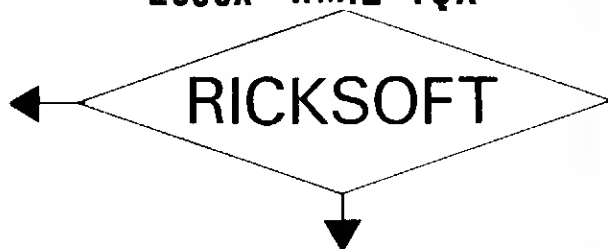
HIRE FROM £1 PER
FORTNIGHT

BUY WITH UP TO
25% DISCOUNT

Membership £10

For Catalogue and Membership
Form, Send Name and Address to

RICKSOFT
78, Warren Drive
Hornchurch
Essex RM12 4QX



BIG IN LITTLE COMPUTERS

SOFTWARE NOW IN STOCK
AT THE VIDEO PALACE

COME AND SEE
OUR FULL SELECTION

SEND A LARGE
S.A.E. + 25p FOR
THE LATEST VIDEO
PALACE CATALOGUE

***** NOW IN STOCK *****
COMPUTER COMPATIBLE CASSETTE DECK

for use with T199-4A BBC, Spectrum, ZX81
and most other computers £37.45

CASSETTE CABLE £1.95
Seven pin DIN to 3x jack-plug

COWBOY SHOOTOUT (Micropower) Model B Two player gunfighter game. Really good graphics	£ 6.85
THE CENTIPEDE (Superior) Model B Excellent Centipede game	cassette £ 6.50 disk £ 9.90
MODEL B INVADERS (IJK) Superb Invaders game with many options	£ 5.50
GALACTIC COMMANDER (Micropower) Model B High resolution lunar lander game	£ 7.79
SWOOP (Micropower) Model B Galaxian with a difference!	£ 7.99
3D MAZE (IJK) Model B Mindboggling maze game	£ 4.50
CHESS (Bugbyte) Model B Graphical chess game	£11.50
STRATTO BOMBER (IJK) Model B Blast the alien mother ship and save your planet	£ 7.50
ELDORADO GOLD (Micropower) Model B This game will get you started with adventure games	£ 6.85
WORDSWORTH (Ian Copestake) Model B Excellent word processor. Very good value for money	£13.00
ATLANTIS (IJK) Fast and addictive submarine game	£ 7.50
MOONLANDER (Software For All) Land on the lunar probe without killing yourself. Excellent	£ 6.45
SPACEFIGHTER (Superior) Very fast Scramble/Defender type game.	£ 6.50

ALL THE ABOVE
PROGRAMMES CAN BE
ORDERED BY POST

Add 50p p&p for the first and
15p for each subsequent item
Allow up to 28 days for delivery
Payment by cheque or postal order



ORDER BY
TELEPHONE

Access and Barclaycard
holders may order by
phone: 01-937 6258

THE VIDEO PALACE

62 KENSINGTON HIGH ST. LONDON W8.



GAMES PROGRAMMERS

Palace Software, part of a leading film and video company, is looking for games for Atari 400/800, BBC Model B, Spectrum, VIC 20 and CBM 64 for distribution in the UK, Europe and USA. High royalties will be paid for top quality and highly original machine code games. Send cassette samples to:
Pete Stone, Palace Software,
62-64 Kensington High Street, London W8
(Tel: 01-937 6258)

WHEN I agreed to review Acorn soft's View word processing system I did not realise what a difficult task it would be. Using Wordwise for a couple of months made it difficult to be unbiased, especially as the two are so different.

View comes with two manuals. The first is a chatty introduction to work through page by page. The second is more of a reference manual to keep by the computer. Both were written not by Acornsoft, but by Information Transfer of Cambridge. This is a good move in my view, as the ability to write good software is no guarantee of being able to explain how to use it.

What does View offer? Those who have used a professional word processing system will have come to expect the facilities View aims to provide. Many of these professional systems use large numbers of function keys as well as text keys. The Acornsoft programmers have used all three levels available for the function keys on the BBC micro. That is, the keys on their own, with shift, or with CTRL. This gives 30 possible commands, of which they have used 29.

To give some idea of the extent of the commands on the function keys, see figure 1 which simply names them all. Other functions are typed either into the text itself (stored commands) or in the command mode. A summary of these is available through *HELP.

Comparing the facilities of View, with those of Wordwise from the review in February's *Acorn User*, will show View is far more comprehensive. For example Wordwise does not have any macro facility, and neither does it have any of the number registers

Fine choice of words

Paul Beverley compares two word processing chips – View and Wordwise. The first is dearer, but are the extra functions worth it?

available in View except for the page number. The only facility in Wordwise which does anything approaching the sort of jobs which are possible using macros, is GETFILE (GF), which allows prepared text from a disc or tape to be added. This is nowhere near as comprehensive as offered by macros, and so for work with large numbers of form letters, View is without doubt what you need.

Figure 2 provides a comparative list of the advantages and disadvantages of the two systems, but let's consider some significant differences.

One interesting difference is the approach to the search and replace facility. View is more comprehensive in that it caters for a 'wild-card', where instead of just looking for one specific word you can look for something with a certain amount of ambiguity in it. For example, if searching the word 'Frances', which could have been spelt with an 'e' or an 'i', you can look for 'Franc?s'. The question mark represents any character, so this search would pick up 'Frances', 'Francis', or even 'Franczs'.

The approach to finding words which could be in either upper or lower case is an example where the two systems have used opposite techniques, each equally valid. View takes no account of upper or lower case when doing a search or

a replace. This is useful if the sought after word could be at the beginning of, or in the middle of a sentence. Wordwise on the other hand, distinguishes between upper and lower case which means you would have to do separate searches for 'recieve' and 'Recieve' to correct the spellings. On the other hand if a number of occurrences of a word such as 'Basic' need changing to 'BASIC', Wordwise can make the change, but View cannot.

A third difference is that Wordwise searches from the cursor's present position towards the end of the document, the cursor being left at the last occurrence of the match unless Escape is pressed. Hence to make several changes through the whole document you have to remember to put the cursor back to the top before the next search. However, this can be done by a programmed function key (eg *KEY9{!!;O}).

With Wordwise, since the text is entered directly, and not as it will appear on the final document, TAB characters simply appear as arrows in the text, until you PREVIEW the document. With View, tabbing takes place as you press the TAB key, so you can see what the document looks like immediately.

Wordwise only provides two markers, whereas View gives up to six which are all numbered. Two are visible (as in Wordwise), the other four being found by MOVE TO CURSOR. In Wordwise there is no simple way of removing the markers as they don't respond to search and replace. Instead you have to program a key to move to the top, move to marker and delete character.

Contrary to what you might have read in other magazines, you can edit Basic programs with both systems, in exactly the same way. First you spool the program into a text file, which can be loaded into the word processor and edited. Then you save it, still as a text file,


Control	Shift	Normal
Delete block	Move block	Format block
Next match	Swap case	Top of text
Format mode	Release margins	Bottom of text
Justify mode	Delete up to character	Delete end of line
Insert mode	Highlight 1	Beginning of line
Default ruler	Highlight 2	End of line
Split line	Go to marker	Insert line
Concatenate lines	Set marker	Delete line
Mark as ruler	Edit command	Insert character
	Delete command	Delete character

Figure 1. Function key commands on View


IF YOU HAVE A BBC MICRO THEN YOU NEED



is the newsletter of the Independent National BBC Microcomputer Users Group. If you want

the best source of information on the BBC Micro you can't do without  No matter what your

interest - hardware, software, business, games or education then  has something for you.


Also,  has available many special offers including dust covers (for computer, monitor, printer, disks), cassette leads and 1.2 ROMS FOR ONLY £5.50 INCLUSIVE - THE CHEAPEST PRICE ANYWHERE!

(Members Only)



defies description - send off for a sample copy and you'll find that it sells itself to you. See one

and you'll be hooked for life!!!

- Please supply me with
- more details about  and your special offers
 - a sample copy for £1.00 and an A4 SAE (17p postage)
 - 1 UK 12 Month Subscription for £12.00
 - 1 UK 6 Month Subscription for £6.00
 - 1 Overseas Surface Mail Subscription for £14.00
- (air mail rates on application)

Please send the goods to:

NAME ADDRESS

I enclose a cheque/PO for £ p made payable to LASERBUG.

Please send the form to LASERBUG Dept. A, 10 Dawley Ride, Colnbrook, Slough, Berks., SL3 0QH.

before executing it to re-form a Basic program.

Since View uses all three levels of the function keys, there is no possibility of further programming. Wordwise on the other hand allows you to put your own commands onto the function keys. These could be actual items of text, such as words which you use frequently (useful for inexperienced typists). Also they can be commands written in the form of control sequences. This is explained in the Wordwise manual and allows you to write your own routines, for example to put in a couple of markers and delete a complete line or to produce, say, "<return>, <return>, Tl15", for a new paragraph format, and each of these can be done with one press of the function key, while holding shift and control keys down at the same time.

View needs special software to use a particular printer. This is because you can put within the text one of two 'highlight' commands, which could be things such as underlining or italics. These then are automatically interpreted by the word processor and sent to the printer as control codes. Wordwise on the other hand does not have any such feature, and therefore you have to send out the control codes as numbers which appear within the text. So you say for example, 'OC27,69' to switch an Epson printer to emphasised text. These can be put on function keys.

The use of the two highlight commands on View is fine if you only want to use two types of special command for your printers. However, the Epson FX80 allows underlining, emphasised, condensed, enlarged, pica, elite, double strike, RAM and international character sets, italics, proportional spacing, etc, etc! Acorn intends to release a printer driver for the FX80, but since there are only two highlight commands, you have to redefine one each time to use a different facility. So for each facility you have a single number and would say, for example, 'HT 1 135', so each subsequent occurrence to highlight 1 would switch on or off say the underlining. Then after 'HT 1 132', each occurrence of highlight 1 would cause a switch between American and English character sets to allow the use of both # and £ within the same document.

Advantages of Wordwise

- Programmable keys.
- Any number of printer functions.
- Sample text provided.
- Free touch typing tutor.
- Good use of colour.
- Spooling of text to file.
- Simple to learn.

Advantages of View

- Wild card on search and replace.
- Microspacing with printers.
- Can process documents > 25k, using continuous processing from disc.
- Six markers (two on Wordwise).
- Allows macros and number registers.
- Tabs and stops visible.
- Printing of pages within a document.
- Two-sided documents.

Disadvantages of Wordwise

- Search and replace more cumbersome and less flexible.
- Load and save slower (not done in blocks).
- Not as easy to use on black and white monitor.

Disadvantages of View

- Control of more than two printer functions difficult.
- Maximum line is 132 characters (200 on Wordwise).
- Headers and footers only single line.
- No pad character to enforce single spaces.
- Printing is direct from disc or tape, not from RAM.
- Costs £69.75 against £46.50.

Figure 2. Comparison of the two WP systems

One feature missing from View but present in Wordwise is a pad character to force a space at a particular place in the text. The idea is that when justification is used, some items of text may look strange because of the added spaces. Also it means that two words separated by a pad character will be treated as a single word and therefore will not be put on separate lines. Thus to write '*FX 5,2', you would avoid it being split up with '*FX' on one line and '5,2' on the next.

The way in which the printing is done is also different in the two systems. In Wordwise printing is done from the text held in RAM. The only addition to this is to use the GF command to get a file from tape or disc which has been spooled ready to be added into the document.

View on the other hand takes data for printing directly from the file system. This has the advantage that you can print out a whole set of files in sequence to form a single document, by simply calling their names after the print command. The disadvantage is that to print some text in RAM, you have to save

it first and then print it. Therefore if you want to make a number of simple edits, printing it out each time, you have to save it each time. This is tedious with disks, never mind tapes.

Readers will have to make their own decision as to which set of functions is appropriate to their particular application. Both systems have limitations, so bear these points in mind before making a choice.

Does Wordwise have sufficient facilities? For example, if you need to do form letters with automatic addressing etc, there is no choice – it has to be View.

If you choose View, is the person operating it going to be able to cope with learning what is undoubtedly a more complex system? (To indicate how easy Wordwise is to use at its simplest level, my four-year-old son can type things in and get them printed out with little or no prompting!)

Consider the way text is entered, and decide which you think is easier, to type it in directly and worry about what it looks like later,



COMPUTERCAT Quality Software BBC MICRO

TOUCH TYPIST (32K) — £9.95 *Educational and useful*

Are you a keyboard pecker? Improve your typing skills. Your computer is your tutor, monitoring and evaluating your progress. Fully documented. Many already sold to educational institutions.

OTHELLO (32K) — £8.95 *Highly recommended*

A favourite board game brought up to date with superb graphics and sound.

SNIG (32K) — £6.95 *Addictive*

Not just an ordinary snake game but a super-fast arcade type needing exceptional reflexes and co-ordination.

BOUNCE (16/32K) — £4.95 *A must at the price*

NEW and FRUSTRATING. Like all ball games it is the timing that's important. Kids love it.

GRIG BLITZ (32K) — £5.95 *Highly recommended*

A fast action arcade game with scintillating multicolour graphics and sound. DEFEND your territory by shooting down the GRIG INVADERS. Ten play levels of increasing difficulty. Are you good enough to reach level 10?

DATABASE (32K) — £12.95 *Good value*

Organise your records. Add, change, search, delete and display routines. Shell SORT. MENU driven and user friendly.

COMPENDIUM (32K) — £5.95 *Three for the price of one*

4 up (Version 1), 4 up (Version 2), Poke the peg. Three board games to test your powers of logic. Four colours and sound. A challenge for 1 or 2 players.

Professionally written

All programs on cassette with instructions/documentation

Price includes P&P • Delivery by return

Deduct £1 per cassette for 2 or more cassettes

Stop press: Star printer DP 510 £270 + VAT + £10 carriage.

224 Chapel Street, Leigh, Lancs.

(0942) 605730

BBC EXPANDABLE CONSOLE

Not just a TV/VDU stand but an expansion console which gives your micro the professional look. Protects and encloses your micro with room for disc drives and 2nd processor or teletext adapter etc. All untidy connecting wires out of sight and reach within the console. Made of light yet strong aluminium with a textured finish in matching BBC colour. Coming soon, a bolt-on extra module for the console, for further expansion options, ie dual drives, 2nd processor, teletext adapter joysticks, cassette etc, all in one console. YES, this console will grow with your needs. If that was not all a matching printer stand is available. Rest the printer on the stand and stack your paper underneath. The console will also house the torch disc pack.



PRINTER/VDU STAND

BBC owners who only need a VDU stand will find the stand slips comfortably over the BBC with adequate ventilation allowed for. After use the micro can be slid UNDER the stand acting as a dust cover when micro not in use



PRICES BASIC CONSOLE as shown

only £39.99 + £4.00 p/p

PRINTER/VDU STAND

only £14.99 + £2.00 p/p

For further information enclose sae or send cheque to,

Mail Order
Only

Silent 01-801 3014

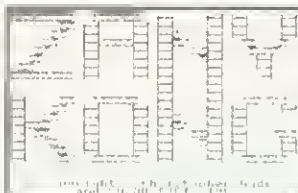
27 Wycombe Rd
London N17

Viewing by
arrangement


COMPUTERS

24 hour
ansaphone

Please allow 28 days for delivery




for the B.B.C. Microcomputer (32k)



**Full Machine Code
4 Screens Of Play
Keyboard/Joystick
Full Colour/Sound
An AMAZING Game**

ZANY KONG is the crazy game in which the player controls a running, barrel-jumping man. In each of the 4 frames of play a girl (captive of Kong) must be rescued by climbing ladders and girders. In later stages conveyor-belts, lifts and fireballs increase the hazards of this task. This version of the classic arcade game includes all of the original's features.



£6.50 (fully
inc.)



**SOLAR SOFT,
5 WESTMORLAND DRIVE,
CAMBERLEY,
SURREY GU15 1EW**



Small School Study Packages

are designed to a high specification by a team of experienced teachers and programmers for use both at Home and in School. Based on the well established techniques of individualised learning schemes, the Packages consist of a structured suite of objective matched computer based lessons, review program and Post Test, using to the full the capabilities of the BBC Micro.

All packages are supported by a Manual containing package description, user notes, exercise material etc.

Titles include:

The Theorem of Pythagoras (Model B) — Designed to teach the Theorem of Pythagoras and its applications, the package consists of a suite of 5 lessons, Review and Post Test with diagnostic plus Manual.

First Steps in Algebra (Model B) — Designed to introduce experimentally, using animated graphics and 'mapping machines', simple operations and the use of variables leading to the solution of simple linear equations. The Package consists of 5 lessons, Review and Post Test plus Manual.

Mental Arithmetic Tests (Models A(32K) & B) — Designed to help implement the recommendations of the Cockcroft Committee that there be frequent practice of Mental Arithmetic, the Package provides Tests at 7 levels and 3 degrees of difficulty and is aimed at youngsters from age 8 to 14, covering most areas of basic numeracy. The Package contains two versions, one for Class use, the other for the individual student at Home plus the Manual. A Tables Practice program is included.

All Packages are priced at £6.95 inc.

But send for a full description and list of titles available and in preparation to:—

Small School Software, 41, Sinah Lane,
Hayling Island, Hampshire PD11 0HJ.

Mike Milne examines three graphics packages
– two for drawing and one for shading

COLOUR GRAPHICS BY NUMBERS



EDG design: fewer functions, but faster and more friendly

THE two packages compared here are the AB Designs Drawing Program and the EDG Graphics Package (from Salamander Software).

A drawing program allows the user to construct on a TV screen various shapes (lines, squares and circles, for example) with simple commands – typically one or two keystrokes – and then to move, repeat or modify these shapes. The position on the screen at which the drawing is to start, and the dimensions of the shape, are entered by moving a cursor (normally a cross) to the appropriate position using the control keys. Additional features usually include a 'fill routine', which can fill a specified area with colour, and some method of saving the result on tape or disc.

Both the AB Designs Program and the EDG Graphics System (referred to as AB and EDG from now on) were supplied with

□ **EDG Graphics Package, Salamander Software, 27 Ditchling Rise, Brighton BN1 4QL. (Also available from Acorn dealers) Price: £24.95**

□ **AB Designs Drawing Program, AB Designs, 81 Sutton Common Road, Sutton, Surrey. Price: £35.50.**

provisional manuals which ran to some 30 pages. In each case the programs loaded successfully first time, displaying a title page while the main program loads. EDG then makes an intimidating high-pitched whistle until you select mode 0, 1 or 2, the AB system runs in mode 1 only.

At this point you are faced with a screen which is completely blank except for a crosshair cursor in the middle, and a few cryptic symbols at the top (AB) or the bottom (EDG).

These symbols are in a 'text window' which displays information such as cursor co-ordinates, current drawing colour and drawing mode (solid or outline). The cursor can be moved about the screen using control keys and its speed is variable. The AB system has three speeds, selected by pressing a single key. In EDG, the cursor starts off slowly and picks up speed if the control key is held down (acceleration can be inhibited if desired).

To start drawing, a program needs to know what you want to draw and where. EDG asks for the function first (the message 'Function?' appears in the text window): the function is selected by pressing an appropriate key, such as 'C' for circle. The message 'Centre?' then appears, and the point is 'fixed' by moving the cursor to the required point and pressing



AB design: perspective, repeat and curve functions make for more creative drawings

the space bar. The radius is defined on the same way, and a circle is automatically drawn. In the AB system the commands are somewhat different. Points are defined first, by moving the cursor to the appropriate position and pressing '1', then moving to another position and pressing '2', and so on. For a circle, the two points required mark the diameter (not the centre and radius). Finally, the command 'C' draws the circle.

The two programs both offer line, rectangle, circle and fill routine; beyond this, however, their functions differ considerably. This is primarily due to the different approach the programmers have taken. Examination of the repeat function will illustrate this.

In the EDG system, an area of memory (called the picture memory) stores the commands put in by the

user. When the repeat function is called by pressing a key the last operation in the picture memory is repeated at the location of the screen cursor. Thus the repeat command is limited to the previous drawing operation, whatever that happens to be. In the AB system, the repeat function is more versatile, allowing a rectangular area to be defined and copied to another part of the screen. It may also be shrunk, rotated through 90 degrees, or reflected as a mirror image. The process is much slower than in the EDG system, because the program is scanning the rectangle pixel by pixel before copying it.

In both programs the drawing colour is easily selected, either by moving a dot along a colour 'palette' (EDG) or by pressing an appropriate key (AB). The logical

colours may also be easily changed, providing the user with the usual range of Beeb colours. The EDG system can support eight colours on the screen at one time in mode 2, whilst the AB system (which only runs in mode 1) can only support four. This is not as serious as it sounds, however, because the AB system allows filling in a mixture of colours - for instance, if white, cyan and yellow are selected, the fill routine will plot vertical bars of each alternately, giving a pale green.

In all graphics systems, fill routines are notorious for getting out of hand. This happens when there is a break in the boundary of an area being filled, and the colour 'escapes' into the surrounding picture. EDG handles this quite easily, by telling the program to


page 81 ►

□ **ECFG from Gaelsett Software, 44 Exeter Close, Stevenage, Herts, SG1 4PW. Price: £10.**

THE Extended Colour Fill Graphics program (ECFG) from Gaelsett can fill areas with patterns of different-coloured pixels to give the effect of additional 'shades' of colour on the BBC micro. The program loads into the lower region of user RAM and automatically resets page so it is not overwritten when other programs are loaded.

The program works by providing two new extensions to the GCOL statement which affect the way the triangle-filling routines PLOT 81 and PLOT 85 operate. The more easily understood statement takes the form VDU 18,L,32,C1,C2,C4,C8 where L is the normal logical parameter following the GCOL statement, and the 32 instructs the computer to accept four further parameters to define the mixture of logical colours 1,2,4 and 8. Default colours are red, green and blue for C1, C2 and C4 while C8 is 'flashing'; the parameters only operate if the graphics mode selected supports the required logical colour. The parameters may have values between 0 and 32, so setting C1 at 32, C2 at 16 and C4 at 0 will give a mixture of two parts red, and one part green and no part blue, which results in an orange colour. (Remember that, unlike mixing paints, mixing colour light is

GAELETT - ECFG



Multicoloured cube by ECFG

additive: ie, the more light you add the paler the shade gets, and vice versa. Thus red and green make yellow, which can be confusing until you get used to it.)

The second statement is less easy to operate. Once again it operates on the VDU 18 command, equivalent to GCOL, and looks like this: VDU 18,L,64,R1,R2,R3,R4. As before, L is the normal parameter after the GCOL command and 64 instructs the computer to accept the four following parameters. These can each have values between 0 and 255, allow on/off control of each bit in a four-row high VDU mask. The width of the mask varies from two to eight pixels, depending on mode. By controlling this mask, a wide range of patterns such as vertical bars,

diagonal stripes and cross hatching may be obtained. This statement also operates through PLOT 81 and PLOT 85.

The documentation provided is scant, and the only way to get to grips with ECFG is to try it out in as many ways as possible. Some of the effects are similar to those given by using the GCOL statement with parameters higher than 4, but there are many others besides.

A word needs to be said about the term 'shades' used in relation to ECFG. The cross-hatched patterns the program produces are very visible, especially in mode 2. It is doubtful whether, for instance, a broad red-and-white check could be called a 'shade of pink'; perhaps the word 'pattern' would have been more realistic.

BITS & BYTES

44 Fore St. Ilfracombe, Nth Devon. Tel: (0271) 62801

ACORN DEALERS, BBC, DRAGON, VIDEO GENIE SALES & SERVICE EPSON HX20 COMPUTER

Atom Micros	BBC Upgrade Kits
Colour Monitors	BBC printer interfaces
Seikosha GP100A Printers	5¼" Floppy Discs
Epson Printers	C-12 Cassette Tapes
Monitors—12" B/W	Cassette Recorders
Monitors—12" Green	Continuous Stationery Software
5¼" Disc Drives (C/W P.S.U. & CASE)	Software written to order

REPAIRS & SERVICE

To all Micros

BBC SOFTWARE

Quality software produced by professionals and used in hundreds of schools throughout Great Britain present their latest tape:

FUN WITH WORDS B £8.05

Start your fun with alphabet puzzles in GUESS A LETTER. Continue your play as you learn about VOWELS—know the difference between THERE and THEIR and have games with SUFFIXES. After working so hard reward yourself with games of HANGMAN. Learning should be fun. The tape includes ALPHA, VOWELS, THERE?, SUFFIXES and HANGMAN.

EDUCATIONAL—1 A or B £8.05

Hours of fun and learning for children aged 5 to 9 years. Animated graphics will encourage children to enjoy maths, spelling and telling the time. The tape includes MATH1, MATH2, CUBECOUNT, SHAPES, MEMORY (Model B only), SPELL and CLOCK.

EDUCATIONAL—2 A or B £8.05

Although similar to Educational—1 this tape is more advanced and aimed at 7 to 12 year olds. The tape includes MATH1, MATH2, AREA, MEMORY (Model B only), CUBECOUNT and SPELL.

GAMES OF LOGIC AND CUNNING A/B £9.20

For children and adults alike. The tape includes AUCTION, FLIP, REVERSE, TELEPATHY and HEXA 15 (Model B only).

SUPERLIFE B £9.20

Fast (machine code) version of a popular 'Game of Life' in a large universe.

KATAKOMBS B £9.20

Are you cunning enough to discover and seize the treasure in the Katakombs AND return alive? What and where are your enemies? Can you outwit them? Yes? Then your adventure will take you through unending forests, besides tumbling streams, over lonely plains to desolate ruins and finally underground to the tortuous Katakombs.

UTILITIES A/B £8.05

Behind the mundane title lies an assortment of useful procedures and functions which can save you hours/days of programming effort: date conversion, input and validation routines, graphic routines (cube, rectangle, etc), sorts, search and many more.

*** SPECIAL OFFER ***
Any 3 cassettes for £20.70

DISCS—TORCH Z80 pack—800K, second processor with 64K RAM, CP/M* compatible operating system + system software. £890 incl of VAT


Delivery free within 30 mile radius otherwise £10 delivery charge

Add 50p p/p per order. Please state your model

Cheque/PO to: **GOLEM LTD, Dept A**

77 Qualitas, Bracknell, Berks RG12 4QG. Telephone: (0344) 50720

Why
haven't you
heard of
CUBE?



Excet Measuring Unit

SOFTWARE SUPPORTED MONITORING INSTRUMENT—BBC MICRO

Connection to the 'A to D' Port enables the BBC (B) to measure and display accurately:

POSITIVE & NEGATIVE—VOLTS * AMPS * WATTS
OHMS * TEMP * LIGHT * TIME

FEATURES	RANGES
Up to 6 simultaneous readings	Temp -10 to 110 deg C
Graphical or digital display	Resistance 0 to 1E6 ohms
Auto scaling and labelling	D.C. Volts 40v.p.d. within + / - 40v range
Plots any 2 variables	D.C. Current 0 to 2000 mAmps
Menu driven options	Power 0 to 80 watts
Full software support	Light 0 to 100 (uncalibrated)
User friendly	Time 0 to 1E6 secs (hrs mins secs)
Unlimited choice of scales	Event data stored 80 per sec
Event analysis facility	Accuracy: error generally < 1 per cent
Teaching display Mode	

EQUALLY SUITABLE FOR LABORATORY, CLASSROOM OR HOME USE

£77.50

Includes instrument, temperature probe, light sensor, electrical probes (3 sets), leads, connections, software on cassette, full instructions, application notes, p&f

excet systems 16a High Street
Ilfracombe
North Devon

BBC OFFICIAL AUTHORISED DEALER

	£
BBC Model B Microcomputer	399.00
BBC Model A Micro with 32K and VIA	339.50
BBC Model B with Disc interface	479.00
BBC Model A to B upgrade	95.00
Disc upgrade for BBC 3 (inc fitting)	98.90
BBC 14" Colour Monitor	287.50
Sanyo SM12N Green Monitor 15MHz	125.00
14" Monitor/TV Nordmende	259.90
BBC Single 100K 5.24" Disc (AND01)	265.00
BBC Dual 800K 5.24" Disc (AND02)	803.85
Single Disc Drive (100K) for BBC	205.85
BBC Utility Disc 1	9.95
Epson FX 80T 160 cps Printer	458.85
NEC 8023B Printer	399.00
CP80 Terminal Printer	356.50
BBC Spark-Jet Printer	420.00
BBC Joysticks	14.95
1.2 Rom Operating System (Pitted)	9.20

Large stocks of Books and Software for BBC

The above list in no way represents our full list
or range of stock



Official BBC Service and Information Centre
Model A & B Stockists


LANSDOWNE COMPUTER CENTRE

5 Holdenhurst Road,
Bournemouth, Dorset.
Tel. Bournemouth 20165
(Showroom located above
Stewart Greens The Chemist)

THE COMPUTER SPECIALISTS

Stockists for: Atari, BBC, ZX81,
Spectrum, Dragon.

B.B.C. DESKTOP CONSOLE



TIDY UP YOUR B.B.C. COMPUTER.
TELEVISION—CASSETTE RECORDER—SINGLE OR
DOUBLE DISC DRIVE
ALL ACCOMMODATED ON A PROFESSIONAL CONSOLE
THIS ROBUST G.R.P. CONSOLE ALSO HAS PROVISION
FOR 10 CASSETTES AND A FOOLSCAP NOTEPAD.

SIZE:- 27½ (700mm) x 31½" (800mm)

A WORTHWHILE INVESTMENT AT £39.95 INCLUSIVE OF P & P.

CHEQUE OR P.O. TO:-

LAMPLAS (DURHAM) LTD,
7/9 RAMSAY STREET,
HIGH SPEN,
ROWLANDS GILL,
TYNE & WEAR.

DEALER ENQUIRIES INVITED.

ZX AND ORIC CONSOLES AVAILABLE SHORTLY.

Horse in Motion

By interacting with a
realistic horse
animation explore
the differences
between a walk,
trot and gallop.

Slow motion option
and sound.

BBC Micro 32K
EDUCATION
Cassette



SOFTWARE

CLIP
& CLOP!

To: LIB SOFTWARE,
20 Wandsworth Bridge Rd., London SW6 2TJ

Please send.....copies of 'Horse in Motion' at
£6 each inc. p&p and V.A.T.

I enclose p.o./cheque payable to 'Lib Software'
value £.....

NAME.....

ADDRESS.....

V.A.T. No. 227 4253 73

For your Torch or BBC micro A very special offer at £19 Excl. VAT

xForth

xFORTH is an advanced implementation
of FORTH, the powerful yet interactive
modern language used for robotics,
accounts packages, editors, data base
handlers and even arcade games. Many
of the "Star Wars" special effects were
created with it. xForth is more
comprehensive and easier to use than
Forth 79, while remaining compatible
with it.

- The best interface you've ever seen for graphics
- A super screen editor for Forth programs
- Virtual Memory
- Full CPN file access
- Access to *FX etc. commands on your BBC micro
- Integers, fractions, strings, arrays
- Recursion



What PCW said about xForth?

"I am an xForth licence holder (and extremely happy with it)" ... "excellent documentation" ... "make life easier for the novice" ... "very advanced extensions" In addition xForth came out first in 14 out of 15 benchmarks on Z80 Forth systems.

How to order your xForth

Most software packages only sell a few hundred, but we aim to deal in bulk, hence the incredible price of only £19. Send us this coupon by 15th July. Cheque or Access orders only.

AIM RESEARCH

20 Montague Road, Cambridge
CB4 1BX, Telephone (0223) 353985

Name.....

Address.....

Please send me an xForth disc and manual.

I enclose a cheque for £24.15 (£19+£2 p&p+VAT) made out
to A.I.M. Research or charge my Access account no

.....

Signature.....

Date.....

▶ page 78

'forget' the last command. The picture is automatically re-drawn without the fill operation, the boundary can be repaired, and the fill executed again. In the AB system, escapes are more serious. The operation is stopped by pressing escape, but any picture information under the escaped filling colour is lost, and has to be re-drawn. It is therefore advisable to keep a finger hovering over escape when using the fill routine.

Three useful EDG features that do not appear on the AB system are 'grid' which covers the screen with a grid of points to which cursor movement is related; 'arc' which allows any segment of a circle to be drawn (AB only allows half- and quarter-circles); and 'elastic band', which allows you to see the line being drawn.

However, AB has a wealth of commands not implemented in EDG. These include 'ellipse' (useful for isometric drawing); 'smooth curve', which connects up to seven points at a time with a curve; the 'rotate' and 'shrink' features already

mentioned: a special memory that can store up to nine circles and ellipses; and, most importantly, a perspective facility that automatically draws planes, box sections and lines in perspective, and can fill areas with 'perspective shading'.

To sum up, the differences between the two packages lie in the use of the limited RAM available to the programmer. The EDG designers have opted for a user-friendly approach in which mistakes can be corrected easily, decisions changed, and pictures saved and loaded rapidly. This inevitably means the range of drawing commands is limited, and the resulting pictures tend to be collections of coloured lines, squares and circles.

The designers of the AB system, on the other hand, have decided to cram every available byte of memory with drawing routines, at the expense of speed and friendliness. Pictures can be sophisticated, but mistakes are not easily corrected, and saving a picture to tape takes a long time.

▶ page 75

as in Wordwise, or to see it being formatted as you go, as with View.

If you only have a cassette system, are you prepared for the time involved in saving a file after each edit to print it out?

Do you have documents larger than 25,000 characters long (approx 4,000 words) which have to be processed in one single operation? If so you will have to use View.

Are you prepared to pay £59.80 for View, plus £9.95 for the printer driver software compared with £46.50 for Wordwise? (Also the free typing tutor with Wordwise is better than any one I have found commercially available.)

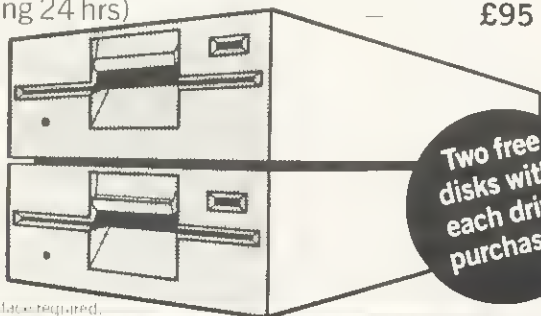
My personal view is that Wordwise is better value and easier to use, but certain applications will demand the advanced facilities of View. One final comment is that View may well have facilities I did not discover. If so, tell us!

MICROAGE ELECTRONICS

FOR THE BEST DEAL ON BBC MICRO DISK DRIVES


Microage of Edware - Acorn's largest dealer - now bring you the most powerful range of disk drives for your BBC Microsystem B.*

- A BBC Compatible Single drive (100K) - £235
- B BBC Single drive (100K) - £269
- C BBC compatible Dual drives (200K) - £389
- D BBC compatible slimline Single drive (400K) - £399
- E BBC compatible slimline Dual drive (800K) - £799
- F BBC Disk Interface (inc 1.2 ROM & fitting 24 hrs) - £95



Two free disks with each drive purchased.

Dealer and Institutional Orders Welcomed.



Free courier delivery to your door.

All drives are fully compatible with the BBC Micro and are complete with full manual, utility disk and connecting cables. Remember these are top quality products manufactured by TEAC and Mitsubishi. All prices include VAT.

Open Mon Sat 9.15-6.00 Thurs 9.15-1.00 Send this coupon in to obtain a 5% discount on all products (excluding B & F).

To: Microage Electronics, 135 Hale Lane, Edware Middlesex HA8 9QP AU 6

Please send me qty. A B C D E F at total cost of £ I enclose cheque no:

Or debit my Access/Barclaycard No.

Signature

Name

Address

Postcode Telephone

MICROAGE ELECTRONICS

135 HALE LANE EDWARE MIDDLESEX HA8 9QP TEL: 01-959 7119 TELEX 881 3241

Micro-Aid

SOFTWARE Programs that are guaranteed to run! Save hours of work and worry with these utilities and practical programs on cassette or disc

102	CASHBOOK	Double entry 4 columns with accounts	£ 5.95	B
103	LEDGER	Complements CASHBOOK with ageing & analysis	£ 5.95	B
104	MAILING	Holds 218 addresses. System with 6 options, 2 Sorts, Labels, 2 Searches & Update	£ 5.95	B
105	PAYROLL (W or M)	In two parts to handle weekly or monthly PAYE & NI for 100 employees. Supported	£13.90	B
105a	Manual	Extra (No VAT)	£ 2.50	
106	MEMO-CALC	Database/Calcsheet with up to 255 columns, string or numeric data, sorts, searches, calculations, with full print facility	£ 9.95	B
106a	Manual	Extra (No VAT)	£ 2.00	
201	CARDS	Beat Bruce Forsyth at his own game	£ 2.95	A B
202	BATTLE	Fast moving game simulation of a minefield	£ 2.95	B
203	HANGMAN	Word game. French, German, Italian, Spanish	£ 7.95	B
301	BANNER	Paper printout of large text & graphics	£ 2.95	A B
302	DISTANCES	Graphic maps of U.K., EUROPE & WORLD		
303	FLAGS	Calculate distance between any two places	£ 3.95	B
304	STATPAK	Full colour flags of the world & questions	£ 3.95	B
501	SEARCHBAS	Statistics offering over 30 results	£ 8.95	B
502	PROCVAR	PROC to search a BASIC program & alter it	£ 1.95	A/B
503	PROCFVARS	PROC to list variables used in a program	£ 1.95	A/B
504	PROCLAUD	PROC to clear Resident Integer Variables	£ 1.00	A/B
505	DEECHR	A combination of programs 501, 502 & 503	£ 3.45	A/B
506	SORTM/C	Design, display & store graphic characters	£ 2.95	A/B
507	UTILITY A	Machine code sort for up to 255 integers	£ 1.00	A/B
508	UTILITY B	A very fast BASIC sort: 1000 items in 42s	£ 1.00	A/B
600	FORTH	A Combination of 501 to 507. Superb value	£ 5.95	A/B
601	WORDWISE	Second language ROM for either OS	£34.74	B
		ROM Superb fast & easy Wordprocessor OS 1.0	£34.74	B
701	BOOKS	Various titles for the BBC Micro Item (No VAT)	£ 6.95	
801	CASSETTES	C12 Computer quality boxed in 10's	£ 4.50	
810	DISCS	MEMOREX Soft Sectored 40 track 5.25"	£19.95	
901	NEW EPSON	FX 80 F.T. 160CPS, 3 FONTS, Graphics	£379.00	
905	SEIKOSHA	GP 100a Printer 50cps, 80 columns, tractor	£195.00	
910	NEW TEAC	Slimline Disc drives suitable for BBC Micro with Power supply, Format disc & Manual		
	100K	Single Sided, 40 Track OTHERS AVAILABLE	£199.00	
920	VDU STAND	Stainless steel support protects your micro	£19.95	

ADD VAT TO ALL PRICES. FOR COPY ON DISC ADD £1.00. NO PACKING CHARGE.

If you want further information before parting with your hard earned cash send for our new brochure to:-

Micro-Aid (AU)

25 Fore Street, Praze, Camborne, Cornwall TR14 0JX.
Tel: 0209-831274

Micro-Aid expand to serve you

NEW TEAC SLIMLINE DISC DRIVES NEW

(Cased with their own Power Supply, Manual & Format Disc)

100k £199.00 - 200k £265.00

400k £345.00 - 800k £619.00

NEW EPSON FX-80 PRINTER NEW

160cps, 40, 80 or 137 columns. Elite, pica, italic, proportional and emphasised text in three sizes and nine languages. Tractor, roll or sheet paper feeds.

RRP £379.00

SEIKOSHA GP100A Printer

50 cps, 80 columns. Tractor paper feed.
£195.00

MEMOREX 5.25" discs - £19.95 for 10

C12 cassettes - £4.50 for 10

Add VAT to all prices. Packaging included

EXTENDED COLOUR-FILL GRAPHICS E.C.F.G. GIVES YOU A CHOICE OF !! 4 BILLION + !!

SHADES FOR TRIANGLE FILLING IN BBC MODES 0,1,2,4 & 5

- * PLOT 81 and 85 commands for triangle-filling have been adopted to use the ECFG fill-shade currently selected by new ECFG user-friendly commands. GCOL is still used for line colour.
- * Easy choice of 17, 289 & 6561 subset colours between those normally available in 2, 4 & 16 colour MODEs. Further options include colours, angles, spacings & widths of cross-hatch etc.
- * ECFG commands can be used in BASIC, typed from the keyboard, accessed in Assembler, or in future BBC Micro languages. ECFG is MOS-adaptive, and proven with versions 0.1 to 1.2.
- * Bootstrap from cassette rapidly builds on ECFG module at a RAM address pre-defined by PAGE, which is then automatically increased 512 bytes to allow immediate LOADING of programs etc.

Price : £10 inc : Mail Order only

GAELSETT (ECFG)

44 EXETER CLOSE, STEVENAGE, HERTS. SG1 4PW.
(Tel. Stevenage 51224)

PRIMARY SCHOOL SOFTWARE

BBC MODEL B—VERSIONS 0.1-1.2

In conjunction with our local First School we have developed a suite of programs designed to introduce 5-10 year olds to the use of the BBC computer.

MOUSE—An introduction to the keyboard. Help the mouse escape from the cat by pressing the key corresponding to the letter displayed on the screen

OSCAR—Guide Oscar around the screen using the arrow keys and see how many stars he can visit in 200 moves.

OSCARA00—A number game for two players. Help your Oscar to reach his space ship before your opponents by correctly answering the simple sums.

OXO—A numerical version of noughts and crosses having three levels of difficulty.

HANGMAN—A colourful version of the popular spelling game using words chosen at random from a library programmed by an adult.

All of these programs include full instructions and have been designed to be used by the youngest age groups with a minimum of supervision.

We offer all five programs on a tape for only £16

Bagust and Pelling, *Microsystems Specialists*
9 Paulet Close, Townhill Park, Southampton SO2 2EY

WRITE YOUR OWN GRAPHICS DUMP

A graphics 'dump' is a program to translate the picture on the screen into a form the printer can reproduce. Writing programs to do this is not difficult but requires clear thinking and knowledge.

To write a dump there are two pre-requisites. First, the printer must have some graphics facility. This may be by addressing individual wires on a dot-matrix printer, or may be the block graphics character set (or may be a programmable character, similar in principle to the VDU23 characters). Second, you must be able to 'read' the graphics memory to determine the state of a particular picture element - known in the jargon as a 'pixel'. For the simple dumps introduced this month it is only necessary to know whether a pixel is on or off.

Some information about the graphics memory now follows. For the Atom it is essential to understand this organisation, as there is no way of reading the state of a pixel other than by 'peeking' the screen memory. The BBC screen memory organisation is more complex, and to compensate for this a Basic function POINT, and an operating system call (OSBYTE) are provided to allow direct reading of pixels.

First, the similarities. There is always an increased memory requirement as the detail of the information carried becomes greater. Thus the smaller the pixels, the more memory is required to contain a 'screenful'; and the more colours, the more memory needed again. The number of pixels available is described in terms of 'resolution'. The greater this is the more pixels, and the more detail. The pictures of Bjorn Borg in April's *Acorn User* illustrate this perfectly. Thus in BBC mode 1 we can have four colours, and 320 by 256 pixels. This takes up the memory locations from &3000 to &7FFF (20k of your precious available memory). With discs, the operating system workspace, Basic workspace, 6502 stack, and disc operating system workspace take up a little over 8.5k, and your program, with its variables, has only 3.5k left. In

George Hill develops his series by showing you how, and giving two examples

mode 2 the number of colours is increased to 16, and since the graphics memory cannot be expanded, the resolution is reduced to 160 by 256 pixels. If we forego the extra colours, but maintain the resolution, we can pack the information into a smaller memory. Thus mode 4 and 5 graphics memories start at &5800, and are identical to modes 1 and 2 in resolution, with fewer colours.

The same principles apply to the Atom. This is nicely explained with examples in *Atomic Theory and Practice*.

There are major differences between the BBC and Atom graphics memories. The first is in the location of the top and bottom of the memory. On the Atom memory always starts at #8000 (hexadecimal numbers are prefixed by # on the Atom, by & on the BBC). The position of the top of the graphics memory is determined by the extent required by a particular mode. The BBC works in reverse: the top of the graphics memory is always at &7FFF, but the bottom (called HIMEM) is different according to mode.

The second difference is in how the values of X and Y are used to plot points. On the Atom the range of X and Y values varies with mode, and is equal to the number of pixels per line (and the number of bits of graphics memory per line). The Y axis is treated similarly. Thus careful arithmetic will enable you to read the individual bit of a byte corresponding to a particular pair of X, Y co-ordinates. For example, (191-Y) will give the row a pixel is in for mode 3, #8000 + (191-Y)*16 will give the address of the byte at the left end of the row; #8000 +

(191-Y)*16 + X/8 will give the address of the byte containing the pixel for (X,Y).

You must now sort out which bit it is from the value of X%8. (For confused BBC owners X/8 is equivalent to X DIV 8, while X%8 is X MOD).

BBC graphics modes always use X values from 0 to 1279, and Y values from 0 to 1023, independent of mode. This does not imply 1279 individually plottable dots per line in any mode. In fact, to give an example, the 16 points in the bottom left-hand corner of the screen [(0,0) to (3,3)] all address the same pixel in modes 1 and 4.

In modes 2 and 5, 32 points [(0,0) to (7,3)] address the same pixel. Thus the program:

```
FOR X=0 TO 1279
PLOT 69,X,500
NEXT
```

Plots points making up a horizontal line across the screen.

In modes 1 and 4 the program:

```
FOR X=0 TO 1279 STEP 4
PLOT 69,X,500
NEXT
```

will plot an identical line four times as fast. In modes 2 and 5 the program:

```
FOR X=0 TO 1279 STEP 8
etc
```

will plot the same line eight times as fast. Thus when reading the screen, POINT (0,0) and POINT (3,3) are the same (as are values for other members of the matrix). They must only be decoded once, otherwise a lot of time and effort is wasted.

The screen scan must be tailored to the graphics mode being used. The rules are:

- always step 4 in the Y direction (vertically) 3,
- in mode 0, step 2 in the X direction (horizontally),
- in modes 1 and 4, step 4 in the X direction,
- in modes 2 and 5, step 8 in the X direction.

How is this information matched to the printer? Consider the dot-



addressable printer first. In all cases printers require information one byte at a time. Each byte causes the printing of up to eight dots. This byte can address the dots in two basic orientations.

In plan A (figure 1), lines of dots are printed, starting at the top left of the picture (the configuration used by the Olivetti and Amber).

In plan B (figure 2), bands of dots are printed. These bands may vary in width. For example, the Epson prints a band eight dots wide, Seikosha seven dots wide and Centronics 739 six dots wide. In Plan A it is usual to organise the bytes so the most significant bit (ie the digit for 128s) is at the left side.

In plan B there is the usual total lack of consensus amongst manufacturers (figure 3 shows three methods).

The basic technique for dumps matches pixels to dot wires, so a dot wire is fired if the pixel is on and not fired if it is off. This involves building up 'printer bytes' (normally the variable 'byte' in the programs which follow), whose bits match the screen pixels. The variables X (or X%) and Y (or Y%) represent the current position of a notional 'pointer' to the screen, and x and y (or their equivalent integer variables) make adjustments to X and Y which cause the building up of 'byte'. Let us follow through the building up of a printer byte in plan A (figure 4). The pixel corresponding to MSB of the printer byte is read first. The result is deposited in the LSB of

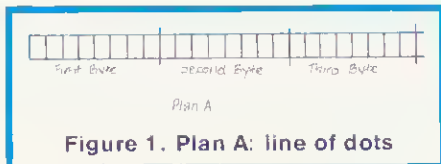


Figure 1. Plan A: line of dots

'byte'. When 'byte' is multiplied by 2, the bit will move left one place, and after eight repetitions, it will reside in its correct place - the MSB of 'byte'.

The Basic program segment to accomplish this in mode 1 at the top left corner of the screen is:

```
byte=0
FOR x=0 TO 31 STEP 4
  byte=byte*2
  IF POINT(x,1023)>0 THEN byte=byte+1
NEXT
```

The byte is initialised to 0 and then shifted left (byte=byte*2). If the pixel is on, 1 is added. The last two steps are repeated until eight pixels have been scanned. The byte produced might have any value between 0 and 255. It is therefore essential it is not intercepted by the central processor and acted on as a normal ASCII value. (This was explained last month, and the use of VDU1 is essential).

To scan the whole of the top line of the screen, therefore, we would embed the first segment in a loop to scan the other X values. The variable x has the values 0,4,8,12,16,20,24,28 in each scan, so X must step 32. The data is sent to the printer by the line VDU1,byte:

```
FOR X=0 TO 1279 STEP 32
  byte=0
  FOR x=0 TO 31 STEP 4
    byte=byte*2
    IF POINT(X+x,1023)>0 THEN
      byte=byte+1
  NEXT
  VDU1,byte
NEXT
```

A final loop to scan all the Y values completes the picture. The Y loop must run from top to bottom of the picture, and so runs from 1023 to 0. The whole procedure is:

```
1000 FOR Y=1023 TO 0 STEP 4
1010 FOR X=0 TO 1279 STEP 32
1020 byte=0
1030 FOR x=0 TO 31 STEP 4
1040 byte=byte*2
1050 IF POINT(X+x,Y)>0 THEN
  byte=byte+1
1060 NEXT x
1070 VDU1,byte
1080 NEXT X
1090 REM linefeed if necessary
1100 NEXT Y
```

If your dot-matrix printer produces bands of dots (as is most common), modifications are needed. The method is illustrated in figure 5 for the Epson and Seikosha printers.

The program segments for the Epson are (changes for Seikosha in italics, byte = byte + 128 is extra line):

```
FOR Y=1023 TO 0 STEP -32
  FOR Y=1023 TO 0 STEP -28
FOR X=0 TO 1279 STEP 4
  byte=0
  FOR y=0 TO 31 STEP 4
    FOR y=27 TO 0 STEP -4
      byte=byte*2
      IF POINT(X,Y)>0 THEN
        byte=byte+1
      NEXT y
      byte=byte+128
```

```
VDU1,byte
NEXT X
VDU1,10
NEXT Y
```

These dumps will operate perfectly in modes 1,2,4 and 5. This may seem odd, as the pixels are twice as big in modes 2 and 5 as in the other two. What is happening is that the mode 2 or 5 rectangular pixel is being read twice, and so getting two dots, while the mode 1 and 4 pixels get one.

You will have noticed references to linefeed (VDU1,10) or to the possible need for them. This leads on to the use of control codes or escape sequences to switch to graphics mode, and their consequences. There is a staggering lack of agreement between manufacturers on this. Each printer seems different, and the manuals are frequently bewildering. One problem that arises is that if (as with the Epson and Olivetti) all codes from 0 to 255 cause the

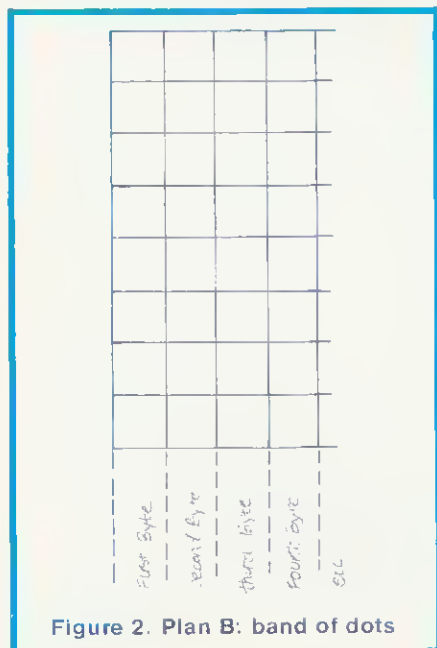


Figure 2. Plan B: band of dots

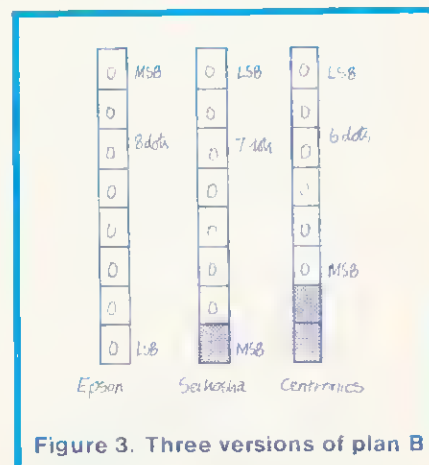


Figure 3. Three versions of plan B

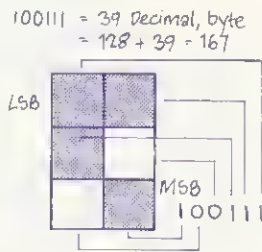
printing of a dot pattern, then *no* code, or combination of codes, can take the printer *out* of graphics mode once it is in. This is solved by announcing the number of graphics bytes to be sent in advance. This may be necessary every line, or for the whole picture. Consequently, if escape is pressed in a graphics mode the printer will not resume normal operations until the necessary number of bytes has been received. The only ways out are to switch the printer off, or send large numbers of 0s to match the necessary number of bytes. Some printers avoid this by having a minimum value, below which codes are interpreted normally. The Seikosha and Centronics both interpret codes below 32 normally. The Centronics graphics characters start at 32, the Seikosha's at 128.

There are three types of control sequence I have come across:

- a single escape sequence to define the whole picture;
- an escape sequence or control code sent each line to determine how many bytes to print.
- a control code or escape sequence to switch to graphics mode, and another to switch out.

These sequences must be sent in the appropriate places in the program. The process is given as a flow chart in figure 6.

Some printers have the 'block' graphics character set (sometimes called 'chunky' or 'domino' characters). Mode 7 teletext characters are a sub-set of these. They are based on a three by two matrix, and constitute a set of 64 characters, printed typically by codes 128 to 191 (though the Epson starts at 160). The Microliner 80 has these characters as its only graphics facility. Each cell corresponds to a six-digit binary number (0 to 63), and the ASCII code is generated by adding 128 to this. For example:



Dumping the screen with these characters uses the same technique.

The printer byte will be made up by scanning the pixels corresponding to the most significant square first. Six pixels are read in sequence, finishing with the top left. We scan the cell in the order:

6	5
4	3
2	1

using the program segment;

```
FOR x=7 TO 0 STEP 4
FOR y=11 TO 0 STEP -4
read the Pixel
NEXT y
NEXT x
```

This will now be embedded in loops to cover the screen using X and Y.

One major snag arises. There are normally 80 characters per line of printing. Thus the block graphics set prints a maximum of 160 small squares per line. As should be clear, it is necessary to have at least 320 graphics elements per line to correspond to the 320 pixels in mode 1. The only solution, if the full screen is to be reproduced without distortion, is to print it in two halves.

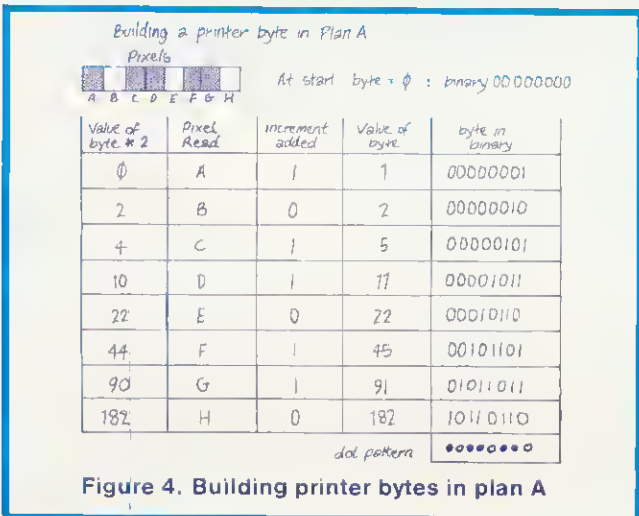


Figure 4. Building printer bytes in plan A

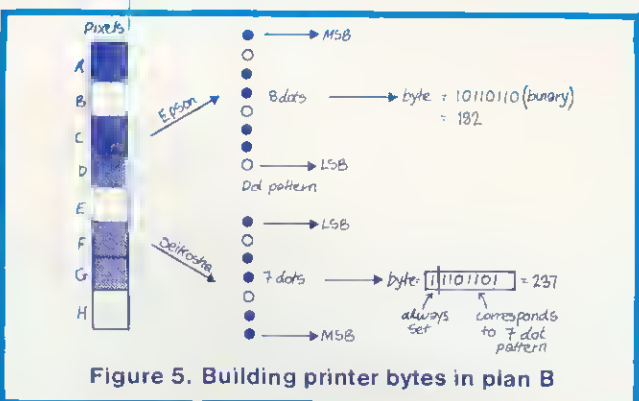


Figure 5. Building printer bytes in plan B

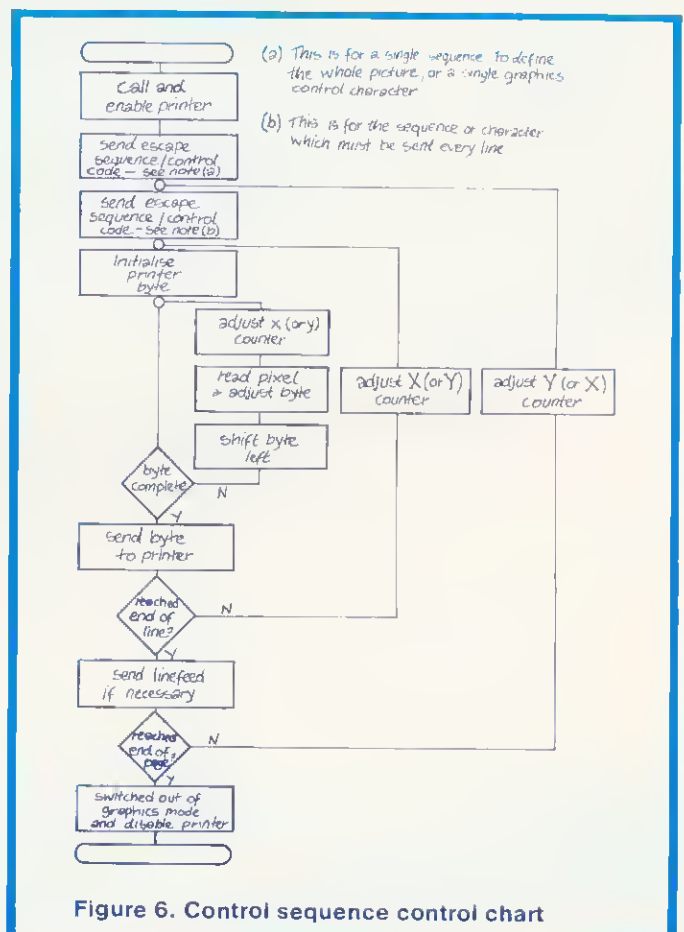


Figure 6. Control sequence control chart

Available Now Full
instructions enclosed

MICROVOC


As supplied to
Schools and Colleges

Yes it's here! **A complete sound system for the B.B.C. Micro, realistically priced at £21 (Inc. V.A.T.) plus £2 post and packaging.**

MICROVOC—the BBC Sound System

MICROVOC is a complete sound system designed specifically for the BBC micro, capable of use with either speech synthesis or computer produced music. Using the BBC micro's own power, **MICROVOC** can literally fill the average sized room with a quality of sound you may not have believed possible. Supplied with robust, ultra modern, spherical speakers, which can be free standing, to compliment the BBC machine, or fixed to the wall, or indeed out of sight on the underside of your desk, **MICROVOC** brings out the true quality of the BBC micros sound facilities.

The external speakers can be disconnected at will leaving **MICROVOCs** volume control to operate the internal speaker of the BBC micro.



OUR GUARANTEE — None of the original components of the BBC micro, including the cabinet need to be modified in any way to install 'MICROVOC'.

Our prime concern whilst designing '**MICROVOC**' was to ensure that your BBC micro warranty would remain unaffected.

MICROVOC can easily be fitted in five minutes and requires no drilling, soldering, or any technical expertise whatsoever. It can just as easily be removed, leaving your BBC micro in its original condition.

MICROVOC simply plugs into existing fittings on the BBC micro and makes use of the 'Reset' and 'Econet' apertures at the rear of the machine.

On later models the reset aperture is covered by a thin plastic film which can easily be removed.

If your BBC micro suffers from the infuriating 'Buzz' then you will also need '**Buzzgo**'. '**Buzzgo**' simply plugs into the 1MHz Bus to eliminate the infernal buzz. If purchased with '**MICROVOC**' **Buzzgo** costs an additional £1 (Inc. VAT). For separate purchases **Buzzgo** costs £2 (Inclusive).

MICRO-ADVENT (A subsidiary of Advent)

Ashlyn House, 113 Writtle Road, Chelmsford, Essex.

Opening hours 9.30am - 3pm Monday - Friday.

Telephone: 0245 59708

The printer byte is built up in a similar way to that described for the earlier dot patterns (program 1). This type of dump requires no escape sequences or control characters.

In general, graphics dumps written in Basic are slow, taking up to half an hour. Speed can be considerably increased by two simple alterations. The first is to use integer variables instead of floating point in FOR . . . NEXT loops (ie X%,Y%,X%,Y%); second is to omit the variable letter in the NEXT statement.

Dumps can be used in a variety of ways, in conjunction with Basic graphics programs. Probably the simplest is to save the dump in the form of a procedure. This means inserting the statement DEFPROC-DUMP at the start, and ENDPROC at its end. You will have to merge it with your graphics program. This can be accomplished as described in the *User Guide* (page 402). There are two methods: save the dump using *SPOOL and call it up using *EXEC, (which the *Guide* prefers, but I find slow); save the dump normally, and then merge using *LOAD at TOP-2.

The *User Guide* refers to the latter method as 'dirty', but I find it at least as clean as the other way. It has the advantage that if you forget to take care of the line numbers (you should remember for both methods), typing OLD, followed by RENUMBER, will correctly renumber the program in most cases. You can now call the dump from within the Basic program by simply inserting the line PROC-DUMP.

An alternative method is to save

```

1000 FOR A=0 TO 1
1010 START=640*A:FINISH=640*A+639
1020 FOR Y=1023 TO 0 STEP -12
1030 FOR X=START TO FINISH STEP 8
1040 byte=0
1050 FOR y=11 TO 0 STEP -4
1060 FOR x=7 TO 0 STEP -4
1070 byte=byte*2
1080 IF POINT(X+x,Y-y)>0 THEN byte=byte+1
1090 NEXT x
1100 NEXT y
1110 byte=byte+128

1120 VDU1,byte
1130 NEXT X
1140 VDU1,10

1150 NEXT Y
1160 VDU1,10,1,10,1,10,1,10
1170 NEXT A
    
```

Program 1. Building up the printer byte

Program	Comment
VDU28,maxX,31,maxX,31	Define minimum text window at bottom right of screen. maxX is 39 in modes 1 and 4 and 19 in 2 and 5.
COLOUR 128+n:CLS	n is the colour of the bottom right square of your picture, now filled as text background. (eg, if n is 3, COLOUR131:CLS)
PAGE=TOP+&100 CHAIN"DUMP"	Set address for start of next program. load and run 'dump'

Program 2. 'Cheat' to avoid screen messages

the dump as a normal program. It can be called up and 'hidden' from the other program as follows. Insert the line PAGE=&0E00 at the end of the DUMP (or PAGE=&1900 if you have discs). Then, to call up and run the dump from within the graphics program insert the lines PAGE=TOP+&100, and CHAIN "DUMP". (A similar effect can be obtained for a machine code dump by using *SAVE with load and execution addresses, and calling it

up using *RUN.)

There are certain undesirable consequences of using the latter methods with tape. Unless you have defined a text window, the messages 'Searching' and 'Loading' will appear on the screen, removing sections of your picture. The 'cheat' in program 2 will stop this.

Finally, programs 3 and 4 give dumps for the Olivetti ink-jet printer reviewed last month, and for the tried and trusted Seikosha.

```

1000 DEFPROCOLIDUMP
1001 REM CONTROL is the code to define the image
1002 DIM CONTROL 15
1003 $CONTROL=CHR$(27)+"G120;40;32;2"+CHR$(27)+"Z"
1004 REM call printer
1005 *FX5,1
1006 REM enable printer
1007 VDU2
1008 REM send CONTROL to printer via "VDU1
1009 FOR I=0 TO 15:VDU1,CONTROL?:NEXT
1010 REM scan screen and send data to printer
1011 FOR YX=1023 TO 0 STEP -4
1012 FOR XZ=0 TO 1279 STEP 32
1013 byte=0
1014 FOR xX=0 TO 31 STEP 4
1015 byte=byte*2
1016 IF POINT(xX+xX,YX)>0 THEN byte=byte+1
1017 NEXT
1018 VDU1,byte
1019 NEXT
1020 NEXT
1021 REM disable printer
1022 VDU3
1023 ENDPROC
    
```

Program 3. Olivetti ink-jet dump

```

1000 DEFPROCSKDUMP
1001 REM call printer
1002 *FX5,1
1003 REM enable printer, and switch to graphics mode
1004 VDU2,1,8
1005 FOR YX=1023 TO 0 STEP -28
1006 FOR XZ=0 TO 1279 STEP 4
1007 byte=0
1008 FOR yX=27 TO 0 STEP -4
1009 byte=byte*2
1010 IF POINT(xX,yX-yX)>1 THEN byte=byte+1
1011 NEXT
1012 VDU1,byte+128
1013 NEXT
1014 VDU1,10
1015 NEXT
1016 REM switch off graphics mode and disable printer
1017 VDU1,15,3
1018 ENDPROC
    
```

Program 4. Seikosha dump

NEWARK VIDEO CENTRE

PRESENTS

SUPER CLEAR COMPUTER DISPLAY—AND A TV!!!

— AN RGB MONITOR —
— WITH TV RECEPTION —

14½"	A2102/5/RGB	£275.00	
16"	B3104/RGB	£299.00	
16"	B3404/RGB	£350.00	REMOTE CONTROL
20"	B6100/RGB	£365.00	
22"	B7100/RGB	£399.00	
26"	B8400/RGB	£465.00	REMOTE CONTROL

ALL PRICES INCLUDE 12 MONTH WARRANTY,
A 6 PIN DIN LEAD AND CARRIAGE.

GRUNDIG TV's - GRUNDIG APPROVED DESIGN
EDUCATIONAL AND QUANTITY DISCOUNTS
AVAILABLE

For further details — Mon-Sat:

NEWARK VIDEO CENTRE LTD

108 London Road, Balderton
Newark, Notts NG24 3AQ

Tel: 0636 71475

OAKLEAF COMPUTERS LTD

Education Hobbyist &
Small Business Computers



IT'S NOT JUST
ACORNS THAT
LOOK BETTER
ON AN **OAKTREE
WORKSTATION**

THE UNIT SUITS BBCVIC 20
TRS 80 ZX SPECTRUM ETC.
With a built-in accessory drawer

this smart unit turns your setup into a
professional and business like system. The drawer holds up to
50 diskettes or your tape collection and leads etc

TWIN USER JOYSTICK INTERFACE ATOM/BBC £13.95

Protect the keyboard of your computer by interlacing Atari
joysticks to it. The joysticks plug into the interface which in turn
simply plugs into either the Atom 64 way bus or the BBC 20 way user
port (Atom bus units available at £3.99 if ordered with the interface).
Now two people can successfully play games or one person can
have more control over the computer. Full software supplied.

ATOM LATEST

If Atom have made it, we
stock it. Disk drives all the
shelf. Hardware, books,
printers. Phone now Prices
always competitive

BBC MODEL B NOW IN STOCK

Full or partial upgrades,
memories, printers of disk
interfaces etc. All available.
Prices dropping. Phone
for quotation. All
current BBC
peripherals stocked.

ALL PRICES INCL. VAT AND P&P

Please send your remittance to:

121 DUDLEY ROAD GRANTHAM,
LINCS. NG31 9AD



ACORN

SPECIALISTS

TELEPHONE: (0476) 76994

HOME STUDY COURSES

30 Hour BASIC

A beginner's BASIC programming course.
Available in 3 editions: Standard, ZXB1
or Spectrum.

Structured Programming in BASIC

A second stage BASIC programming course.

Beyond BASIC on the Beeb:

6502 Assembly Language Programming.
An easy introduction to assembly language.

All 3 courses available now as NEC
correspondence courses. Write for free
leaflet/enrolment form. (30 Hour BASIC text
only is available, price £5.95 post free.)

MICROTRUST SOFTWARE

30 Hour BASIC

2 cassette tapes containing 62 programs from
30 Hour BASIC, for BBC Micro use only. Boxed
with instruction booklet.

£11.96 inc. VAT (post free).

Crossword Puzzler

Programs to create and play puzzles plus
4 sample crosswords, boxed with instruction
booklet. Available in BBC Model B and
Spectrum editions.

£5.00 inc. VAT (post free).

NATIONAL EXTENSION COLLEGE
Dept 45, 18 Brooklands Avenue,
Cambridge CB2 2HN

WEST OF SCOTLAND

BBC & ATOM DEALER AND SERVICE CENTRE

HARDWARE

Model A	£299.00 inc.
Model B	£399.00 inc.
Postage & Pocking	£6.00 inc.

SOFTWARE

Acomsoft Bug Byte Program Power also
30 Golf Fruit Machine Dodgems
Send SAE for full list

MONITORS

PRINTERS

A selection on display A

Upgrades carried out
Disk and Econet interfaces fitted
Also a wide selection of books and magazines

WEST COAST PERSONAL COMPUTERS

47 Kyle Street
AYR
Tel 0292 (285082)

ANTIPODEAN THANKS

Sir, Many thanks for sending the April copy of *Acorn User* dealing with our Antipodean activities.

Thank you very much indeed for giving us such a prominent position and for your amazing accuracy down a 12,000 mile crackling phone line! The piece was a real reflecton of the situation here and we all appreciate it.

Siriol Giffney
BBC Sydney
Australia

READER POLLUTION

Sir, I also have experienced the same kind of radar interference as mentioned by Chris Allard of Middlesex (*Acorn User*, April). Am I right in assuming this is because radar transmissions are around channel 36?

If so, is there any way of adjusting my BBC micro to give a different UHF output? My interference also takes the form of a regular pattern of white lines moving across the screen every six to seven seconds. This I assume is due to my proximity to Heathrow. (If this is the case will the problem disappear if I buy an RGB monitor?)

The problem also affects video recorders which put out their signal at channel 36. When moved to a new location, some miles away, I have no problems with my micro or video recorder.

B. Holmes
Berks

RADAR SOLUTION

Sir, With regard to the letter by Chris Allard which appeared in the April issue of *Acorn User* concerning the 'jitter' appearing in modes 0 to 3 on his father-in-law's TV set, I too had this sort of problem. I traced it to the fact that the television frame synch was trying to synchronise on the flyback signal. The higher resolution modes are the only ones that suffer from this problem.

The easy way to remedy this is to adjust the vertical hold variable resistor to enable a stable pattern. If, however, Mr Allard's father-in-law's set is like mine (and many other modern sets) it will not have a vertical hold adjustment. However, this must

be added. If the set in question has a Thorn chassis (Ferguson, Baird, etc.) there may be a provision for the addition of this variable resistor.


John D. Long
Leicester

Poking around the back of TV sets is dangerous, so unless you know what you are doing, check this out with a TV engineer.

PHANTOM POSTMARK

Sir, I have heard Acorn have had problems in answering letters and meeting delivery schedules. The postmark shown may explain the problem. Are they in a world of their own? They use a different calendar obviously.

Dr. R. Flinn
University of Birmingham



CATCH 64

Sir, I have the 1.2 ROM and every time I press break, location &D00 is set to 64. Is this a bug?

S.A. Todd
Fife

No, it's not a bug. The code 64 (&40) is an RTI instruction (meaning ReTurn from Interrupt). &D00 is the memory location where the non-maskable interrupt (NMI) service routine is placed, and since no routine has been provided (a DFS would put one there if you had a disc system) an RTI is automatically placed there so the interrupts are ignored.

BASIC II BOOB

MANY thanks to those who pointed out that I had misunderstood what OPENIN would do in Basic I (Mr Ward of London and Mr Tracy of Coventry, among others). As you rightly pointed out, OPENIN can be used in Basic I in the same way as OPENUP in Basic II, in fact they use the same token. Therefore, when you load a program written in Basic I as

'OPENIN' it will appear in the listing as 'OPENUP'. So what is the point of OPENIN in Basic II? Presumably so it provides a read-only method of accessing a file.

As you may have guessed, I hadn't used random access files more than once or twice before writing the article in May's *Acorn User*. Will someone please write in to explain, for idiots like me, exactly how to use random files? Thank you.

Paul Beverley

MONSTERS BLOW OUT

Sir, We have a BBC upgraded model A with 1.2 OS and we bought a copy of Acornsoft's *Monsters*. As an experiment we tried jumping the man through a hole when his oxygen was about to run out, so the oxygen would run out while he was in mid-air. When he lands, he lies down as normal, but his stomach appears to explode! Is this normal?

Also, is it true that the Basic II ROM does not allow certain programs to run?

Michael Isard
E. Sussex

We got on to Acornsoft and asked the author if the exploding stomach is normal - and he assures us it is!

As to your second point, all Acornsoft programs run under any operating system with any Basic.

VOICE ON VIA

Sir, First of all, micro and magazine are great! Could you please tell me whether it is possible to add another sound voice on the CB2 line of the VIA. My friend has a VIC-20 and we have done it on his computer. Can I do it on mine?

A. Wilkinson
Kent

If you have a second 6522 installed (standard on a model B and usually in upgraded Model A's) then you can use the CB2 line as on the VIC. This line is brought out on the user port connector and connection details are given on p503 of the User Guide. You would be advised to purchase a 6522 data sheet (£1 from Acorn). They need cash with order, and their address is Fulbourn Road, Cherry Hinton, Cambridge CB1 4JN. Tel: 0223 245200.

A two-minute operation turns your BBC Micro into the heart of a word processor.

VIEW is a software program from Acornsoft (the software division of Acorn Computers Ltd., who designed and built the BBC Micro) that enables you to use your BBC Micro, together with a printer, as a fully operational word processor.

View is supplied as a Rom chip that can easily be fitted to your BBC Micro by your local dealer, in a painless two-minute operation.

Then, once installed, you only have to switch on and View is operating immediately. (You can easily switch back to normal computing with a single command.)

Also included in the View package are two special books: 'Into View,' that takes you by easy stages through all the word processing commands and explains the



many ways in which View can help you, and the 'View Guide,' which provides a quick reference to all View facilities.

You'll find that View is, by any standards, a thoroughly professional system, yet still surprisingly simple for the beginner to master.

The 'Spark-Jet Printer' shown in the photograph is the ideal choice of printer for your word processing application. Extremely quiet, it offers high resolution graphics from monitor or TV. screen and is available now from dealers.

If you'd like more information, write to Acornsoft, 4a Market Hill, Cambridge CB2 3NJ.

Or, for details of your local Acornsoft dealer, phone 01-200-0200.



ACORN^{SOFT}

What do you do if your BBC Micro goes wrong?

If you value your BBC Micro and your money you can now purchase extra one and two year full guarantees direct from us or via most Acorn dealers.


If your Micro is still under warranty, just fill in the expiry date on the coupon* and the guarantee will start from that date.

We carry a full stock of parts and should your computer malfunction we will repair it within five days of receipt.

A full one year guarantee costs just **£18.40**
And a full two year guarantee costs just **£27.60**

If your Micro is already faulty, and out of guarantee, we will repair it on receipt and issue a full years guarantee for **£29.90** or a full two years guarantee for **£39.10**. Please state fault when sending micro.

For you and your BBC Micro's peace of mind send the coupon today



- Please tick service required.
- I enclose **£18.40** for a full 1 years guarantee
- I enclose **£27.60** for a full 2 years guarantee
- I enclose **£29.90** for an immediate repair and a full 1 years guarantee
- I enclose **£39.10** for an immediate repair and a full 2 years guarantee

Warranty Expiry*
Date / /83
If applicable

Surname Access Card No

Initials Make/Model A/B

Address Serial No.

.....

Send remittance to:

**Cambridge Processor Services,
25 Parsonage Street, Dept. A
Cambridge CB5 8DN.**

or telephone your access card number to Madingley 210212

This offer applies to mainland UK only
This guarantee does not apply to major damage caused by abuse.



Software Games Authors

We are offering five figure sums for *your* brilliant machine code games.

Supernova Software Ltd, a new force in games software are releasing a NEW GENERATION of arcade games for BBC and Spectrum computers. We will give you the best royalties or "cash up front" deal available so post your cassettes NOW, to:

SUPERNOVA SOFTWARE LTD
9 Salterton Road, Exmouth, Devon, EX8 2BR.

BIOSOFT

STATISTICAL AND SCIENTIFIC PROGRAMS FOR THE BBC MICROCOMPUTER
MODEL B OR 32 K MODEL A (MOS 0.1, 1.0 OR 1.2)

GRPSTATS Descriptive statistics (10 groups 100 items/group) A 14 Kbyte program that allows input, editing and calculation of mean, standard deviation and standard error for each group. Groups may be compared using students t test to give t and probability values. Additionally, global comparison of all ten groups can be used to give a diagrammatic significant/not significant test at any specified p value (eg. 0.05, 0.01, 0.001).

LINREG Linear regression (100 data pairs). A 15 Kbyte program taking x,y data pairs, allowing editing and calculation of the best fit straight line, giving slope, y intercept and probability value. Can be "taught" x values under conditions when a set of lines with identical x values must be calculated. Graphical output of data and line and interpolation of y values are included among the features of this program.

Both GRPSTATS and LINREG are virtually crashproof for example, when requesting a number, only the keys 0-9, +, -, *, /, E, RETURN, and DELETE are active. Editing options include change data, add data, delete data, sort data. Printer output is a user selectable option. These are high quality sophisticated programs that will not only provide valuable analytical or educational tools but will also yield a number of well structured procedures for incorporation into your own programs (eg. data entry, crashproof numeric input routines etc.).

GRPSTATS £6.95 LINREG £6.95

Mail order only to: Biosoft
21 Downham Drive
Heswall
Wirral, Merseyside
L60 5RE

BBC MICRO

• scientific & educational applications •

COMPLETE HARDWARE & SOFTWARE PACKAGES
FOR MODEL B BBC MICROCOMPUTER SYSTEM

Professional Joystick 35.50

Environmental Monitoring Packages
Temperature, Illumination, Humidity etc. FROM **18.00**

100 year Clock-Calendar Unit 35.50

ALL SOFTWARE PROVIDED ON CASSETTE

menus only available at 75p each
refundable against package purchase

ALL PRICES INCLUDE P+P and VAT

for details of these and other products
please send a.s.e. to:-

Chris Hill Software Engineering

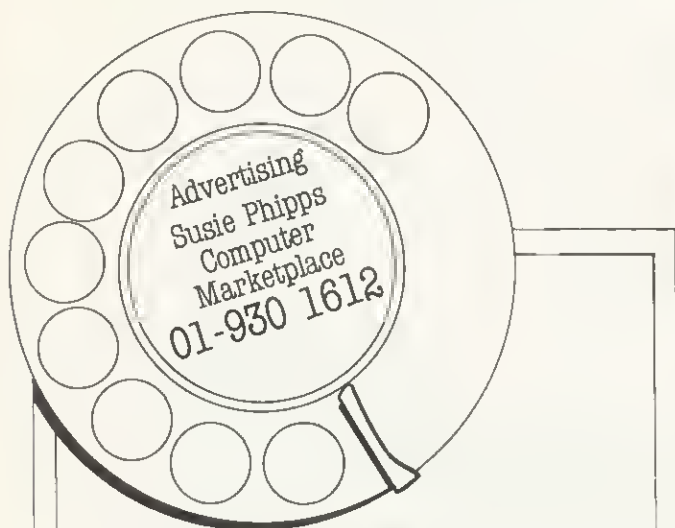
Department B
47 Bush Lane
Freckleton
PRESTON PR4 1SB

BBC MICRO

Cost-effective Instrumentation for Home or School

INDEX OF ADVERTISERS

A B Designs.....	68	Garland.....	33	Midwich.....	50
Acornsoft.....	91	Gemini.....	60/61	Molimex.....	17
Aim Research.....	80	Golem.....	79	National Extension College....	88
A J Vision.....	16	Hall, Chris.....	94	Newark Video Centre.....	88
Bagust & Pelling.....	82	Hessel, Simon W.....	66	Oakleaf.....	88
Beebug.....	58/68	IJK Software.....	IBC	Off Records.....	42
Biosoft.....	94	lkon.....	42	P L Digitiser.....	11
Bits & Bytes.....	79	Intastor.....	70	Psion.....	44
Bourne Educational.....	71	Interface.....	70	Ricksoft.....	72
CSL.....	71	Kansas.....	20/21	Silent Computers.....	76
Cabel.....	52	Lamplas.....	80	Silverlind.....	33
Cambridge Processor.....	93	Lansdowne.....	80	Small School Software.....	76
CJE.....	38	Laserbug.....	74	Software for All.....	30
Computercat.....	76	Leasalink Viewdata.....	IFC	Software Invasion.....	40
Computer Concepts.....	26	Level 9.....	33	Solarsoft.....	76
Computer Marketplace.....	11	Lib Software.....	80	Superior Software.....	36
Control Universal.....	79	Mail Order Micro.....	38	Supernova.....	94
Cumana.....	25	Micro Advent.....	84	3D Computers.....	64
Dr Soft.....	96	MicroAge.....	32/47/81	Technomatic.....	4
Electronequip.....	64	MicroAid.....	82	Twillstar.....	1
Eltec Computers.....	22	Micro Management.....	54/55	Video Palace.....	72
Excet.....	79	Micro Power.....	OBC	Watford Electronics.....	6/7
Gaelsett.....	82	MicroStyle.....	15	West Coast Computers.....	88



Advertisers please note. . .

These are the copy dates of the next three issues of Acorn User.

July issue..... May 20


August issue..... June 10

September issue..... July 15

Camera copy must be sent to:


Susie Phipps, Computer Marketplace Ltd,
20 Orange Street, London WC2H 7ED.

Advertising rates on application.




Doctor Soft

Presents:



* Also currently on prestel via Micronet 800



£7-95 32K

WOLFPACK III *

A new concept, a new classic.

True "in-space" cumulative motion—unlimited freedom and movement—amazing colour graphics and sound. "Sometimes your first warning is a lancing disrupter beam striking from beyond visual range, sometimes they materialise close at hand. You are either quick or dead!"

Prowl lush starfields commanding a mighty fleet of deadly star cruisers. Carefully plan your strategy. Switch control from ship to ship, each has its own mission, each its own destiny.

Seek out lethal enemy battle stations, planets, cruisers, and phantoms using base station radar and target data.

Fight to the death! Detonate the enemy for a harvest of energy to transport to base. Lose, and risk a rescue under heavy fire!

Features include real and enhanced time, docking, refuelling, rotating base station, meteor strikes, rank and promotion, damage reports, crew comments, hyperspace warp between galaxies and separate briefing programme. A total experience.

Other Doctor Software for the BBC Micro includes:

747 *32K £6.95— Full-blown flight simulator by the same B.A. Captain who wrote the famous Atom programme. Moving dial needles and digital display, full 3D visual of Gatwick or Heathrow runway, NAV points and horizon. Optional wind effects. Comprehensive briefing programme included.

Kremlin 32K £6.95— 3D multi-level maze escape with 'Gremlin' Kombat! Maps, skill levels, standard or random structure.

Harmony *16K £5.95— Delightful, infinite, savable patterns of light and sound.

Royalties— The Doctor pays top royalties for top programmes. All types of popular machines and all types of software.

NO EXTRAS, prices fully inclusive.
Cheques and P.O.'s to:-
Doctor Soft,
258 Conegree Road,
Peterborough PE2 8LR.

BBC
MICRO

DOCTOR SOFT

ADVANCED SOFTWARE

IJK

the one to watch

MODEL A/B

Cassette 1: Star Trek/Candy Floss (very popular) **£6.50**
 Cassette 2: Family Games (hours of fun) **£4.50**
 Cassette 3: Mutant Invaders/Breakout **£6.50**
 Cassette 8: Model A Invaders (M/C) **£5.50**

MODEL B (or A+32K)

Cassette 4: Beep-Beep (Super Simon Game) **£4.50**
 Cassette 5: Beebmunch (full colour Munchman) **£6.50**
 Cassette 6: Super Hangman (animated, educational) **£4.50**
 Cassette 7: 3D Maze (fast and intricate) **£4.50**

CASSETTE 9

MODEL B Invaders (or A+32K) (M/C) **£7.50**

CASSETTE 10

WORDPRO. (Cassette W.P. system) **£10.50**

CASSETTE 12

FLAGS. (Countries and Capitals) **£4.50**

CASSETTE 13

HYPERDRIVE (M/C arcade). Destroy the Drone aliens in the caverns with your laser tank. **£6.50**

CASSETTE 14


STRATOBOMBER (M/C arcade). Keep the enemy fleet at bay in order to destroy the rogue star ships nuclear reactor. **£7.50**

CASSETTE 15 - LEAP FROG


The fabulous 'frogger' arcade game reaches the BBC micro. Superbly written full colour machine code version for the Model B (or A+32K). Help the frog cross the road avoiding the vehicles travelling at different speeds, and cross the multi current river to reach the safety of the lilly pads. The game gets progressively harder - perfect for arcade addicts
Only £7.50 for MODEL B (or A+32K)

CASSETTE 11
ATLANTIS - The superb fast action arcade game written in machine code to illustrate to the full the machines fantastic colour graphics and capabilities. This game includes all the usual ATLANTIS/BOMBARDER features. Guide your submarine Nautilus along the unpersea landscape and through the caverns avoiding mines, depth charges, rockets, jelly fish, serpents etc.
Only £7.50 for MODEL B (or A+32K)

BBC MICRO GAMES



- All Programs will run on all operating systems
- All software in stock before we advertise
- Send SAE for Brochure



PRICE FULLY INCLUSIVE
 OF POST AND P&P -
 NO MORE TO PAY

IJK Software Limited

9 King Street, Blackpool, Lancashire.
(0253) 21555

24 HOUR
 ANSAFONE
 48 hour despatch




MOONRAIDER

A GREAT NEW BBC MODEL B PROGRAM FROM BRITAIN'S LEADING SOFTWARE HOUSE!

You're flying a highly manoeuvrable 32K Space Fighter armed to the teeth with a rapid-fire laser cannon and the latest Tryex bombs. Your mission is to penetrate the alien moon defences. Against you are self-firing rockets, nuclear Ack-Ack guns, spacemines, 'fizzers', and meteors, not to mention the network of narrow passageways which must be negotiated. You have only limited fuel which needs to be replenished by either bombing

the enemy fuel dumps or docking with the refuelling station. There are 6 phases to get through and 4 levels of difficulty. The game can be started at any phase and on any level. The controls are either from joysticks or from standard or user-defined keys. This exciting program only £6.95!



Other B.B.C. programs available: Swoop (B) £6.95/Croaker (B) £6.95/Chess (B) £6.95/Laser Command (S) £6.95/Galactic Commander (B) £6.95/Alien Destroyers (B) £6.95/Adventure £6.95/Cowboy Shoot-Out (B) £5.95/Filer £8.95/Micro Budget £6.95/World Geography (B) £5.95/Timetrek (B) £6.95/Spacemaze (B) £5.95/Martians (B) £5.95/Astro Navigator (B) £4.95/Star Trek £4.95/Munchyman £5.95/Seek £5.95/Eldorado Gold (B) £5.95/Cat and Mouse £4.95/Mastermind £3.95/Reversi 1 £4.95/Reversi 2 (B) £4.95/Roulette (B) £4.95/Gomoku £3.95/Zombies £3.95/Dissassembler £5.95/Constellation (B) £5.95/Junior Maths Pack (B) £5.95/Where? (B) £5.95

Written any Programs? We pay 20% Royalties for DRAGON, SPECTRUM, B.B.C. PROGRAMS



WE ARE AUTHORISED DEALERS FOR ACORN ATOM, BBC MICRO & DRAGON 32

SPECIAL OFFER
Deduct £1 per cassette when ordering two or more.

MICRO POWER LTD.
Dept. AU3
8/8a REGENT STREET,
CHAPEL ALLERTON,
LEEDS LS7 4PE
Tel: (0532) 683186 or 696343

Please add 55p order P & P + VAT at 15%

Please Note:

All programs are now available at all good dealers or direct from MICRO POWER LTD.

