



# ACORN USER

Number 1 July/August 1982 £1.00



**Acorn answers your questions**

**Future programme plans  
from the BBC**

**Sound and graphics  
on the BBC micro**

**Econet goes to school**

**Programming hints and tips**

**Latest news on Acorn disc systems**



# A bigger range than the Himalayas



## The Acorn Atom From £118 plus VAT.

### Personal Computing – Instructional and Fun

To get the best out of the personal computing you need two things – hardware that is powerful and reliable – software that uses the hardware to the full. The Atom range is just that.

### The Atom – tried and tested

The Atom was designed to last – inside and out. Outside a rugged, high impact case with a proper keyboard. Tested to withstand children as well as adults. Inside a powerful operating system that will never be bettered. It is available in several versions so you can choose what you want. And there is an enormous range of additional boards that fit inside the casing – start where you like – add more power, more versatility when you need it.

### The Accessories – something for everyone

Diskpacks, printers, monitors, plug-in ROM's, manuals, other languages, arcade-type games, business and household software. Whatever you want to do – teach your children, run your business – you can't do better than choose the Atom range. **Available Nationwide**

Not just mail order, the Atom range can be bought through a national dealer network – they will help and advise you. And in the unlikely event of breakdown they will be there. Like our equipment Acorn Computers are here to last.



Acorn Computers Limited,  
Fulbourn Road, Cherry  
Hinton, Cambridge CB1 4JN  
Tel: (0223) 245200.

### FREE Catalogue

For full details of the complete range and a list of dealers just fill in the coupon or write to us.



To: Acorn Computers Ltd,  
Fulbourn Road, Cherry Hinton,  
Cambridge CB1 4JN Tel: (0223) 245200.

Please rush me a complete list of the Atom range.

Name: \_\_\_\_\_

Address: \_\_\_\_\_

Postcode: \_\_\_\_\_

# Acorn User

The official magazine for users of the Acorn Atom, the BBC microcomputer system, and the Econet system, published by Addison-Wesley for Acorn Computers Limited.

- Authoritative information on all new Acorn products
- All the latest software reviewed, including the products of Acornsoft
- New peripheral equipment described and tested, including unofficial items
- Feature articles on the latest developments in microcomputing from the UK, Europe, North America, the Far East, and Australasia
- Dealer and service features
- National and international user group news

Use the form below to make sure of your regular copies now!

## Acorn User

### Direct Subscriptions

Please open one year's subscription to *Acorn User*. Annual subscription rates (please tick appropriate box):

- UK £15     Europe £18     Middle East £20  
 The Americas & Africa £22     All other countries £24

Name

Position

School/College/Company

Department

Address

Post Code

### Preferred Method of Payment

Please complete the appropriate section and delete where necessary (\*).

#### UK Subscribers

I enclose my cheque/postal order\* for £  payable to Addison-Wesley Publishers Limited

#### Overseas Subscribers

I enclose my cheque/international money order/sterling bank draft\* for £  payable to Addison-Wesley Publishers Limited

#### Credit Card Payment

Please debit my Access/American Express/Barclaycard/Diners Club/MasterCard/Visa\*.

Account No.

Signed  Date

#### Important Note

If you are paying by credit card, the address you give for delivery of *Acorn User* must be the same as the address to which your credit card account is sent.

Send this form, with your remittance, to the address overleaf.

## Acorn User

### Direct Subscriptions

Please open one year's subscription to *Acorn User*. Annual subscription rates (please tick appropriate box):

- UK £15     Europe £18     Middle East £20  
 The Americas & Africa £22     All other countries £24

Name

Position

School/College/Company

Department

Address

Post Code

### Preferred Method of Payment

Please complete the appropriate section and delete where necessary (\*).

#### UK Subscribers

I enclose my cheque/postal order\* for £  payable to Addison-Wesley Publishers Limited.

#### Overseas Subscribers

I enclose my cheque/international money order/sterling bank draft\* for £  payable to Addison-Wesley Publishers Limited.

#### Credit Card Payment

Please debit my Access/American Express/Barclaycard/Diners Club/MasterCard/Visa\*.

Account No.

Signed  Date

#### Important Note

If you are paying by credit card, the address you give for delivery of *Acorn User* must be the same as the address to which your credit card account is sent.

Send this form, with your remittance, to the address overleaf.

# Acorn User

---

The official magazine for users of the Acorn Atom, the BBC microcomputer system, and the Econet system, published by Addison-Wesley for Acorn Computers Limited.

- Authoritative information on all new Acorn products
- All the latest software reviewed, including the products of Acornsoft
- New peripheral equipment described and tested, including unofficial items
- Feature articles on the latest developments in microcomputing from the UK, Europe, North America, the Far East, and Australasia
- Dealer and service features
- National and international user group news

Use the form below to make sure of your regular copies now!

## Acorn User

MAGSUB (Subscription Services) Ltd  
Ground Floor Post Room  
Oakfield House  
Perrymount Road  
HAYWARDS HEATH  
West Sussex  
RH16 3DH

## Acorn User

MAGSUB (Subscription Services) Ltd  
Ground Floor Post Room  
Oakfield House  
Perrymount Road  
HAYWARDS HEATH  
West Sussex  
RH16 3DH

# ACORN USER

JULY/AUGUST 1982, NUMBER ONE

Editor  
Jane Fransella  
Sub-editors  
Ann Nimmo  
Tony Quinn  
Production  
Susie Home  
Promotion Manager  
Pat Bitton  
Editorial Secretary  
Jane Lake  
Publisher  
Stanley Malcolm  
Typesetters and  
Designers  
GMGraphics  
Graphic Designer  
Phil Kanssen

Printed in Great Britain  
by E.T. Heron & Co. Ltd.

Editorial  
01-631 1636  
Advertising Agents  
Dealer Deals Ltd  
20 Orange Street  
London WC2H 7ED  
01-930 1612

Published by  
Addison-Wesley  
Publishers Limited  
53 Bedford Square,  
London WC1B 3DZ  
Telephone: 01-631 1636  
Telex: 8811948  
ISSN: 201-17002 7  
©Addison-Wesley  
Publishers Ltd 1982

**Subscription Information**  
For UK subscriptions, send  
your cheque or postal order  
made payable to Addison-  
Wesley Publishers Ltd to:  
MAGSUB (Subscription Services)  
Ltd, Ground Floor Post Room  
Oakfield House  
Perrymount Road  
Haywards Heath  
West Sussex RH16 3DH

Annual subscription rates,  
post free (airmail):

UK	£15
Europe	£18
Middle East	£20
The Americas and Africa	£22
Rest of the World	£24

## 2 Editorial

A welcome from Hermann Hauser and  
Chris Curry of Acorn Computers

## 3 Acorn News

Straight from Acorn – the latest  
information.

## 6 Graphic Art

Looking at software for the BBC micro.

## 7 Getting Into Graphics

Lyndon Thomas opens the door to  
graphics on the BBC micro.

## 10 News from the BBC

David Allen, Producer of the *Computer  
Literacy Project* tells us about his plans  
for the next series.

## 13 Your Questions Answered

Any queries on the BBC micro?  
*Acorn User* will solve them.

## 15 Dealer List

## 16 Machine Code Graphics

Take a closer look with John Shaw  
and Anthony Ferguson.

## 19 Games

Simon Dally launches a competition  
and we get to grips with some  
popular games.

## 24 Looking at Listings

Two very useful programs from Acorn  
Computers.

## 25 Hints and Tips

Do you want to beat a bug and draw  
an alien? Joe Telford will help.

## 30 Disc Systems

All about the Atom and BBC micro.

## 32 Sound

Sound out the BBC micro and  
make some surprising noises!

## 33 User Group News

## 35 Interfacing

The inside story from David  
Duff of Unilab.

## 36 Econet

Econet goes to school at  
Long Road Sixth Form  
College.

## 38 Your letters

Front cover – complex computer art from the  
BBC micro. The rainbow picture uses a dot-  
shading method, with the dots becoming  
denser towards the horizon to give the  
appearance of depth to the snow-covered  
grass. (See the article on page 6).



## How to submit articles

You are welcome to submit articles to the Editor of *Acorn User* for publication. *Acorn User* cannot undertake to return them unless a stamped addressed envelope is enclosed. Articles should be typed or computer written. Black and white photographs or transparencies are also appreciated. If submitting programs please send a cassette or disc, together with a full listing. Payment is £50 per page or pro rata. Please indicate if you have submitted your article elsewhere.

Send articles, reviews, and information to:

*The Editor, Acorn User, 53 Bedford Square, London WC1B 3DZ.*

See next month's *Acorn User* for:

- Telesoftware plans from the BBC
- Review of the BBC micro, Spectrum and Electron
- Using the BBC micro in the office
- Art on the BBC micro
- The BBC micro goes to primary school

All rights reserved. No part of this publication may be reproduced without prior written permission of the publisher. The publisher cannot accept any responsibility for any errors in the articles or programs published. The opinions expressed on the pages of this journal are those of the authors and do not necessarily represent those of the publisher, Acorn Computers Ltd, or Acornsoft Ltd.

*Acorn, Acornsoft, and the Acorn symbol are the registered trademarks of Acorn Computers Ltd and Acornsoft Ltd.*



# Editorial

More lines of copy have been written about Acorn Computers and the BBC microcomputer system than about almost any other aspect of microcomputing. Misleading information abounds and users or potential users have experienced every level of frustration in trying to obtain information. This magazine will provide an **authoritative official** source of **accurate** information.

The products of Acorn Computers are among the most sophisticated and technically advanced available in their price range. Equipment to be announced in the near future, for market sectors not covered by the existing range, is even more exciting, as is the specification for further peripherals to the BBC system. Readers will receive the earliest information on new equipment, software and applications packages.

## Hardware reviews and tests

Acorn hardware and systems, and also peripherals and adaptations for Acorn equipment from other manufacturers, will be independently reviewed and tested. Where comparisons are relevant, competing hardware will also be tested. Dealers and manufacturers are invited to submit their products to the publisher for this purpose.

## Electron

Our next issue will contain the first official details of the new and much vaunted Acorn Electron. What we can say now is that the new Acorn micro will not replace the BBC Model A or B, but is intended for another quite distinct market sector — that's official!

## Servicing and upgrading facilities

Not all of us are electronic wizards capable of upgrading our own equipment or adding special peripherals. Each issue of **Acorn User** will carry a dealers list, will highlight new service facilities and feature dealers offering particular specialised services. For those of us who do enjoy 'opening the box' there will be regular features on how to do it yourself.

## Software, books and applications packages

All the products of Acornsoft will, of course, be announced first in **Acorn User** and will be fully reviewed. We will list

and review other software available commercially or through user groups. Again, you are invited to submit your programs or applications packages to the publisher for review. New books specifically related to Acorn products will automatically receive review coverage, as will other relevant publications.

## BBC

The latest news about the **Computer Literacy Programme** will be featured here in **Acorn User**, written not at second or third hand but by the BBC's own staff.

## Keep abreast

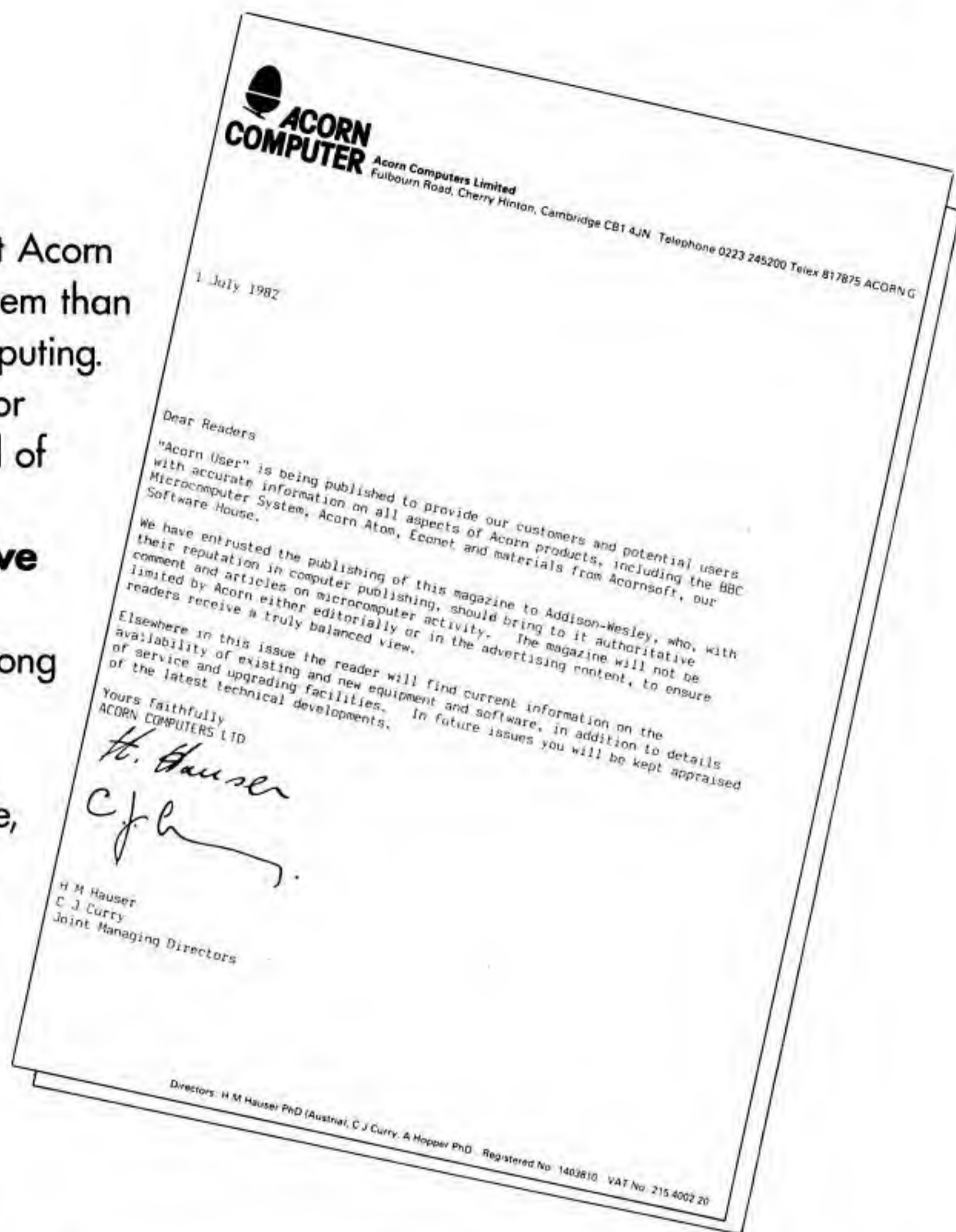
Keep abreast of the latest techniques and developments in microcomputing through our articles. Our sources are truly international and future issues will bring you comments from Europe, North America, the Far East and Australia.

## User groups

At last there is a professionally published national medium that Acorn User Groups can utilise to reach possible contacts and exchange information. We're only a phone call away and our service is free.

## Letters

We want your letters, comments, suggestions or complaints. **Acorn User** is your soap box — we are not obliged to agree with you but we'd like to hear from you.



## Mobile Classroom

The Acorn mobile classroom is now touring the country giving people the opportunity of first-hand experience of a complete computer network.

The classroom carries a seven-station Econet network with a System 4 file serving station and accompanying software.

Econet is a network system developed by Acorn which links together micros to enable them to use a common disc drive and printer.

In addition, each terminal is capable of inter-communication with all others on the network. This means the teacher can keep a check on exactly what is occurring over the network.

At present the terminals are provided by the Acorn Atom but it is planned to re-fit the caravan with the BBC micro.

The caravan is loaned to schools for a week and the service is free of charge. A technician visits the site to set up and demonstrate the unit. For the remainder of the week the school is at liberty to use the caravan as teachers see fit.

So far the caravan has proved extremely popular and its itinerary for the remainder of 1982 is fully booked, but any school which has been unsuccessful in its application will be offered an opportunity to use the caravan during 1983. Anyone who wishes to use the caravan should apply in writing outlining when they would like to use the unit and when a booking would not be possible. All applications should be sent to Acorn Computers and marked for the attention of the Educational Services Department.

### Dates and venues for the Acorn Mobile Classroom:

July 5-9,  
Department of Education  
and Science Course,  
Robinson College,  
Cambridge.

# ACORN News

July 19-23,  
Department of Education  
and Science Course,  
Worcester College.

July 26-30,  
MUSE Conference,  
Birmingham.

August 16-20,  
Computer Week, Uxbridge.

August 23 to September 3,  
Exhibition at Dingwall  
School.

September 6-17,  
Schools' Exhibition, Glasgow.

## Delivery

The good news on delivery is that we have shipped over 10,000 model A BBC microcomputers and there should be a no more than three-week delay between placing an order for a model A computer and its despatch. Unfortunately the model B situation is not as good. We had enormous problems with the Ferranti ULA which forms a vital part of the television picture generation circuit. However, this excellent chip is now available in adequate quantities and seems to be over its teething problems, so Ferranti must be given credit.

Acorn currently use two manufacturing plants in the United Kingdom. ICL at Kidsgrove are largely responsible for manufacturing the model B and Clearstone in Gwent for model A computers. Clearstone have recently been taken over by AB Electronics and we hope this may provide an even greater production capacity. A third UK manufacturing plant is starting production of both models this month to help

meet the continued high demand.

Unfortunately we have only delivered about 7,000 model B computers at the time of writing and have nearly 12,000 outstanding orders.

If you have not yet received your BBC micro, please check your order number (first 3 characters) against the following latest delivery dates. Those orders beginning with N22 will be despatched by 9th July, N29 by 16th July, P12 by 23rd July, P26 by 30th July, Q5 by 6th August, Q12 by 13th August, R2 by 20th August, R23 by 27th August and S15 by 3rd September. Customers with specific enquiries about orders should write to Kettering (not to Acorn Computers). The address is as follows: BBC Microcomputer Systems, 14 Station Road, Kettering, Northamptonshire NN15 7HE.

We have started to deliver single disc drive units and hopefully they will be available on a four-week turn around by the end of summer. Dual disc drives should be available by August. A further announcement will be given in the next issue of Acorn User.

The Econet option for the BBC micro will be available during July.



## Training Courses

Acorn Computers run monthly hardware training courses. Though designed mainly for dealers and Local Education Authorities, they are open to individuals. Each course costs £50 and lasts one day. The courses assume a working knowledge of digital electronics and are designed to give a thorough understanding of the circuit of the main computer and the principles of interfacing it to other devices. A substantial service manual, giving a full circuit diagram and circuit description, is presented to all participants. Applications should be sent to: Educational Services, Acorn Computers, Fulbourn Road, Cambridge, CB1 4JN

## LOGO on the BBC Micro

Massachusetts Institute of Technology and Acorn have just agreed to implement the language LOGO on the BBC micro. LOGO was invented at MIT in 1971 by the Seymour Pappert/Hal Abelson team. Designed for people of any age who have never used a computer before, it has been used by 3-year-olds and by university students of the principles of quantum mechanics. "You should have used a recursive procedure there," one 6-year-old told another at Lamplighter School in Dallas, Texas!

MIT have agreed to provide Acorn with 6502 source code and to oversee the conversion of this code to run on the BBC micro. In fact, the code is likely to move between MIT and the



UK over the ARPAnet satellite link, enabling MIT and Acorn to stay in close touch during the development. Acorn LOGO should take 5 or 6 months to complete and it is expected to be a very complete and powerful implementation – “right from the horse’s mouth”.

### National Semiconductor Deal

Acorn Computers and National Semiconductor are collaborating to produce a new generation of 32-bit microcomputers for the personal and small-business market. The 32-bit family, supported by massive software investment, gives National Semiconductor a technical superiority over their 16-bit rivals. The new chip is the only true 32-bit micro available today and provides the personal computer user with the power and speed previously available only from mini-computers costing ten times as much.

Acorn will use the new chips in two major products. First, as the second processor for the BBC machine. The board will be packaged with 256K bytes of RAM, and the operating system included in software in ROM to take full advantage of the sophisticated operating system of the BBC Micro. This interface will be handled by the ‘Tube’, a patented high-speed data channel.

The second product is a new concept in computing. The package will be the new chip, up to 1M-byte of RAM, one or two 5M-byte mini-Winchester discs and a specialised operating system to allow the buyer to use his existing system, such as Apple, Pet or TRS 80, as a terminal. Communication would be through a simple RS232 or other suitable channel. The cost of the unit will be around US\$3,500.

Extensive software support has been arranged. Users will have the choice of Acorn, Unix or Idris

operating systems and the following languages will be available – PL1, Fortran 77, Pascal, C, PLM 86 followed by RPG11, Cobol, Ada, PEARL and Coral 66.

Digital Research of America is also developing a multi-task version of CP/M for the new chip.

### Guidelines for Software Writers

The BBC have produced a 12-page booklet entitled *Guidelines for Software Writers* containing suggestions for program style, screen layout, program documentation and software approval. Copies are available from: *The Software Editor, BBC Educational Publications, 35 Marylebone High Street, London, W1M 4AA*. Please enclose a large s.a.e.



### Exhibitions

If you would like to see the latest Acorn products or meet their sales engineers, visit the Acorn stand at the exhibitions listed below:

East of England Show, Showground, Peterborough July 20,21,22  
PCW Show, Barbican Centre, Beech Road, London. September 9,12  
Compec' 82, Earls Court/Olympia, Warwick Road, London. November 16,19  
Motor Show, National Exhibition Centre, Birmingham October 25,31

### Leads

Two audio leads are now available to connect a cassette recorder to your BBC computer. Part number

ANGO8 has 3 jack plugs to fit the cassette recorder, two 3.5mm plugs for input and output and one 2.5mm plug for motor control. Part number ANGO9 has one 5 pin DIN plug for input and output and one 2.5mm jack plug for motor control. If you have a choice, use the lead with the DIN plug (ANGO9) since there are clear standards for the voltage levels at DIN connectors. For those making up their own leads see page 14 for wiring instructions.

### New User Guide

The new 550-page BBC micro *User Guide*, due this month, will be sent free of charge to all those who have returned the cards enclosed with the provisional copy. If you have already returned your card you should receive your copy by the beginning of August.

### Marketing Operation to Move

The despatch operation will shortly be moving from Kettering to Wellingborough. A larger, more flexible real-time computer system is being installed to provide customers with up-to-the-minute information. Acorn will despatch all their products from Wellingborough once the new system is established. More details in the next issue of *Acorn User*.

### Safety Approval

The new Astek switched mode power supplies being fitted to the BBC micro conforms fully to British Standard 415 Class 1. This computer has been submitted for safety approval to the

Consortium of Local Education Authorities for the purchasing of Science Equipment (CLEAPSE), who report that the BBC micro meets all relevant safety requirements. However, although the grille below the power supply passes the ‘standard probe’ test, a much finer mesh is being made for future machines at the request of CLEAPSE. The BBC micro meets National and International Safety Standards but a number of safety features are being improved to satisfy particular Local Education Authority requests.

### The Computer Referral Service

The Computer Referral Service, part of the BBC *Computer Literacy Project* is organised by Broadcasting Support Services, a registered charity. It helps newcomers to computers, businesses interested in the use of micros, those interested in a career in computing, and disabled people wanting to know how micros might help them. It provides information on courses, national and local organisations that offer advice or consultancy to business, computer clubs and user groups, and informal advice. (See next issue of *Acorn User* for more details.) For more information please send a large s.a.e. to: *The Computer Referral Service, P.O. Box 7, London W3 6XJ*, stating the information required.

### Guarantee and Service

*Guarantee Cards* have gone to all owners of BBC micros and are being enclosed with machines now being sent out. The guarantee goes well beyond the legal requirements.

To obtain service under guarantee simply return the computer to your supplier or direct to *Authorised Service Agency, Retail Control Systems Ltd., Gresham House, Twickenham Road, Feltham, Middx., TW13 6HA*.



# Home Micro Work Station

Computing Comfort, Convenience and Control in your Living Room with this Specially Designed Work Station



- Armchair height for easy keyboarding
- Includes 4-gang power socket to do away with trailing wires
- Easily assembled flat pack
- Attractive scratch resistant finish looks good in any living room
- Convenient drawer for manuals etc., fitted with cassette storage rack

**THIS EXCLUSIVE MAIL ORDER OFFER AT ONLY £49.95 (+£7 CARRIAGE) INCLUDES A FREE MICROCOMPUTER DUST COVER**  
(AVAILABLE SEPARATELY AT £2.95 incl. P & P)

---

**TO: EARLCAPE LTD., LOWFIELDS ROAD, LEEDS LS12 6BT**

*Please send me..... Micro Work Station(s) at £56.95 incl. VAT and carriage (UK Mainland only)*

*I enclose cheque for..... or charge my Access Account Number.....*


*Please send me..... Micro Dust Cover(s)  
at £2.95 including P & P (state model)*

*I enclose cheque/postal order for £.....  
Please allow 28 days for delivery of Work Station*

SIGNATURE.....

NAME.....

ADDRESS.....



## THE GRAPHIC ART OF THE BBC MICROCOMPUTER



**As the four pictures demonstrate, the graphics produced by simple programs will delight any user of a BBC microcomputer. For the inventive, they will provide a starting point for many types of computer art.**

The book *Creative Graphics on the BBC Microcomputer* by John Counie demonstrates the possibilities of graphics with striking displays. After an introductory chapter the book launches into a series of some 40 programs, most no more than 20 lines long.

Early chapters deal with simple symmetrical patterns. The Kaleidoscope (below right) generates constantly changing reflected patterns and Persian Carpet (below left) produces a coloured pattern with a woven appearance by drawing radiating lines in different colours.

Recursion is covered to produce variations on recursive patterns like the Koch snowflake, the C-curve

and the Dragon curve, all of which are simply described, using recursive procedure calls to give patterns with an intricate appearance.

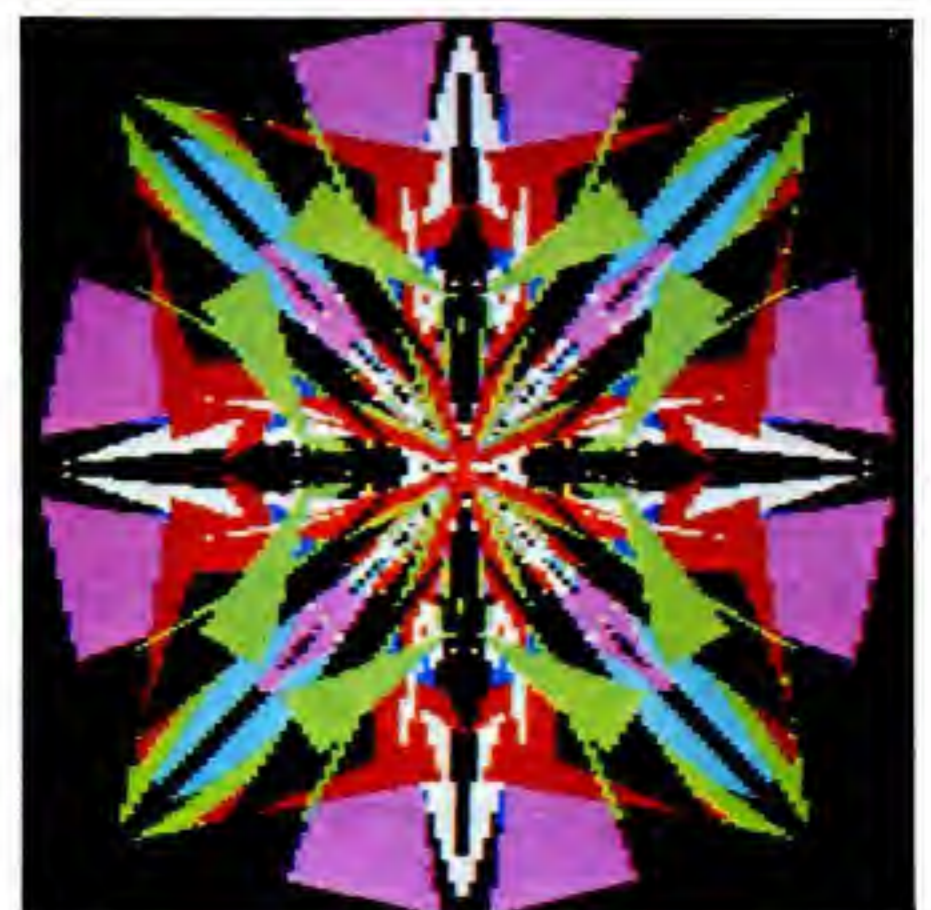

A chapter on animation produces moving patterns, using palette changing. One program called Beach Balls shows a ring of striped balls which spin on their axes (above).

The techniques illustrated in earlier chapters are finally pulled together to create four complex pictures which demonstrate how the BBC micro can be used as a tool for generating computer art. Each picture is built up from elements generated by procedures and so the programs serve as a good illustration of modular programming.

One of these pictures is shown on the front cover, and in the windy field picture, the clouds actually drift across the landscape.

The rainbow picture uses a dot-shading method, with the dots becoming denser towards the horizon to give the appearance of depth to the snow-covered grass.

The book is available from Acornsoft, 4a Market Hill, Cambridge for £7.50. A cassette containing all the programs is available for £9.95, including VAT, from the same address.





# Getting into GRAPHICS

*Lyndon Thomas, of the North East Wales Institute of Higher Education, opens the door to the techniques of drawing graphics with the BBC micro*

The BBC microscreen can be thought of as a matrix of picture elements, on which images are created by setting any of these picture elements (or pixels) to the desired colour.

There may be 160, 320 or 640 pixels along the x-axis depending on the mode. However, it is important to note that whatever mode is selected, the screen always has 1280 x 1024 addressable points. Therefore, several addressable points will always refer to a single pixel. For a given size of screen memory, there is a trade-off between the number of bits/pixel (and hence the number of displayable colours) and the total number of pixels that can be displayed. The choice is between having a lot of colours and few pixels (e.g. mode two) or few colours and a large number of pixels (e.g. mode zero).

The next step in producing graphics is to decide on colours. This is done in two stages. First, the user can set up a palette of two, four or sixteen colours (depending on mode). Then one colour in the palette can be selected. The palette is set up using the instruction

```
VDU 19, < logical colour >,
<actual colour>, 0, 0, 0
```

Logical colour is a number which the programmer uses when selecting a colour from his palette. It is a number in the range 0 to (n-1), where n is the total number of colours permitted in the selected mode. Actual colour is a number in the range 0 to 15, and determines the colour to be displayed when the corresponding logical colour is referred to. The correspondence between this number and the colour displayed is given in the

User Guide under the section describing the COLOUR statement. As an example, the instructions:

```
100 VDU 19, 0, 0, 0, 0, 0
110 VDU 19, 1, 1, 0, 0, 0
120 VDU 19, 2, 4, 0, 0, 0
130 VDU 19, 3, 7, 0, 0, 0
```

set up a palette of black, red, blue and white, referred to as colours 0, 1, 2 and 3 respectively. This step would usually be omitted when using mode two, since all 16 colours are available as defaults. One of the colours can be selected from the palette using the instruction:

```
GCOL 0, logical colour
```

Thus, in the above example, if a user wishes to draw in blue, the statement GCOL 0, 2 would select the appropriate colour.

Lines in the last selected colour can be drawn on the screen using the MOVE and DRAW instructions. It should be remembered that the x-axis range is 0 - 1279 and the y-axis range is 0 - 1023, regardless of mode. The instruction DRAW X, Y draws a line from the current position (last point accessed) to point X, Y.

If the user wishes to produce solid blocks of colour instead of line drawings, there are several approaches.

The first is to fill in the area with lines of appropriate colour. For example, to produce a solid circle radius R centre XCENRE, YCENTRE, the following procedure could be used:

```
1000 DEFPROCIRCLE(XCENTRE, YCENTRE, R)
1010 FOR X=XCENRE-R TO XCENRE+R STEP 4
1020 Y=SQR(R*R - (XCENRE-X)^2)
1030 MOVE X, YCENTRE-Y
1040 DRAW X, YCENTRE+Y
1050 NEXT X
1060 ENDPROC
1999 END
```

Note that the step size in line 1010 depends on the selected mode. The step size should be 1280÷number of pixels along x-axis in the chosen mode.

The second is by using the triangle fill facility. The instruction PLOT 85, X, Y fills in a triangle in the current graphics colour. The triangle is made up of the last two points accessed and the point X, Y. Thus a solid square, with its bottom left-hand corner at X, Y and sides of length S could be generated using the statements

```
MOVE X, Y
DRAW X, Y+S
PLOT 85, X+S, Y
PLOT 85, X+S, Y+S
```

Note that alternative PLOT instructions which use relative rather than absolute addressing could also be used (see PLOT 0, X, Y and PLOT 80, X, Y in the User Guide).

Triangle fill does not have to be confined to filling shapes whose boundaries are defined by straight lines. Thus a solid circle could be generated from a set of triangles with apexes at its centre.

The final method is the grass-fire technique which can fill any bounded area. The boundary may be viewed as a trench of cut grass. If we set fire to a point inside the boundary, this will set fire to its neighbours, and so on, until all grass within the boundary will be aflame - but the fire will be contained by the trench. Filling in can be achieved by a routine which, when given a point in a region, proceeds to colour in the neighbouring points until the boundary is reached.

Such an algorithm can be implemented by use of the POINT instruction. The function POINT (X, Y) returns the logical colour of

the pixel at X, Y. Thus, from a given point all the neighbours can be interrogated to see if the boundary has been reached, and where appropriate, neighbours can be filled in. Whenever a neighbour is filled in, its coordinates are stored in an array so that its neighbours can be checked in turn and filled if required.

**E**rasing and copying can be achieved using the grass-fire technique. The region is filled with the background colour, and as points are filled their coordinates are stored. These coordinates can then be used to redraw the object in its original position or in a new position. Operations such as rotating or shrinking the shape are then easy to achieve. The following code illustrates how the grass-fire technique could be used to erase a shape that contains the point X, Y.

```

10 MODE 5
100 ARRAYSIZE=200
110 DIM XZ(ARRAYSIZE),YZ(ARRAYSIZE)
999 END
2000 DEFPROCERASE(X,Y)
2010 REM PROCEDURE TO ERASE THE SHAPE
2020 REM CONTAINING THE POINT X,Y
2030 REM AS POINTS ARE ERASED, THEIR
2040 REM COORDINATES ARE STORED IN
2050 REM ARRAYS XZ AND YZ
2060 REM P1 IS A POINTER TO THE PIXEL
2070 REM WHOSE NEIGHBOURS ARE BEING
2080 REM EXAMINED. P2 IS A POINTER
2090 REM TO THE NEXT FREE ENTRY POINT
2100 REM IN THE ARRAY.
2110 ERRFLG=FALSE
2120 NPOINTS=1
2130 LOCAL P1,P2,XT,YT
2140 P1=1: P2=2
2150 XZ(1)=X: YZ(1)=Y
2160 REPEAT
2170 FOR XT=XZ(P1)-4 TO XZ(P1)+4 STEP 4
2180 FOR YT=YZ(P1)-4 TO YZ(P1)+4 STEP 4
2190 IF POINT(XT,YT)=0 THEN GOTO 2260
2200 REM THIS NEIGHBOUR NEEDS FILLING IN
2210 REM AND ITS COORDINATES NEED TO BE
2220 REM STORED IN XZ,YZ
2230 NPOINTS=NPOINTS+1
2240 PLOT 71,XT,YT
2250 XZ(P2)=XT: YZ(P2)=YT
2260 P2=(P2+1) MOD ARRAYSIZE
2270 IF P2=P1 THEN ERRFLG=TRUE
2280 NEXT YT
2290 NEXT XT
2300 P1=(P1+1) MOD ARRAYSIZE
2310 UNTIL P2=P1
2320 ENDPROC
    
```

The algorithm can be modified to change a colour in a region, or to erase all points of a given colour in a region. When erasing, it is important that all eight neighbours of any point are tested. However, when filling in to a boundary only four neighbours (above, below, left and right) should be tested, otherwise it is possible that a diagonal boundary would not contain the process.

The grass-fire algorithm provides an additional piece of information

when used to fill in a region, since the number of points filled is a measure of the area enclosed by the boundary.

The erase and copy facilities described earlier could be used with a menu of shapes drawn on the graphics screen. A user would be able to build up a drawing by making copies of these shapes at any point on the screen.

**I**n any mode that allows the use of four colours, two bits are used to define each pixel. Instead of considering these two bits as representing a single colour, they can be regarded as representing a single midground colour and a single foreground colour.

Suppose the most significant bit in a pixel represents the midground, and the least significant bit the foreground. If in any given pixel, both midground and foreground colours are selected [pixel is set to 11 (binary)] then only the foreground colour is displayed. However, if the foreground colour is removed in that pixel (by setting the least significant bit to 0) then the midground colour would show. If the midground colour is now removed (by setting the most significant bit to 0) then the background colour would be displayed at that point.

If the background colour is to be black, the midground colour red and foreground colour green, the palette should be set up as follows:

Logical colour	Actual colour
0 (00)	Black
1 (01)	Green
2 (10)	Red
3 (11)	Green

It is now possible to access the midground or foreground independently of the other. To draw in the midground, it is necessary to set the most significant bit of the appropriate pixels. This can be done by ORing the number 2 with these pixels, and can be achieved by executing GCOL 1, 2 before drawing the shape.

In a similar way it is possible to draw in the foreground by ORing the number 1 with appropriate pixels. This can be achieved by

executing GCOL 1, 1 before drawing the shape.

Foreground shapes can be deleted by ANDing 2 with appropriate pixels. This resets the least significant bit but leaves the most significant bit unchanged. Midground shapes can be deleted by ANDing 1 with appropriate pixels. Foreground shapes can be erased by executing GCOL 2,2 and redrawing the shape, and midground shapes can be erased by executing GCOL 2,1 before redrawing. As an illustration of the above, we will make use of the procedure PROCCIRCLE described earlier. If the palette is set up with

```

VDU 19,0,0,0,0,0
VDU 19,1,2,0,0,0
VDU 19,2,1,0,0,0
VDU 19,3,2,0,0,0
    
```

Then:

```

GCOL 1,1
PROCCIRCLE (500,500,150)
will draw a green circle of radius
150 at 500, 500 in the
foreground.
GCOL 1,2
PROCCIRCLE (400,400,150)
will draw a red circle in the
midground, and it will not be
visible where it passes behind
the green circle.
GCOL 2,2
PROCCIRCLE (500,500,150)
will then erase the foreground
circle, revealing the remainder of
the mid-ground red circle.
    
```

When using mode two, each pixel is represented by four bits. This could be regarded as four layers plus a background, where each layer can display one colour which covers all layers behind it. Alternatively, it could be treated as two layers plus background where each layer can display four colours. It is left to the reader to work out the details of how this could be implemented.

## Further reading

Improving Image Generation and Structuring Using Raster Graphics, by S. A. R. Scrivener et al. *Proc. CAD 78*, Brighton, 1978.

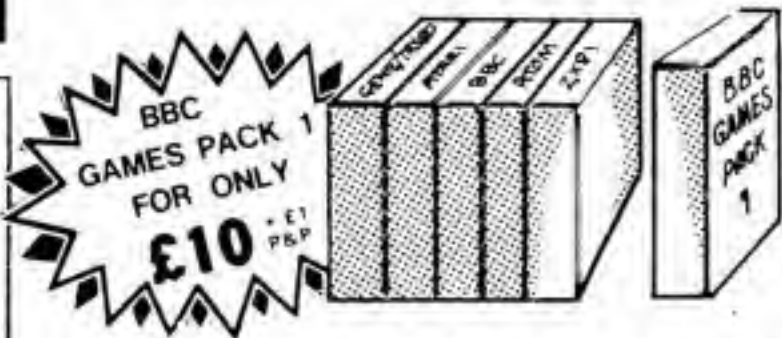
Micro-based Interactive Raster Graphics, by L. A. Thomas and S. A. R. Scrivener. *MCI report 25*, Leicester Polytechnic, 1979.

# From Dreams to Reality.....

*Now Available*

GAMES PACK INCLUDES:  
STARWARS - BLACKJACK - ALIEN  
INVASION - SIMON FORTUNE.

## B.B.C Microcomputer Games Pack 1



## B.B.C Microcomputer Pack 2

Star Trek - Puck Chase -  
Mastermind

Both packs work in 16K




## New from Epsilon Software

**Beebtrek** A real time space adventure, **£7.95**  
with sound effects & colour graphics works in 16K

**Cassette Recorders**  
With remote control, suitable for use with **£28.50**  
**BBC Micro** Supplied with lead

**RGB Colour Monitor**  
As used in The Computer Programme incl. lead **£315.00**

ADD £3.00 POST & PACKING ALL PRICES INCLUDE VAT  
for further information send large S.A.E.



# Computers for All

72 NORTH STREET,  
ROMFORD, ESSEX.  
TEL 0708 752862





The  
 COMPUTER  
 PROGRAMME  
 and  
 beyond



Future plans outlined by David Allen,  
 Producer for BBC Television and  
 Editor of the Computer Literacy Project

**The Computer Literacy Project  
 marches on**

If you own a BBC microcomputer you will welcome news of a follow up to *The Computer Programme* which we're provisionally calling *Make the Most of the Micro*. (And if you missed the first series, there is the chance to see it on Sunday mornings, starting October 10th on BBC1.) The second series will be transmitted starting in January 1983. Whereas *The Computer Programme* provided a general introduction to computing, especially for those with no previous knowledge or experience, the new series will be aimed more at owners of machines, or those about to take a serious plunge into the world of personal computing.

As a result of several surveys we have a good deal of information about what these viewers would like to see in the new series. This is backed up by 80,000 postal enquiries.

Most people want information about how to use microcomputers, how to program them, how to get them to do useful jobs in business, education and the home.

Controversy reigns about the value of teaching programming, but there is growing evidence that, providing the nitty-gritty of 'coding' is seen as the last stage of a process of 'problem solving', the route to computer literacy is through 'hands-on' experience.

**'Hands-on' Experience**

Some of this may be through ready-made programs and some through do-it-yourself programming. The new series will consider both routes. And the fact that machines like the BBC microcomputer are capable of running in full colour, with high quality graphics and multichannel sound and even speech, the challenge to those who are prepared to learn to write programs is enormously rewarding, as we hope you've found for yourself.

The second series will show a range of machines being used for many purposes and will use the BBC microcomputer to explore basic principles. However, it will not be uncritical of micros - they do go wrong and people can expect too much of them. But tell that to the

“the new series will be aimed more at owners of machines, or those about to take a serious plunge into the world of personal computing.”



severely handicapped post-graduate student who sent in an impeccably typed letter to us. It explained how he has used a microcomputer not only to run the word processor which produced the letter, but also to control seven mains relays (attached to fires, bells and TV) from a single button which he operates in the only way he can, using a rod attached to his head. He has written his own programs and they work. He is immeasurably more independent as a result.

So the next series will look into 'how to' in more detail and more critically than the earlier series. It's not possible yet to give detailed information about content but, as a rough guide, the areas covered are likely to be:

**Programme 1 The Versatile Machine.** We look at the coming of age of the micro, its versatility and the range of things a complete system can achieve. By looking at the complete BBC system we can get the idea (common to all computer systems) of input, output, processor and memory. We explore the nature of software and look at loading and saving programs using the simplest parts of the system.

**Programme 2 Getting down to basics.** Looks at the fundamentals of problem solving and, using a real life analogy, broken down into a flow diagram and then coded on the BBC machine, at a simple program which illustrates four of the six structures. We then see an application program being used in a primary school.

**Programme 3 Strings and things.** This programme continues the theme of fundamental structures of programming, including the idea of subroutines or procedures. It introduces string variables and the arbitrary but important ASCII coding which enables strings to be compared and may even allow characters to be defined by the user.

We look at how a long program is managed and at the importance of structure. The idea of the 'high level' language is introduced. This removes the need to code in BASIC and, therefore, opens up programming to more people, but it still requires the same kind of organisational skills. The use of a simple printer is introduced.



Chris Serle and Ian MacNaught-Davis in the current series.

**Programme 4 Introducing graphics and sound.** This considers some of the fundamental procedures involved in producing graphics, discusses the question of memory and how it is affected by the use of graphics. The idea of machine code is introduced and also the presentation of programs.

**Programme 5 Data processing.** This introduces the simplest ideas about data and data processing. It defines the concept of a database and of searching and sorting information. The difference between random access and sequential access to files is used to explain the need for disc drives.

**Programme 6 Getting down to business.** Having introduced the idea of data processing, we concentrate on the small business and the extent to which the micro can be used.

**Programme 7 More on graphics.** Here we explore non-keyboard input and non-screen output – especially in computer-aided design. We also look at speech synthesis and a recognition system.

**Programmes 8 & 9 Communicating with the real world.** These programmes look at analogue to digital conversion and the way micros can be used to monitor and control things. Hands-on sessions show how simple monitoring and control can be achieved.

**Programme 10 New developments.** Explores the micro's role in communications – networking, teletext and Prestel and, especially, telesoftware, and looks at where micros are going from now on.

Starting with an initial launch of eight packs this summer, BBC Publications intends to produce software to support the BBC machine. Among the first programs there will be two games packs, a home finance pack (in collaboration with the Consumers Association), two packs from the Royal College of Art (on 'painting' and 'drawing'), a music pack, an 'early learning' educational pack for youngsters and two packs in which programs from the first television series are drawn together.


With the exception of one of these last two programs, all will run on the model A (and all will run on model B). Further programs, including word processing, are in the pipeline.

The second series will be backed up by a range of new software and courses which will help you develop skills in particular areas of interest, such as control applications, music, speech, structured programming techniques and so forth. Details will be given in *Acorn User* later in the year.

*In the next issue of Acorn User, David Allen will explain telesoftware and how the BBC aims to transmit programs on CEEFAX.*

# **LEASALINK VIEWDATA** LIMITED

## The Acorn Distributor



Leasalink Viewdata — Acorn Computers distributor. We hold the largest range of hardware, software and publications in the country. For all your Acorn needs plus great service and practical advice just pick up the phone or write to us.

  
**LEASALINK VIEWDATA**  
LIMITED

230/6 Derby Road, Stapleford, Nottingham NG9 7BL. Telephone: Nottingham (0602) 396976





# ACORN ANSWERS YOUR QUESTIONS ON THE B.B.C MICRO



### What is the difference between the model A and model B?

The model B has 32k of RAM (16k on model A) and can thus support graphic modes zero to three, as well as modes four to seven available on the model A. These are configured as follows:

Mode 0	640 x 256	2 colours	80 x 32 text	(20k)
Mode 1	320 x 256	4 colours	40 x 32 text	(20k)
Mode 2	160 x 256	16 colours	20 x 32 text	(20k)
Mode 3			80 x 25 text	(16k)

The model B also has a number of additional interfaces:

- RS423 serial interface, compatible with RS 232 standard;
- 8-bit centronics – type parallel printer part;
- 8-bit users part (input/output links handshaking);
- 1 MHz buffered extension bus to standard Acorn crads and future expansion, e.g., Prestel, teletext;
- Four 12-bit analogue input channels, range 0-1.8 volts;
- sockets for colour and monochrome monitors;
- all expansion sockets supplied.

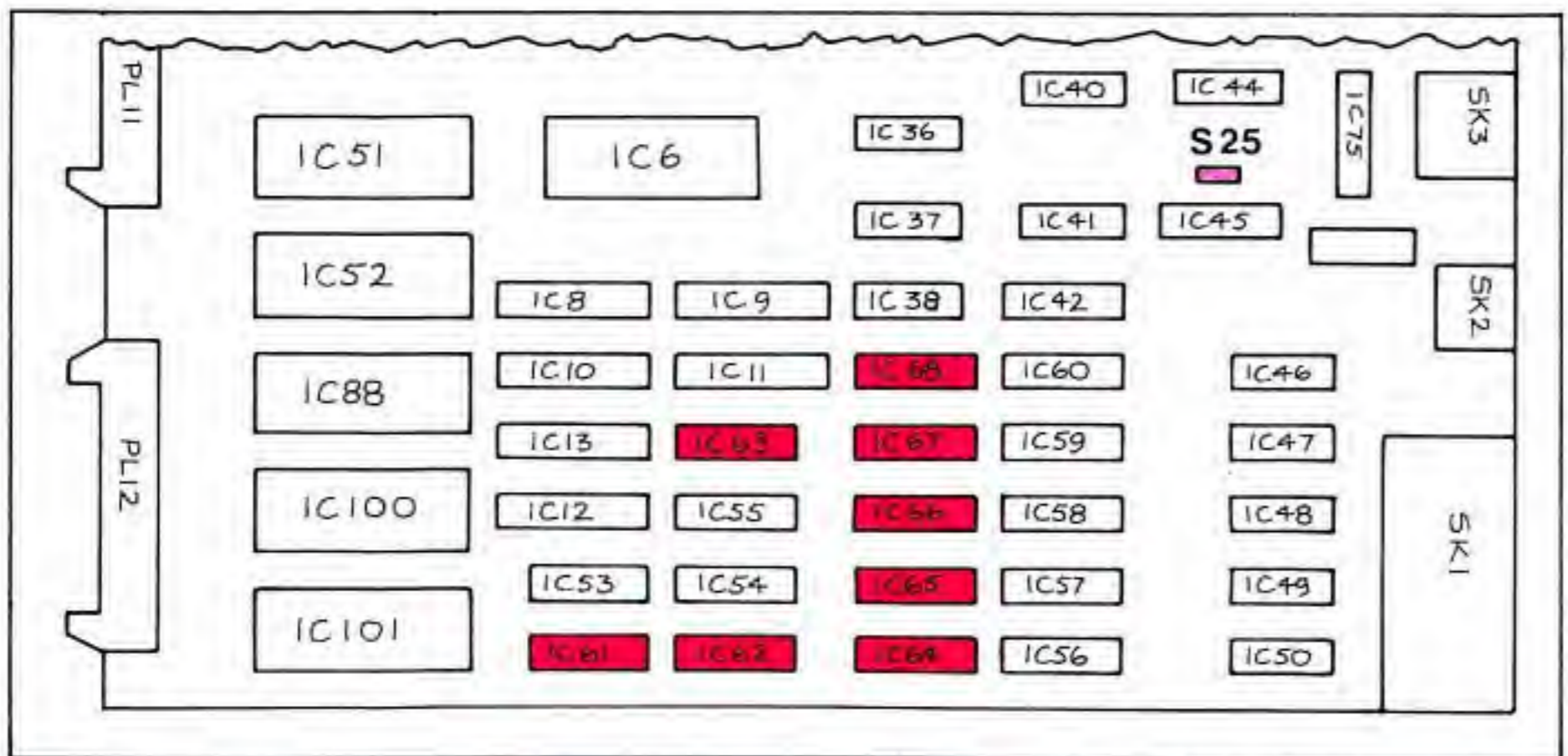


Figure 1. Part of Acorn's BBC computer mainboard assembly drawing shows position of link S25 and eight spare holders for new chips (shaded).



### How can I upgrade a model A to model B?

This modification should be made by an authorised Acorn dealer. However, more experienced users can upgrade the memory to 32k by adding eight RAM chips of the type 4816 or 4516 (16k x 1) 100ns. These cost approximately £3.60 each (order code HM4816 AP-3).

First disconnect the power supply and remove the four screws labelled 'FIX' (two on base of machine, two at back). Then carefully take off the top cover to reveal the circuit board, the right half of which is shown in Figure 1.

The eight new chips must now be inserted into locations IC61 to IC68, facing the same direction as the other chips.

You then only need to change link S25 to connect the middle and far pin from the keyboard, rather than the middle and near pin. Carefully lift off the black pastic cover, and reposition over pins.

Replace the lid, taking care not to damage the three light indicators at the bottom left of the keyboard, and replace the FIX screws.

After this is successfully done, and the machine is turned on, the display will show:

BBC Computer 32k  
BASIC

Converting the model A to take the extra interfaces is a far more difficult job. This should be left to your Acorn dealer, who can also upgrade the memory. Dealers should now be in a position to carry out the upgrades.



## Can the Econet be used with the BBC microcomputer?

Yes, updated Econet software will be available for the BBC Econet next month. This will allow the Econet to be driven by a model B computer with discs as the file server, while other machines on the network may be of various types.

The BBC microcomputer, Acorn Systems and the Acorn Atom may all be intermixed on such an Econet system, though it is worth pointing out that screen copying will not work between machines of different types.



## How do I connect a cassette recorder to the BBC machine?

The lead from the BBC micro can take several forms depending on the connections your cassette recorder has. The two most common are:

7 pin DIN to 5 pin DIN and 2.5mm jack (remote)

7 pin DIN to 2 x 3.5mm jack and 2.5mm jack (remote)

These leads are shown in Figures 2 and 3.

It is worth pointing out that a 5 pin DIN to 5 pin DIN or 3 pin DIN to 3 pin DIN will work, but will not offer remote control.

Most home cassette recorders will work but a specific machine is available from BBC Microcomputer System, 14 Station Road, Kettering, NN15 7HE for £29.90 (inc VAT), Order code is ANFO3.



## When will the Teletext adaptor be available?

Teletext units should be available in September. They cost £166.00 (inc VAT). There will also be a combined Prestel and Teletext unit whose price is not yet known. Note that it will not be possible to download software from an existing Teletext adaptor since this involves complex electrical modification. Details of software available via the Teletext and Prestel adaptors will be published by the BBC later this year.



## What printers can I use with the BBC microcomputer?

The BBC computer can be used in its model B form to drive any parallel centronics - compatible printer using the 8-bit parallel printer port. Most readily available dot matrix printers use this method of interface or can be purchased with this option. Several printers may be attached through the RS423 port in conjunction with the 5-pin to 25 way 'D' connector (order code ANG 02). Acorn will be selling a cost-effective dot-matrix printer and a letter-quality 'daisy-wheel' printer, though the type and price of these is yet to be announced.



## What is the hole on the left-hand side of the keyboard for?

The hole, usually covered by the keyboard template, allows access to the cartridge - ROM socket (not fitted as standard) which allows extra vocabularies to be added to the speech synthesiser, and cartridge software to be plugged in for quick loading into the machine. It is envisaged that as much software as possible will be available in cartridge form early next year.




Figure 2. The 7-pin DIN connects to BBC micro's cassette interface socket. Cable colour coding is: pin 1 white; 2 screen; 3 yellow; 4 red; 5 blue; 6 black; 7 green.




Figure 3. Pins 3 and 5, and 1 and 4 need not be connected together. However, if pin 3 is used pin 1 must be used. Same applies for pins 5 and 4. Colour coding as in Figure 2.

## Official Acorn Dealers in the U.K.

Acorn dealers stock and service the Atom computer, Acorn Systems and Acornsoft software. Many also offer service facilities for the BBC micro and these are marked with an asterisk.

The Acorn dealer not only sells computers and peripherals but provides vital customer support. Most have recently attended technical seminars in Cambridge to ensure that they deal effectively with customers' enquiries. In addition, Acorn supply dealers with specific test and diagnostic equipment to speed fault finding.

### LONDON

Barrie Electronics Ltd EC3  
01-488 3316  
Childrens World WB  
01-937 6314  
\*Euro-Calc Ltd EC2  
01-729 4555  
\*Euro-Calc Ltd W1  
01-636 8161  
\*Euro-Calc Ltd WC1  
01-405 3113  
Future Tronic NW4  
01-203 5161  
\*Group 70 E18  
01-505 7724  
\*Micro Store SW3  
01-352 9291  
\*Off Records SW11  
01-223 7730  
\*Technomatic Ltd NW10  
01-723 0233  
The Video Palace W8  
01-937 8587

### BIRMINGHAM

Typewriter Centre (Edington) B23  
021-382 0185  
Typewriter Centre (Head Office) B5  
021-622 5385/7  
Typewriter Centre (Dudley Road) B18  
021-455 9111  
Typewriter Centre (Kings Heath) B14  
021-444 7349

### AVON

\*Microstyle Bath  
0225-334559

### BEDFORDSHIRE

\*Broadway Electronics Ltd Bedford  
0234-213639

### BERKSHIRE

\*Windsor Computer Centre Windsor  
07535-58077

### BUCKINGHAMSHIRE

\*Tarace Ltd Wendover  
0296-623915

### CAMBRIDGESHIRE

\*Arden Personal Computers Peterborough  
0733-47767

\*Cambridge Computer Store Cambridge  
0223-65334

\*Control Universal Cambridge  
0223-358757

### CESHIRE

Bellard Electronics Ltd Upton  
0244 380123

\*Northern Computers Warrington  
0928-35110

### CLEVELAND

\*Customised Electronics Ltd Middlesbrough  
0642-247727

### DERBYSHIRE

\*Datron Micro Centre Derby  
0332-380085

### DEVON

\*Bits & Bytes Ilfracombe  
0271-62801

### ESSEX

\*Arden Business Systems Colchester  
020-637 368

\*Computers for All Romford  
0708-60725

\*Emprise Ltd Colchester  
0206-865926

\*J M Pickard Micro Computer Services  
Clacton on Sea  
0255-29018

### GLOUCESTERSHIRE

Computer Shack Ltd Cheltenham  
0242 584343

\*Independent Computer Consultants  
Tewkesbury  
0684 298033

### HAMPSHIRE

\*Electronequip Porchester  
0705-325 354

Hugh Symons Group of Companies  
Bournemouth  
0202-23776

\*R D S Electrical Portsmouth  
0705-812478

\*R M K Electronics Ltd New Milton  
0425-616110

Typewriter Centre Bournemouth  
0202-766997

### HERTFORDSHIRE

\*Compshop Ltd New Barnet  
01-441 2922

\*Computer Plus Watford  
0923 33927

Intelligent Artefacts Ltd Royston  
0223 207689

\*Q-Tek Systems Ltd Stevenage  
0438 65385

### HUMBERSIDE

\*Computer Facilities Scunthorpe  
0724- 63167

\*Vixon Computer Systems Cleethorpes  
0472 58561

### KENT

Abacus Micro Computers Ltd Tonbridge  
089-283 3861

Kent Computers Herne Bay  
02273-68900

\*MD Wright Data Services Canterbury  
0227-69090

\*Protocol Computer Products Bromley  
01-460 2580

### LANCASHIRE

Merit Computers Ltd Wigan  
0942-495821

Microrose Ltd Bentham  
0468 62180

\*NSC Computing Shops Ltd Manchester  
061-832 2269

### LEICESTERSHIRE

\*D A Computers Leicester  
0533-549407

\*TB Computer Services Market Harborough  
0536-770884

### MERSEYSIDE

\*Data Exchange Ltd Birkenhead  
051-647 4213

\*Liverpool Computer Centre Liverpool  
051-236 2000

### MIDDLESEX

\*Microage Electronics Edgware  
01-959 7119

\*Twickenham Computer Centre  
Twickenham  
01-891 1612

### NORFOLK

\*Anglia Computer Store Norwich  
0603-29652

### NORTHAMPTONSHIRE

M A Electrical Installations Ilthorpe  
0933-650133

### NOTTINGHAMSHIRE

\*Leasalink Viewdata Ltd Nottingham  
0602-396976

### SHROPSHIRE

\*Jentech Services Ltd Bridgenorth  
07462-5287

### SOMERSET

\*Somerset Business Computers Taunton  
0823-52149

\*The Computer Room Yeovil  
0935-20268

### STAFFORDSHIRE

Typewriter Centre Wolverhampton  
90-27627

### SUFFOLK

\*Micro Management Ipswich  
0473 59181

### SURREY

\*JS Simnett Computers Ltd  
Kingston-upon-Thames  
01-546 3793

\*P J Equipments Ltd Guildford  
0483- 504801

\*3D Computers Surbiton  
01-337 4317

### SUSSEX

\*Castle Electronics Hastings  
0424-437875

\*Datex Micros Worthing  
0903-39290

Gamer Brighton  
0273-698424

\*Microcentre Bognor Regis  
0243 827779

### TYNE & WEAR

\*H C S Gateshead  
0632-821924

Newcastle Computer Services  
Newcastle-upon-Tyne  
0632-761168

### WEST MIDLANDS

H & H Business Systems West Bromwich  
021-553 7606/7

Ibek Systems Coventry  
0203-661162

Micrologic Ltd Halesowen  
021-550 8036

\*Taylor Wilson Systems Ltd Solihull  
05645 6192

Typewriter Centre Coventry  
0203-28799

Typewriter Centre Walsall  
92-27589

Typewriter Centre Sutton Coldfield  
021-355 6789

\*Walters Computer Systems Ltd  
Stourbridge  
03843-70811/2/3

### YORKSHIRE

\*Customised Electronics Ltd Leeds  
0532-792332

\*Datron Computers & Supplies  
Sheffield S10  
0742-755105

\*Datron Micro Centre Sheffield S7  
0742-585490

\*Elitec Services Ltd Bradford  
0274-491371

Micro Power Leeds LS7  
0532-683186

\*Superior Systems Ltd Sheffield 1  
0742-755005

### WALES

\*Cardiff Microcomputers Cardiff  
0222-373072

\*Cardigan Electronics Cardigan  
0239-614483

\*NE Wales Microprocessor Centre Flint  
0244-816236

### SCOTLAND

\*Esco Computing Glasgow  
041-427 5497

\*Highland Microcomputers Forres  
0309-73505

McQueen Systems Ltd Galashiels  
0896-4866

\*Personal Computers Ayr  
0292-285082

Silicon Centre Edinburgh  
031-332 5277

\*C E M Microcomputer Services Belfast  
0232-44111/43564

### CHANNEL ISLANDS

\*Channel Data Processing (Jersey)  
St Helier  
0534-24333/72897

### ISLE OF MAN

\*Typestyle Ltd Onchan  
0624-25890/24650

## 30+ PROGRAMS FOR THE BBC MICROCOMPUTER

This Book contains program listings, with explanations and tips on using the BBC Micro

### GAMES UTILITIES GRAPHICS & MUSIC

'ASTRO RUN' 'SCREEN PLAY' '3D GRAPHICS' .....

Most programs will run on Models A & B

Edited by C.J.Evans, various Authors.

**£5.00 inclusive of p&p**

### Cassette leads for the BBC Micro

The BBC Micro comes with an incomplete lead

7Pin Din to 2x3.5mm & 1x2.5mm minijacks £4.65 (a)

7Pin Din to 5Pin Din & 2.5mm minijack £4.65 (a)

7 Pin Din to 7Pin Din £4.65 (a)

7Pin Din PLUGS Two for£ .65 (a)

6Pin Din PLUGS (for RGB socket) Two for£ .65 (a)

5Pin Din PLUGS (360° for RS232) Two for£ .65 (a)

### MONITOR/VIDEO LEADS

BNC Plus (twist type) to Phono Plus (BBC£2.20 (b)

Micro to Rediffusion TVRM)

Full range of leads available

### PRINTERS

**STAR DP8480** (ROXBURGH RX 8000)

80CPS : 80/96/132 COLS

BIDIRECTIONAL LOGIC SEEKING

	CENTRONICS	RS232
FRICITION FEED	£199.00	£213.00
	+29.85 VAT	+£31.96 VAT
	=£228.85	=£245.00
TRACTOR WITH	£217.39	£246.09
FRICITION FEED	+£32.61 VAT	+£36.91 VAT
	=£250.00	=£283.00

### NEC PC8023

100CPS : 80/96/136 COLS

BIDIRECTIONAL LOGIC SEEKING

HIGH RES & BLOCK GRAPHICS

PROPORTIONAL SPACING

TRUE DESCENDERS

CENTRONICS INTERFACE £399.00+£59.85=£458.85

(24HR SECURICOR DELIVERY FOR PRINTERS £6.00)

PRINTER CABLE BBC to 36way CENTRONICS TYPE

CONNECTOR £17.00 (b)

### RAM CHIPS

4816 As used in the BBC Micro 8 Chips gives 16k  
£4.00 each (b)

2114 As used in the Acorn Atom 20 Chips gives 10k  
£1.20 each (b)

Programs & Hardware designs for the BBC Micro wanted.

A RANGE OF SOFTWARE CASSETTES AVAILABLE SHORTLY

VAT Included where applicable

POSTAGE Book Free (a) 35p (b) 50p

Orders over £10.00 post free (Not applicable to printers & cases)

### C.J.E. MICROCOMPUTERS

25 HENRY AVE, RUSTINGTON,  
W.SUSSEX. BN16. 2PA (09062) 74998

# MACHINE CODE GRAPHICS

by John Shaw

and Anthony Ferguson of MEDC, Paisley College

The quality and flexibility of display modes on the BBC micro is met by disbelief in those first introduced to the machine. Eight graphics modes ranging from 40 x 25 to 640 x 256 resolution with up to eight colours and an 80-column text format make this the most versatile low-cost micro yet. A range of BASIC commands provide all the power needed to obtain fast, animated colour graphics with relative simplicity.

A feature not so obvious is the ease with which all these functions can be driven from an assembly language program. This follows from the design of the BBC's display software which is 'code driven' and aimed at an intended future role of the machine - namely a sophisticated graphics terminal to a second language processor, 6502, Z80 or a 16-bit option, with its own memory.

Figure 1

```
100 MODE 5
110 FOR colour=0 TO 15
120 GCOL 0,colour
130 PLOT 4,0,0
140 FOR J=1 TO 128
150 PLOT 1,1280,4
160 PLOT 1,-1280,4
170 NEXT J
180 NEXT colour
```

Figure 2

```
100REM assembly language graphics
110REM commands - home cursor
120MODE 5
130OSASCI = &FFE3
140DIM A:100
150FOR PASS=0 TO 3 STEP 3
160P%=A
170REM subroutine to home cursor
180REM equivalent to PLOT 4,0,0
190OPT PASS
200.HOMEC LDA #25
210JSR OSASCI
220LDA #4
230JSR OSASCI
240LDA #0
250JSR OSASCI
260LDA #0
270JSR OSASCI
280LDA #0
290JSR OSASCI
300LDA #0
310JSR OSASCI
320RTS
330]
340NEXT PASS
350CLG
360END
```

The machine uses the ASCII code system where each letter of the alphabet or special character is given a numeric value (see code listing on page 27). In BASIC, the PRINT statement sends these ASCII codes for the chosen message to a machine code display routine in the operating system (OSASCI or OSWRCH).

The display routine will handle all the 'housekeeping' functions required by the display, e.g.:

- place the character in the next available screen memory location;
- take a new line if required;
- scroll the screen if required.

The BASIC statement CHR\$ allows us to state the ASCII code of the character to be printed. Hence:

```
PRINT CHR$(65);CHR$(66)
```

would give the same result as

```
PRINT "AB"
```

The BBC micro has a useful feature where PRINT and CHR\$ functions can be combined into the single BASIC statement VDU. Hence

```
VDU 65,66
```

would again send ASCII 65 followed by ASCII 66 to the display routine, and then to the screen.

Performing the same task from assembly language involves loading the accumulator with the ASCII code and then calling the display routine. (This can not be typed in as shown - read on.)

```
LDA #65\ASCII 'A' into ACC
JSR DISPLAY\to DISPLAY
LDA #66\ASCII 'B' into ACC
JSR DISPLAY\to DISPLAY
```

Examination of the ASCII code table shows that not all the 256 possible codes are required to represent the alphanumeric character set. Extra codes between 0 and 31, often called control codes, are

given the special job of organising the display and driving the graphics on the BBC machine. Hence all the BASIC keywords used to control the display have their equivalent VDU statement, e.g.:

```
PRINT "A"  VDU 65      LDA #65
                                      JSR DISPLAY
MODE 5     VDU 22,5    LDA #22
                                      JSR DISPLAY
                                      LDA #5
                                      JSR DISPLAY
COLOUR 3   VDU 17,3   LDA #17
                                      JSR DISPLAY
                                      LDA#3
                                      JSR DISPLAY
```

The first code after the VDU statement, i.e. the first byte sent to the display routine, selects the desired display function. The operating system then knows how many more bytes are required to complete the instruction, e.g. MODE selection only requires one byte after the code, whereas redefining the shape of a display character would require nine.

A call to a subroutine to display the character in the accumulator on the screen is easily achieved. Within the BBC machine operating system there are two subroutines that will perform this function:

```
OSWRCH located at &FFEE
OSASCI located at &FFE3
```

The difference between the two routines is that OSASCI will also generate a line feed when a carriage return code (&0D) is received whereas OSWRCH will not.

In the assembly program examples, OSASCI is used as the display subroutine to be called whenever characters are sent.

The BASIC program in Figure 1 when run will draw a continuous zig-zag line from the bottom to the top of the screen in a succession of graphics foreground colours (0-15). The effect of this is to make the screen change colour in a sweep from bottom to top.

The GCOL command sets the colour to be used by subsequent graphics commands. The zero value of the first parameter specifies that the colour corresponding to the value of the second parameter is to be plotted. Thus GCOL 0,1 produces a graphics

foreground colour of red.

PLOT 4,0,0 moves the graphics to position (0,0) on the graphics area.

PLOT 1,1280,4 draws a line relative to the current graphics cursor position in the current graphics colour. For example, if the current position is (0,0) the line will be drawn from (0,0) to ((0+1280),(0+4)) i.e. (1280,4) or four units up at the right-hand side of the screen. Similarly the next command, PLOT 1,-1280,4 draws from the current position e.g. (1280,4) to the left-hand side of the screen ((1280-1280),(4+4)) i.e. (0,8).

**G**raphics commands such as those used in Figure 1 (left) can also be generated from within an assembly language program by using the VDU drivers of the resident machine operating system. The technique employed is the same as that described earlier – that is, each successive byte of the appropriate VDU command, including the VDU command number, is sent to the routines of the machine operating system by placing each byte in the accumulator and then calling subroutine OSASCI (JSR &FFE3) – the display routine.

For example, line 130 of the BASIC program homes the graphics cursor to (0,0) – bottom left of the screen. This can be done, as in the BASIC program, with the command

```
PLOT 4,0,0
```

Equally we might use the VDU command

```
VDU 25,4,0,0,0,0,
```

to achieve exactly the same effect. The first number, 25, is the VDU command which tells the machine operating system that what follows will be the parameters of a PLOT command. The first of these parameters in this example is a 4, which in the PLOT command means 'move to absolute position'. The next pair of numbers (0,0) provide the x co-ordinate position to move to. The first of this x pair is the low-byte part of the number and the second the high-byte part. For example, if an x co-ordinate value of 64 was required, the pair of numbers to be supplied would be 64,0 – in that order.

For example, to move absolutely to position 64,0 on the screen, the VDU command would be VDU 25,4,64,0,0,0. The final pair of parameters provide the low-byte high-byte value of the y co-ordinate.

An assembly language program can now be written to send this VDU command information directly to the machine operating system rather than via the BASIC interpreter.

Moving absolutely to position 0,0 is equivalent to homing the cursor, and the assembly language program in Figure 2 shows how this might be done. (Two passes of the assembler are not actually required for the assembly of this program).

**T**o run the machine code program generated by the previous BASIC/Assembly language program all that is required is the machine code call command

```
CALL HOME C
```

and the graphics cursor will be homed to 0,0 (bottom left).

To prove this, enter the following sequence of instructions while in MODE 5.

```
MOVE 700,700    move graphics
                 cursor away
                 from 0,0
DRAW 1000,1000  illustrate pos-
                 ition of cursor
CALL HOME C     call machine
                 code home-
                 cursor routine
DRAW 500,1000   prove above
                 command
                 worked
```

**I**n a similar way the entire BASIC program can be translated to a series of VDU commands that can be written as an assembly language program and later executed directly as a machine code program. A listing of a program to perform exactly the same function as the original BASIC program (Figure 1) but without the involvement of the BASIC interpreter is given in Figure 3.

This program has been written in a way that tries to show the equivalence of the two programs in producing the same effect but using quite different ways of accessing the VDU drivers.

Figure 3

```
10 REM generating graphics from an
20 REM assembly language program
30 MODE5
40 OSASCI = &FFE3
50 DIM A 150
60 FOR PASS=0 TO 3 STEP 3
70 PX=A
100 [OPT PASS
110 .MAIN LDX #0 ;X reg holds colour
120 .NCOL JSR COLR ;change colour
130 JSR HOME C ;home cursor
140 LDY #128 ;set line count
150 .NLIN JSR DLIN ;draw pair lines
160 DEY ;dec line count
170 BNE NLIN ;next line?
180 INX ;inc colour count
190 CPX #16 ;all colours yet?
200 BNE NCOL ;next colour or
210 RTS ;return to BASIC
220 ]
230 REM subroutine to home cursor
240 REM equivalent to PLOT 4,0,0
250 [OPT PASS
260 .HOME C LDA #25
270 JSR OSASCI
280 LDA #4
290 JSR OSASCI
300 LDA #0
310 JSR OSASCI
320 LDA #0
330 JSR OSASCI
340 LDA #0
350 JSR OSASCI
360 LDA #0
370 JSR OSASCI
380 RTS
390 ]
400 REM subroutine to change colour
410 REM equivalent to VDU 18,0,colour
420 [OPT PASS
430 .COLR LDA #18
440 JSR OSASCI
450 LDA #0
460 JSR OSASCI
470 TXA
480 JSR OSASCI
490 RTS
500 ]
510 REM subroutine to draw line across
520 REM and back, equivalent to
530 REM VDU 25,1,1280;16;
540 REM VDU 25,1,-1280;16;
550 [OPT PASS
560 .DLIN LDA #25
570 JSR OSASCI
580 LDA #1
590 JSR OSASCI
600 LDA #0
610 JSR OSASCI
620 LDA #5
630 JSR OSASCI
640 LDA #4
650 JSR OSASCI
660 LDA #0
670 JSR OSASCI
680 LDA #25
690 JSR OSASCI
700 LDA #1
710 JSR OSASCI
720 LDA #0
730 JSR OSASCI
740 LDA #&FB
750 JSR OSASCI
760 LDA #4
770 JSR OSASCI
780 LDA #0
790 JSR OSASCI
800 RTS
810 ]
820 NEXT PASS
830 CLG
840 END
```

When the program has been assembled and the machine code run using a CALL MAIN, the same effect will be seen on the screen as was produced by the original BASIC program. Perhaps surprisingly, very little increase in the speed of execution is obtained – a machine code program will only produce considerably faster graphics if its 'equivalent' BASIC program is slowed down by the work of calculations etc., and in our example this was not the case.

# Wordwise

The most sophisticated piece of software yet written for the BBC Micro. This full feature word processor is ROM based so once fitted inside the machine (no soldering) it enables the user to gain INSTANT access to a powerful word processing system.

WORDWISE consists of two distinct sections – a text editor and a text processor. The editor allows text to be entered at the keyboard in much the same way as a typewriter except that the carriage return is quite automatic. When editing the cursor can be moved to any part of the document where changes can be made either by overwriting existing text or by inserting new text at the cursor position. In addition to the delete key, which works in the normal manner, there are a variety of other deleting options allowing characters, words, sentences or any specified section of text to be deleted.

While editing or entering text special instructions can be embedded into the document. These embedded instructions are interpreted by the text processor and control the exact layout of the printed

output. Some of the simpler instructions control the positions of the margins, the number of lines per page or the line spacing, etc.

There is not room here to begin to describe the many more powerful features such as the block move and copy, search and replace, the word counting facilities or the file handling commands.

Although this software is ideal for secretaries, authors or journalists it will prove invaluable to anyone who has to prepare letters, articles, leaflets or documents of any kind.

It is our aim to sell high quality software that, like the BBC Micro, is excellent value for money. We believe that WORDWISE compares favourably with other word processors costing four or five times as much.

WORDWISE costs £65.00 + £1.50 p&p + VAT  
Technical details and an order form are available from the address below.

## **MEMORY KITS Model A      Now only £26.00 + VAT**

These kits upgrade the Model A to 32K RAM, the same as the Model B, enabling it to run Model B programs and graphics. Simple to fit – no soldering is required. Supplied with step by step instructions.

## **CUBE Model B      £7.80 + VAT**

A simulation of the famous Rubik Cube. This program displays a full colour 3 dimensional view of all sides of the cube. Choose how jumbled you want the cube and then try to solve it. Stunning 3-D graphics.

## **FRUIT MACHINE Model A/B      £5.80 + VAT**

Another great game that shows off the superb graphics and sound effects possible on the BBC Machine. Features "Nudge", "Hold", "Gamble" etc.

## **CASH or ROYALTIES**

We offer a national marketing service for any quality software for the BBC Machine. We either pay the author a royalty on every copy sold or we may buy the program outright for cash. We would handle the packaging, copying, distribution and advertising of the software. For more serious software we can get manuals or booklets prepared and printed.

Authors whose programs we accept for distribution will be allowed a discount of 40% on our entire range of software.

## **SNAKE Model B      £7.80 + VAT**

This colourful arcade type game makes full use of the amazing graphics (Mode 2) and sound facilities of the BBC Micro. One of the best games around. fast moving and addictive – requires quick reactions.

## **CHARACTERS Model A/B      £5.80 + VAT**


Forget about clumsy binary or hex notation when re-defining character shapes. Just fill the displayed grid with the required shape and it will re-program the character and give the VDU 23 numbers for that shape. It can also save the character tables on tape for use in other programs.

## **REVERSI Model A/B      £7.80 + VAT**

Play this classic strategic board game, sometimes known as Othello, against your BBC Micro. Has 3 levels of skill, level 3 is very difficult to beat.

## **CODE RACE Model A/B      £5.90 + VAT**

This is a Mastermind type game with a difference, its a race between the computer and you. You have to guess the computer's hidden code while it tries to guess yours. Even more fun (and frustrating) than the original Mastermind.

 **COMPUTER  
CONCEPTS**

**Dept AC1  
16 Wayside  
Chipperfield  
Herts. WD4 9JJ  
Tel. (09277) 62955**



# THE NAME OF THE GAME



Simon Dally, a games enthusiast and 'home computer' addict, sets you thinking about games and launches a major competition. *Acorn User* will present a regular 'brainteaser', so read on for some inspiration, and then turn *your* power on and exercise that keyboard.




**F**rom the moment you unpack that eagerly-awaited micro-computer you will find yourself enmeshed in a many-stranded net of games. There are good reasons for this. First, there is the novelty value – few of us can resist a challenge from an inanimate object which apparently has a mind of its own. Second, the number and variety of games is staggering – just leaf through the adverts from software houses in any home computing magazine. And third, collecting games programs is probably the fastest means of acquiring a software library.

You may have justified the initial expenditure on the grounds that a micro was going to help with your home finance problems or catalogue your stamp collection, but all the same, it's useful to have some classy-looking software up your sleeve (or rather, your random access memory) to impress friends, both sceptical and admiring, who ask, 'But what else can it do?'

A taste for playing games is not restricted to microcomputer enthusiasts. Wargames, adventure games and chess programs have long been occupying the memory cells of vast mainframe computers. Chess occupies a special niche because of its relationship to artificial intelligence. One widely-held theory holds that since the rules of chess are fairly easy to feed into a computer and since, objectively,

there must always be a 'best move', it should be possible to construct a computer program which cannot be beaten by a human being – just as computers (programmed correctly) are unbeatable at draughts or noughts and crosses.

In practice, despite enormous advances made in recent years, it remains staggeringly difficult to program computers to make reasonable moves within a reasonable time. Opinion differs as to whether it will take five years, 10 or forever before the world chess championship is won by a computer, so maybe there's hope for us humanoids yet!




**S**tart by typing in some of the shorter programs written in BBC BASIC which are appearing, regardless of what they are supposed to do. Don't worry too much if eccentric-looking words like MID\$, LEN, EVAL, or DEF PROC aren't clear yet – they will be, sooner or later.

Often, when you run these programs, you will encounter messages like 'syntax error', 'mistake' – or something equally disagreeable. Do not despair, tear up your magazine or assault your machine. Check every line carefully with the original, and if you still can't spot any typing mistakes, save the thing on tape and come back to it later. Remember, if the thing doesn't work, responsibility for the error lies with the following – in order of probability: you (95%), the author of the program (3%), the proofreader (1.99999%), the machine . . . well, you need a computer to make that equal 100!

When you do have a game which works, try to look at it through the eyes of a critic instead of those of a proud owner. Do you think you understand how it works? Is the presentation on the screen professional or can you improve on it? Can you make it more difficult? Can you add some amusing visual or graphic effects? ... 22 ▶

Whether or not you find games enjoyable, programming a micro to play them is one of the fastest and most rewarding ways of learning how BASIC works. Moreover, since the BBC computer is still in its infancy, there isn't much software available off the shelf – all the more reason to get down to writing your own programs and dumping them on tape!

There is an enormous number of published games programs in books and magazines, and programs written specifically for the BBC micro are beginning to appear in magazines. The following tips are based on my own experience as a complete novice with home computers some two years ago.







Snapper puts you into the hottest part of the video jungle, where the law is: eat or be eaten! Your food is fruit - but beware, ghosts are lurking to gobble you up, and you can't get them until you've found a power pill and entered 'devour mode'.

The more you eat and the longer you stay alive, the more points you collect until, after 12 screenfuls, you reach the ultimate food - an acorn worth 5000 points.

A total of 1000 is the minimum to rank among the top eight players on the high score table - but the highest known score is 100,560!

Snapper is the Acornsoft version of Pac Man - reported to be the hottest game to land since Space Invaders. It comes in eight colours, complete with sound effects in BBC micro mode two. So far it can only be played on the B machine, or an upgraded A. It costs £9.95 including VAT, uses four keys on the micro and comes with full instructions. Available from Acornsoft, 4a Market Hill, Cambridge CB2 3NJ.





## MONSTER

This game will drive you up the wall! The mean Monsters are everywhere and are out to get your man. They chase him up and down ladders and along underground passages. Digging holes to ambush the meanies is your only hope.

You score by trapping and burying the Monsters. But here's a tip - the further they fall, the more points you get. So plan carefully and try to drop them down as many levels as possible. But watch out - you only have a limited oxygen supply, and as the game draws to a close your man becomes slower, turns blue and eventually passes out.



## DEFENDER

Battle stations . . . mutants attacking . . . launch Defender. Steer your ship through the swarming attackers and shoot down the invaders before they can destroy your race and planet.

But the task is far from easy. The aliens can match your firepower - and they come thick and fast. Hyperspace is your final escape, but not for long. You will need all the cunning of the Klingons, the resources of Buck Rogers and the logic of Spock to survive.

Both these games are available for your model A from Acornsoft at £9.95. For address see previous page, or your local dealer.

**E**xperiment by adjusting any line which puzzles you and see what happens. If you do this you will find that almost sub-consciously you are becoming more proficient in using the machine, hour by hour. Believe me, it's much more exciting (and easier) than learning those first words of French.

As you gain confidence you will increasingly want to write programs - and improve your understanding of BASIC. If you like games and puzzles take a look at Martin Gardner's books (all available in Penguin): they're full of problems which lend themselves to computer solution. 'Intellectual' puzzles appear in many periodicals. I will never forget the pleasure of first solving on my computer a *Sunday Times* Brain-teaser. In the time it took, me to work out the program I could have solved it without a computer - but that's not the point. There is nothing

to beat your own 'hands-on' experience - so get to it!

Finally, do not think that writing games programs is a sterile pastime. People who write good games can earn money selling them. And one day someone is going to make a fortune with a program which plays a good game of bridge.

**H**ere are two problems for you and your computer. The authors of the ten best programs to solve them on a BBC micro win a year's free subscription to *Acorn User*.

The first is to write a program to simulate the throwing of dice in the popular Waddington's game of *Risk*. In this game the attacker throws three dice, the defender two. The attacker's best two dice are compared with those of the defender. Where the defender's die is equal to or greater than the attacker's, the attacker loses an army; where the defender is

weaker, it's his army which goes.

Attacker dice throw	Defender dice throw	Result
6,4,4	6,4	Attacker loses 2
6,4,4	6,3	Both lose 1
6,4,4	5,3	Defender loses 2

Give each side 100 armies to start with and keep a running total as the battle progresses: which side has the advantage?

The second is to make the computer deal a standard pack of 52 playing cards into four hands. But it's not good enough to have the 12 of hearts of card number 28. How pleasant can you make those graphics? How about some sound effects as each card is dealt?

Send your listing by August 1 to: The Editor, *Acorn User*, 53 Bedford Square, London WC1B 3DZ.



# ACORN PLUS



**FREE!**  
**NEW 100 PAGE**  
**CATALOGUE**  
**FREE!**

Control Universal stock Acorn, Rockwell, Cubit and fine peripherals. Send for our catalogue.

## ACORN STOCK MORE STOCK



Ring Control Universal on four telephone lines for technical advice and fast deliveries on all Acorn products – Eurocards, systems, Atoms, all software, networks components, connectors, spares – everything you need.

## CUBIT



Control Universal also stock Rockwell Computers, EPSON and TEC printers, BMC and MICROVITEC vdu displays, G.P.I. EPROM programmers and erasers, disks, stationery, memory and TTL chips.

The CUBIT range is made by Control Universal and includes single board computers with 4K RAM and VIA i/o chip for 6502, 6802 and 6809 processors; CU-MEM memory card for eight 24 or 28 pin memory chips, with on board battery back up for CMOS RAM; CUBIO 64/80 channel digital i/o card; CUBAN eight bit analogue interface with 16 analog inputs, one analog output and 20 digital i/o channels; CU-KEY ascii keyboard.

### 'ATOM PLUS 17K RAM — £69 why 17k ?

– to fill in the gap from hex 3C00 to 3FFF with 1K of static RAM, and provide 16k of dynamic RAM from 3000 to to 7FFF. Uses 5v only devices, and fits in the standard Atom case.

Standard Eurocard size and bus connector.

### 'CU-DRAM' 64K bytes DRAM — £99

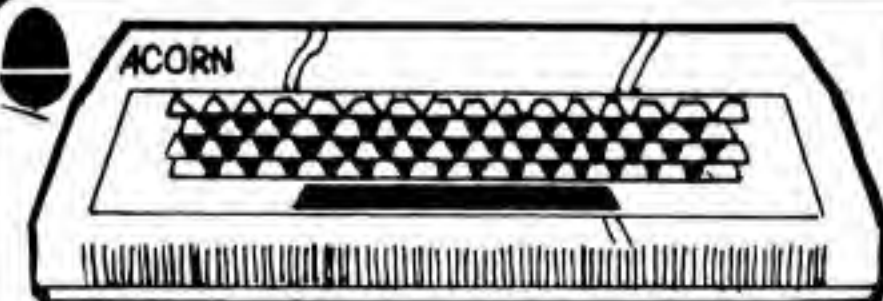
For all Acorn and Control Universal systems. Each block of 4k can be enabled or disabled to match the system. Carries also a 4k/8k 28 pin socket for ROM or EPROM, and can be software selected at board level to allow up to 16 boards in one system and hence a maximum of 1Mbyte of RAM.

Standard Eurocard size and bus connector.

## CONTROL UNIVERSAL LTD.

Unit 2, Andersons Court, Newnham Road, Cambridge  
(0223) 358757

## VISIT OUR NEW SHOWROOM



ACORN ATOM 8K + 2K. ....	£129
ACORN ATOM 12K + 12K. ....	£179
ATOM COLOUR BOARD. ....	£39
FLOATING POINT ROM. ....	£22
BBC ROM PACK. ....	£ Phone
POWER SUPPLY 1.8A. ....	£10

### IT'S HERE AT LAST!



**FREE!**  
**DISCETTES**  
**5**

Upgrade your ATOM with the new low cost disc pack only  
**£299 plus VAT**

Includes utility disc.  
ATOM modification extra.

## SEIKOSHA GP-100A



- ★ DOT MATRIX PRINTER
- ★ 80 CHARACTERS PER LINE
- ★ 30 CHARS/SEC
- ★ FREE HI-RESOLUTION 'DUMP OUT' LISTING

ACORN Printer Cable £16 + VAT  
**£199 + VAT. Carr £6**      ATOM Modification EXTRA

## BBC MICRO

SPACE WARP. . . . .	£11.50	BBC MULTIFILE. . . . .	£25.00
BBC CHESS. . . . .	£11.50	BBC BACKGAMMON. . . . .	£ 8.00
		BBC GOLF. . . . .	£ 7.00
		MUNCHYMAN . . . . .	£ 5.95



## BBC MICRO MICRO UPGRADES

**RAM KITS:** Upgrades the Model 'A' to 32K RAM  
Supplied with full fitting instructions. . . . . £29.90 + VAT

**ANALOGUE KITS:** Suitable for adding joysticks,  
controllers etc. . . . . £15.00 + VAT

**POWER INTERFACE & I/O PORT:** Enables a  
Centronic Interface printer to be attached . . . £16.00 + VAT

**MODEL 'A' TO MODEL 'B' UPGRADE**  
**£86.00 + VAT**

**DISC EXPANSION. . . . .** Phone

**DISC DRIVES. . . . .** Phone

**COLOUR MONITORS. . . . .** £249.00 + VAT

Send for details on other items, cables, cassettes, plugs,  
software etc.  
Why not send your machine to us for upgrading?

## PRINTERS

EPSON MX80 F/T2 — The printer recommended for the BBC Microcomputer.

- ★ Dot Matrix Printer
- ★ 80 Cps
- ★ Hi-Resolution Graphics
- ★ Bi-directional Printing



**SPECIAL PRICE**  
**£349 plus VAT**  
**Printer Cable**  
**£16 + VAT**



Telephone STD (0438) 65385  
2 Daltry Close, Old Town, Stevenage.





## Looking at Listings

Sometimes it is useful to be able to feed a program into a computer via the Serial Interface instead of typing it in at the keyboard. For example, you can connect two different computers together and use this technique to transfer a program from one to another. To do this both computers must have an RS232 or RS423 interface.

Program 1 enables the BBC micro to load from RS423 instead of the keyboard. This is achieved by storing a small assembly routine at location &0D00 which inputs characters from the RS423 port. Function key 9 is then used to change the OSRDCH vector which redirects the input stream from the keyboard to the RS423. Once the

### Program 1

```

140 REM PROGRAM LOADER.
150 REM R.C.RAND ACORN COMPUTERS (C) APRIL 1982
160 REM
170 *KEY 9 ?&0210=&00: ?&0211=&0D IL IM
180 REM on execution of key 9 reassign the
185 REM OSRDCH vector to obtain characters from
190 REM the subroutine at &0D00
200 *FX 7,4
210 REM Set receive baud rate to
220 PX=&0D00 :REM assemble at &0D00
230 | :go into assembler
240 .LOOP
250 LDA #&01 \load immediate 1
260 BIT &FE08 \test if bit0 of RS423
265 \status register is set
270 \this checks if data is ready
280 BEQ LOOP \if data is not ready then
285 \check it again
290 LDA &FE09 \load the data from RS423
295 \data register
300 RTS \return from subrouci
310 | :REM leave assembler
320 END
    
```

program has been RUN, it is advisable to type NEW before key 9 is pressed. This clears the existing program ready for the new one. To regain control of the keyboard the user must press BREAK. The new program is then retrieved by typing OLD. Subsequent pressing of function key 9 will cause input from RS423 again.

Program 2 enables you to plug your BBC computer into a mainframe as a terminal.

This code is intended for use on the current version of the Operating System, Issue 0.10. The program makes the BBC micro behave as a dumb terminal. The system is initialised in BASIC but the main part of the program is written in assembler so that it is able to run fast. Communications are via the RS423 connector with full handshaking. The \*FX commands at lines 730 and 750 set the transmit and receive baud rates. These should be set before the program is executed. Maximum baud rate is 9600. To exit the user must press BREAK.

#### Note:

**This program will not run correctly when the tube is connected.**



### Program 2

```

150 REM TERMINAL
160 REM R.C.RAND ACORN COMPUTERS (C) April 19
82
170 REM
180 PRINT "Please input one of the following : "
190 PRINT " S for <Simplex> or D for <Duplex> "
x> "
200 INPUT mode$
210 IF mode$ = "S" THEN simplex = 1 ELSE simplex = 0
220 FOR X=0 TO 3 STEP 3 :REM do two passes through
assembly code
230 PX=&0D00 :REM set program count
er to start of code
240 STATUS=&FE08 :REM set address of RS
423 status register
250 RS423=&FE09 :REM set address of RS
423 data register
260 OSASCI=&FFE3 :REM address of Operat
ing System subroutine
270 OSBYTE=&FFF4 :REM address of Operat
ing System subroutine
280 OSWRCH=&FFEE :REM address of Operat
ing System subroutine
290 | \ go into assembler

300 OPT X \ set assembler option
to 0 then 3
310 .LOOP \ main loop

320 LDA #&01 \ load immediate 1
330 BIT STATUS \ test if bit0 is set;
to see if data ready
340 BEQ getkey \ if data not ready th
en go look at keyboard
350 LDA RS423 \ else load data
360 PHA \ save the data on the
stack
370 LDA #&03 \ load 3
380 JSR OSWRCH \ disable RS423; used
with accumulator=3
390 PLA \ retrieve data from s
tack
400 JSR OSASCI \ write ASCII characte
r to screen
410 LDA #&02 \ enable RS423; used
420 JSR OSWRCH
with acc=2
430 JMP LOOP \ see if RS423 has ano
ther char ready
440 -getkey
450 LDA #&81 \ equivalent to INKEY(
0)
460 LDX #00 \ with zero delay
470 LDY #00
480 JSR OSBYTE
490 TYA \ move Y to A to be to
sted
500 CMP #&00 \ does Y = 0
510 BNE invalidchar \ if Y is not = 0 then
the char is invalid
520 LDA #simplex \ is screen echo requi
red
530 BNE duplex \ if yes then branch t
o duplex
540 LDA #&01
550 JSR OSWRCH \ disable screen

560 .duplex \ char is returned in
X but is required in A
570 TXA
580 JSR OSASCI \ write the ASCII char
in A to screen and/or RS423
590 JMP LOOP \ repeat
600 .invalidchar
610 CMP #&FF \ is Y the escape char
620 BEQ LOOP \ if Y is not escape r
epeat the loop
630 LDA #&7E \ else re-initialise t
he system
640 LDX #00
650 LDY #00
660 JSR OSBYTE \ re-enable RS423
670 LDA #&02
680 JSR OSWRCH
690 JMP LOOP \ repeat the main loop
700 | :REM leave assembler

710 NEXT X :REM used to sweep thr
ough the assembler twice
720 CLS :REM clear the screen

730 *FX 8,4 REM set transmit baud
740 rate to 1200
750 *FX 7,4 REM set receive baud
760 rate to 1200
770 *FX 5,2 REM select RS423
780

790 VDU 2 :REM enable RS423
800 CALL &0D00 :REM call the assemble
d code at location &0D00
    
```

**P**ossibly the most useful feature to aid programming on the BBC micro is the ability to select a particular screen size using modes zero to seven. I prefer to run programs on a colour monitor, but a monochrome monitor provides a crisper screen for text entry. Whenever possible I use mode three for programming, as it allows a large amount of text to be visible at one time.

My colour monitor works well with text in all modes except three and zero. This is because a text character in these modes is built up from dots which are smaller than the dots of the monitor's shadow mask. The result is that the 80 character width has less crisp definition than other modes. On a monochrome monitor, there is no shadow mask so the characters can be crisply presented.

**W**hen using the colour monitor during text entry, (usually in debugging a colour graphics program), I tend to work in mode seven (teletext mode) because of the crisp text it allows. Despite the availability of modes two and five, I prefer not to use them during text entry, because of the reduced number of characters per line, and the difficulty in reading lines which spill over the screen width (called wraparound).

Despite these shortcomings of conventional colour monitors, I find that for running programs with coloured graphics, these colour monitors – and good quality colour television sets – can provide a stunning picture.

Program 1 demonstrates all the foreground/background combinations with text. On a colour monitor, merging of text in modes zero and three is particularly apparent in letters like w, n, m. In running the program, the computer will cycle through all modes apart from mode seven and present combinations of coloured backgrounds with coloured foreground text. To examine a particular combination simply press any key.

To continue, press another key. In the listing, lines 120 and 190 perform the freeze/unfreeze functions, respectively.

# So you want to beat a bug and draw an alien...



*Joe Telford, of the Cleveland Educational Computing Centre, gives you the lowdown on some crafty tricks to squeeze the best out of your BBC micro. This month he covers programming, debugging and graphics.*

**O**ne problem which arose was stopping a program run in any mode, but still having an uncluttered screen to start editing from. My initial solution was very simple: press BREAK – this gives a clear screen in mode seven but loses the program. Then type OLD and press RETURN – this retrieves the program and editing can continue.

This is acceptable provided you wish to edit in mode seven. However, another solution would be to include at an early line number a program line which traps an error and clears the screen, returns to the editing mode which you have chosen, then reports on the error. This sets up the display for uncluttered editing. Look at the

#### Program 1

```

10 ON ERROR GOTO 160
20 *FX 11,0
30 FOR mode=0 TO 6
40 MODE mode
50 FOR X=0 TO 15
60 FOR Y=0 TO 15
70 VDU 19,128,X,0,0,0: COLOUR 128
80 CLS
90 VDU 19,1,Y,0,0,0: COLOUR 1
100 PRINT " " "MODE ";mode; " FOREGROUND ";Y;" B
BACKGROUND ";Y+128
110 FOR Z=1 TO 12:PRINT"The quick brown fox jum
ped over the lazy dog.":NEXT
120 IF INKEYS(20) <> "" THEN PROC_WAIT
130 NEXT:NEXT
140 MODE7: PRINT " " "DONE"
150 GOT0 170
160 MODE7: P> " " "MODE ";mode;" FOREGROUND ";Y
;" BACKGROUND ";Y+128 " " :*fx 11,50
170 REPORT: PRINT " at "; ERL
180 END
190 DEF PROC_WAIT
200 Z=GET
210 ENDPROC

```

listing of Program 1. The error trap has been left in place deliberately, and although no errors exist, a press of the ESCAPE key during a run will be regarded as an error,



and the screen will be set up to edit. The error trapping is turned on by line 10 which directs the program execution to lines 160 and 170 if an error is found. Here the program provides the required mode, screen clear, and information to help correct the error.

Note that the words REPORT and ERL are explained in the *User Guide*. The apostrophe (') is used to produce the same effect as a RETURN, but within a PRINT line. Another valuable feature is the colon (:) which allows multiple statements on a line. For example the statement group at line 110 in Program 1 is useful to have on one line.

**D**uring program entry the AUTO function means time can be saved by letting the computer produce line numbers. In programs where a number of keywords are used regularly it is worth defining them on the function keys. Three regular keywords are defined below:

```
*KEY 0 DATA
*KEY 1 DEFPROC
*KEY 2 ENDPROC;M
```

It is important to label the function keys for their purpose. Touching function key 0 will produce the word DATA and allow typing to continue on that line. The function key 1 will perform the same operation with the word DEFPROC. The last key defined not only produces ENDPROC, but moves onto the next line, because the code for a RETURN is included in the definition ;M. Complete program lines can be entered into the function keys, as can multiple statement lines. One I use regularly is:

```
*KEY 9 G = INKEY(500);M
```

so that whenever I type function key 9 I generate a program line which will give me a five second delay within the program.

**O**ne well thought out facility on the BBC microcomputer is the auto repeat on all keys. This manifests itself in two parts. First, the delay before repeat, which is set to 0.5 second and, second the repeat rate

which is set to 0.07 second per character. Both these parameters can be altered by operating system calls. The delay before repeat is controlled by \*FX 11, N where N is a number from 0 to 255, and is measured in hundredths of seconds. The comma may be replaced by a space. \*FX 11, 100 will give a delay of one second. \*FX 11, 20 is useful for adept users, and \*FX 11, 50 will reset the delay to its original value.

During program runs \*FX 11, 0 will turn off the repeat facility so novices who rest fingers on keys will not find themselves generating long lines of characters. In program 1, line 20 protects against the repeat function, while line 180 restores it.

There is also value in varying the rate of repetition. This is done with the command \*FX 12, N where N is the repeat speed from 0 to 255, in hundredths of seconds. Again the comma could be a space. Beginners to the copying function could find that \*FX 12, 15 is a more relaxed speed for copying lines. Adept users could find that \*FX 12, 5 is useful, and for copying large blocks of text \*FX 12, 2 zips along lines. Resetting the repeat rate can be done with the command \*FX 12, 7 or \*FX 12, 0.

**D**uring the run of a program with graphics, it is useful (especially during games) to be able to alter the direction of shapes moving on the screen. Unfortunately, the cursor keys which have arrowed directions on them are not normally accessible from the INKEY function. To make them available, we can make use of the program line \*FX 4, 1. They then return their ASCII code, just like any other key. \*FX 4, 0 makes them available once more for editing.

By way of concluding this section, I will leave it to the reader to discover what happens on typing REPORT: \*FX 0 after pressing BREAK.

## Graphics

There are three different types of graphics on the BBC microcomputer: high resolution; user-defined; and teletext.

Unfortunately, as we move down the list, the information available from the provisional *User Guide* decreases, and the need to know increases. Although high resolution provides the means to create diagrams or pictures, the speed of creation in BASIC is such that movement is very jerky. The result is that for most games, high-resolution graphics would be used to form the background for moving user-defined graphics.

Features available in high-resolution modes include plotting points, drawing lines, and filling triangles, and we are led to expect curve-drawing routines in later issues of the operating system.

For those who cannot wait, program 2 is my contribution for circle drawing. It will draw at any point on the screen a circle of any radius, either as a line drawing or as a filled shape. The program up to line 60 simply draws concentric circles using the procedure from line 60 onward. If you delete the first part of the program and renumber the procedure to say 20000 it would be useful in any program which called for circles. Whenever a circle was required, a call up like line 30 could be entered into the program, detailing in the parameter brackets, the X coordinate, the Y coordinate, the radius, and the character L or F (L

### Program 2

```
10 MODE 4
20 FOR R=50 TO 500 STEP 50
30 PROC_CIRCLE(640,512,R,"L")
40 NEXT
50 END
60 DEFPROC_CIRCLE(X,Y,R,FS)
70 IF FS="F" THEN 120
80 MOVE X+R,Y
90 FOR Z=0 TO 2*PI + 0.2 STEP 0.2
100 DRAW X+(R*COS(Z)),Y+(R*SIN(Z))
110 NEXT:ENDPROC
120 MOVE X,Y
130 DRAW X+R,Y
140 FOR Z=0 TO 2*PI + 0.2 STEP 0.2
150 PLOT 85,X+(R*COS(Z)),Y+(R*SIN(Z))
160 MOVE X,Y
170 NEXT:ENDPROC
```

### Program 3

```
10 REM define the shape
20 VDU 23,224,24,60,126,219,126,36,66,129
30 REM place into variable
40 VS=CHRS(224)
50 REM switch to mode 5
60 MODE 5
70 REM print all over the screen
80 FOR X = 1 TO 180
90 REM with random colours
100 COLOUR RND(3)
110 PRINT VS;" ";
120 NEXT
130 REM set white then end
140 COLOUR 3:END
```

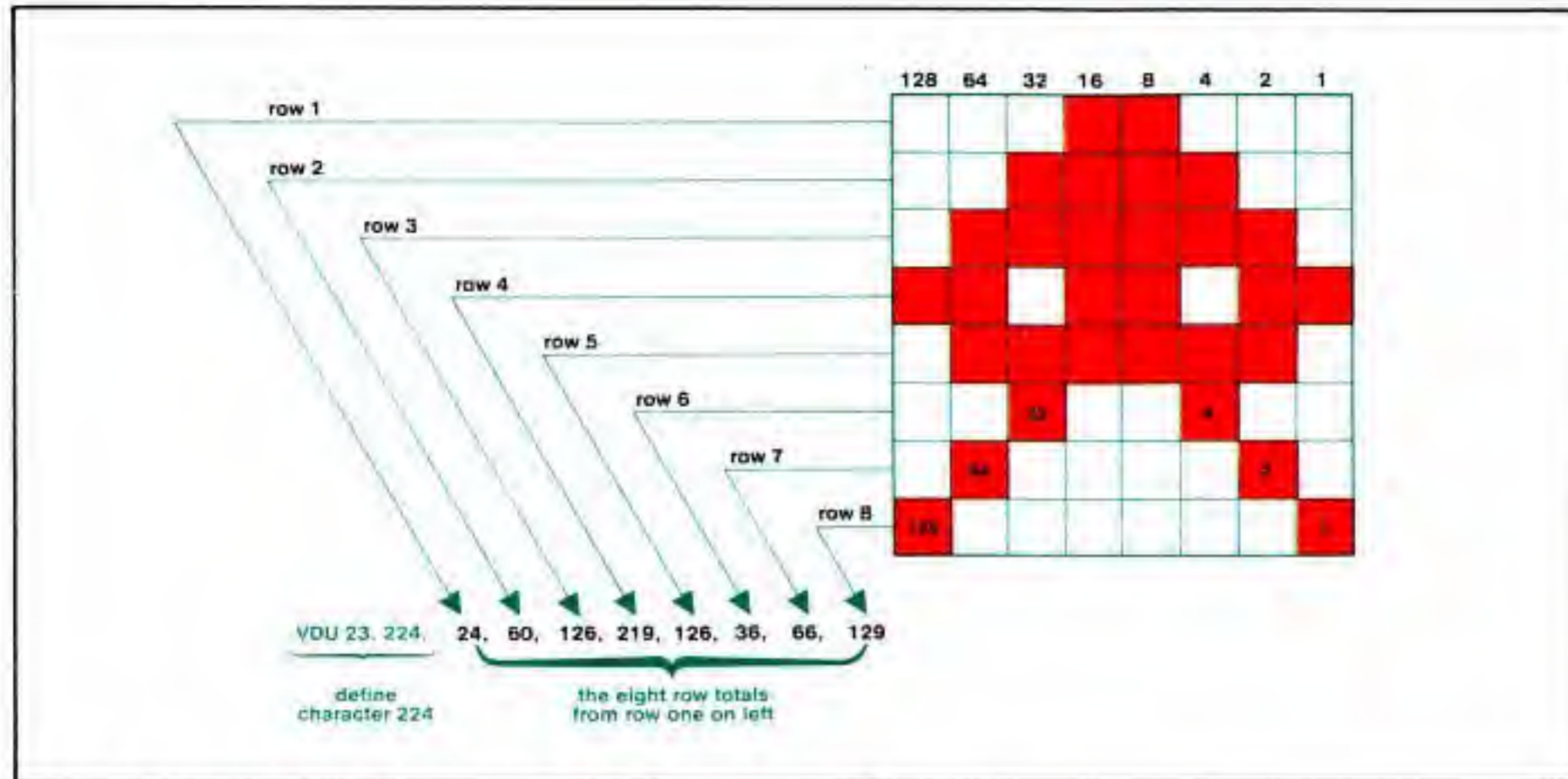


Figure 1 Designing user-defined graphics.

for line drawing or F for filled shape).

**User-defined graphics**

Moving shapes around the screen depends on the size of shape to be moved. In BASIC, a single character shape can be moved very quickly. Unfortunately, playing space war with letters representing alien ships is not overly exciting. To combat this, Acorn have included the option to define a number of characters from ASCII code 224 to 255. These defined characters may be displayed in modes zero to six and can be very effective.

A single user-defined shape fits into the screen space occupied by any single letter or digit, and is constructed on an eight by eight grid. Look at figure 1 which defines an alien from a well-known space game. In each row the filled blocks are given to numbers from the column headings, then the numbers assigned to each row are added together and entered into a VDU command line.

Program 3 demonstrates this and when run fills the screen with aliens. It is worth noting that having defined character 224 it would be lost if the computer was turned off.

It would not be lost if the BREAK key was pressed. If it was redefined during a program then the previous shape would remain on the screen even while the new shape was being printed. This means that one user-defined character could produce a screenful of different shapes all visible together – but only the last defined shape would be capable of movement.

Because of this problem of movement, it would be best to have several shapes defined as different characters, so the first three new shapes would be defined as characters 224, 225 and 226. Having defined a shape, the next stage is to print it on the screen. This can be done with the command PRINT CHR\$(224). There is some value in placing the shape in a store, whose name can act as a mnemonic to the shape which it contains. So saying V\$ = CHR\$(224) reminds me that PRINT V\$ will print an invader. This is done in program 3 line 40. ★

The next issue of *Acorn User* will feature hints and tips on sound and teletext-type graphics

**ASCII CODES**  
American Standard  
Code for  
Information Interchange

32	SPACE	80	P
33	!	81	Q
34	"	82	R
35	#	83	S
36	\$	84	T
37	%	85	U
38	&	86	V
39	'	87	W
40	(	88	X
41	)	89	Y
42	*	90	Z
43	+	91	[
44	,	92	\
45	-	93	]
46	.	94	^
47	/	95	_
48	Ø	96	£
49	1	97	a
50	2	98	b
51	3	99	c
52	4	100	d
53	5	101	e
54	6	102	f
55	7	103	g
56	8	104	h
57	9	105	i
58	:	106	j
59	:	107	k
60	<	108	l
61	=	109	m
62	>	110	n
63	?	111	o
64	@	112	p
65	A	113	q
66	B	114	r
67	C	115	s
68	D	116	t
69	E	117	u
70	F	118	v
71	G	119	w
72	H	120	x
73	I	121	y
74	J	122	z
75	K	123	{
76	L	124	:
77	M	125	}
78	N	126	÷
79	O	127	DEL

**SEEING STARS**

This program plots geometric curves one inside the other, drawing triangles as it goes. The result is a star – a very pretty 1. ★ ★ ★  
★ Type it in and see for yourself! ★

```

10 REM PRETTY1
20 MODE2
30 THETA=0
40 A=RAD(120):B=A+A
50 FOR M=4 TO 35
60 PRINT:M
70 R=512
80 VDU 29,640,512:
90 FOR COL=0 TO 512/M:GOTO 100, COL MOD 7 +1
100 MOVE R*COS(THETA),R*SIN(THETA)
110 MOVE R*COS(THETA+A),R*SIN(THETA+A)
120 PLOT&55,R*COS(THETA+B),R*SIN(THETA+B)
130 THETA=THETA+PI*2/M:R=R-M
140 NEXT
150 R=GET:CLS
160 NEXT
    
```

## BBC Microcomputers

BBC Model "A" (Available Now!)	£326.00
BBC Model "B"	£435.00
BBC Model "A" partially or fully converted from to Model "B" as per your requirements	£367.86
16K HITACHI memory (as fitted by ACORN)	£ 41.86
RGB socket	£ 2.01
Printer interface	£ 17.25
14" Full colour MONITOR (Used in BBC Computer programmes)	£309.35
12" Green Screen MONITOR	£126.00
RGB Monitor Lead	£ 5.00
GP100A Printer	£247.25
Printer Cable	£ 18.40
Cassette Recorder	£ 24.00
Cassette Lead (7 pin DIN/3 Jacks)	£ 5.00

## Software

Sinclair Cassette 1 (Star Trek, Candy Floss)	£ 5.95
Sinclair Cassette 2 (Hangman, dice etc.)	£ 3.95
Sinclair Cassette 3 (Mutant Invaders)	£ 5.95
Sinclair Cassette 4 (Breakout)	£ 3.95
FULL RANGE of ACORNSOFT BBC CASSETTES	all £ 9.95
NEC 30hr Basic	
Practical Programmes for the BBC Computer Johnson-Davies	£ 5.50
Basic Programming on the BBC Computer Cryer	£ 5.95

## Atom Microcomputer

ACORN ATOM, assembled, 8K ROM, 2K RAM	£172.50
ACORN ATOM, assembled, 12K ROM, 12K RAM	£225.00
Power Supply	£ 9.20
ACORN 96K SINGLE DISK PACK	£343.85
Disk Buffer Pack	£ 11.75
GP100A Printer	£247.25
2114L RAM Chips	per K**£ 2.50**
Word Pack ROM	£ 30.00

### \*\*UTILITY ROM SWITCH\*\*

Up to 4 ROMs keyboard selected	£ 41.79
--------------------------------	---------

### FULL RANGE OF SOFTWARE, ICs, CONNECTION LEADS etc.

Atom Magic Book	£ 5.50
Getting Acquainted with your Acorn Atom	£ 7.95

Prices are VAT inclusive. P&P 50p Books, cassettes, chips.

Hardware items £3.00 delivery by Securicor

ELTEC SERVICES LTD  
231 Manningham Lane  
Bradford BD8 7HH  
Tel (0274) 491372

## The Atom Magic Book

By Mike Lord. A wealth of games and other programs: storing speech in your ATOM, converting programs written in other BASICs, tape recording hints, and many more useful software and hardware tips.

£5.50

## Getting Acquainted with your Acorn Atom

By Tim Hartnell and Trevor Sharples. 80 programs including Draughts! 184 pages.

£7.95

## Practical Programs for the BBC Computer & Acorn Atom

By David Johnson-Davies

£5.95

## The Memory for your Atom

(Or other 1MHz 6502/6800/6809 machine)

16 or 32K BYTE VERSIONS Expand your ATOM to 28 or 38K RAM Ideal for Word Processing, Chess programs and Business Software. Fully Compatible with other Acorn ATOM software and hardware Versions available to fit inside the ATOM while still leaving room for other extensions such as the Acorn ATOM colour encoder board. Eurocard rack mounting types also available

## ATOM Cassettes.

We stock a selection of the best ones available. s.a.e. for our latest list.



ALL PRICES INCLUDE U.K. P & P AND 15% VAT WHERE APPLICABLE, OVERSEAS CUSTOMERS ADD £1.50 CARRIAGE PER ORDER.

TIMEDATA LTD Dept I . 57 Swallowdale, Basildon, Essex SS16 5JG Tel: (0268) 411125 (MON-FRI)

# TIMEDATA

## ACORN

Atom Ass. 8K+2K	166.75
Atom Ass. 12K+12K with Printer Interface	281.75
Atom P.S.U. 1.8 amp	10.22
Atom F.P. ROM	23.28
AcornSoft Wordpack ROM	29.90
Atom Programmers Toolbox	29.90
AtomCalc ROM	39.10
Atom 4 ROM Adaptor	28.17
Atom BBC ROM	49.50
Atom Colour Encoder	44.85
Atom 16K RAM Extension	69.95
Atom 32K RAM Extension	95.00
Atom Printer Drive VIA + Buffer	13.50
Atom Printer Cable	18.50
Atom Disc with Buffers and connectors	355.00

## ACORNSOFT

The complete range of Acorn-Soft program packs Ex-Stock 11.50

### PROGRAM POWER

Spacefighter, Warlords, Munchyman, Adventure, 3D Asteroids and many others all Ex-Stock

### BUG-BYTE

747, Galaxian, Golf, Space Warp etc. available over the counter

### PRINTERS

Seikosha GP80	228.85
Seikosha CP100	247.25
Epson MX80	399.50
Epson MX80F/T	499.50
Epson MX100F/T	569.50

All prices include V.A.T.

### MAIN BBC AGENT FOR WARRANTY REPAIRS & SERVICE

●UPGRADES ●ADD-ONS ●BOOKS  
●PERIPHERALS ●SOFTWARE

# 3D COMPUTERS

230 TOLWORTH RISE,  
SOUTH TOLWORTH,  
SURBITON, SURREY.  
01-337 4317

Computer Shop on the A3 Kingston by-pass



# ACTIVE COMPONENTS

MAIL ORDER SPECIALISTS

Lowest Prices — Fastest Delivery

## MEMORIES

Device	Price
2114 Low Power 200ns	0.80
2708 450ns	2.79
2716 450ns (+5v)	2.29
2716 350ns (+5v)	3.59
2716 (3 rail) 450ns	5.95
2732 450ns	3.90
2732 350ns	4.40
2532 450ns	3.90
4116 200ns	0.70
4116 150ns	0.84
4118 200ns	3.38
4164 200ns	4.65
4516/4816 100ns	3.25
5516 200ns	9.38
6116 200ns	5.10
6116 LP 200/150ns	7.61

## BBC

### MICROCOMPUTER UPGRADES

(Please phone for delivery dates)

BBC 1 RAM Upgrade Kit	26.00
BBC 2 Printer User I/O Kit	9.50
BBC 4 Analogue I/P Kit	9.50
BBC 5 Serial I/O and RGB Kit	11.45
BBC 6 Expansion BUS Kit	7.95
BBC 4/4 Connectors	2.25
BBC 5/5 Connectors	0.80

The above kits make up the full Model 'A' to Model 'B' Upgrade for the BBC Microcomputer

VISA

24 HOUR TELEPHONE SERVICE FOR  
CREDIT CARD USERS



- ★ All prices exclude VAT and Carriage (0.75 + VAT) on orders under £10 ★
- ★ All orders despatched on day of receipt with full refund on O/S items if requested ★
- ★ Order receipted & returned with goods. If full VAT invoice required please add 0.50 + VAT ★

## ACTIVE COMPONENTS (MAIL ORDER)

HEWITT HOUSE, NORTHGATE STREET,  
BURY ST. EDMUNDS, SUFFOLK IP33 1HQ  
TELEPHONE: (0284) 701321 TELEX: 817670

# ELECTRONEQUIP

BBC1	BBC Micro Model A	299.00
BBC2	BBC Micro Model B	399.00
BBC21	Upgrade Model A to B	115.00
BBC22	14" Colour Monitor	287.50
ATM1	Atom assembled 2Kram	165.60
ATM2	Atom assembled 12Kram	188.60
ATM3	Atom assembled 5kram colour	188.60
ATM10	Atom kit 2Kram	132.25
ATM11	Atom kit 12Kram	155.25
ATM25	New PAL Colour Encoder	43.70
ATM26	Atom 1.8A Power Supply	9.66
ATM53	Atom DIN to Cassette DIN lead	2.30

Prices inc. of VAT and Postage  
(except BBC micro's 2.50)

All items in stock – same day despatch

All upgrades etc. are fitted free of charge and the computer fully retested. Credit cards not accepted for BBC micro's.

## ELECTRONEQUIP

128 West Street Portchester (opp. RUBY)  
Hants PO16 9XE Tel 0705-325354

# BBC MICRO GAMES

**FOUR SUPERB GAMES CASSETTES AVAILABLE NOW FOR THE BBC MICRO (MODELS A AND B) DEMONSTRATING ITS FANTASTIC COLOUR GRAPHICS AND SOUND**

**CASSETTE ONE:- (1) STAR TREK** – The classic computer game. A superb version with 8x8 Galaxy, Klingons, Phasers, etc.

**(2) CANDY FLOSS** – A tremendous new game in which you test your business skills running a candy floss stall on Blackpool's Golden Mile, but watch the weather and the donkeys!

– **ONLY £5.95 inc**

**CASSETTE TWO:** An exciting collection of games with music and graphics to keep the family amused for hours:- HANGMAN, KRYPTOGRAM, DICE, BEETLE, GRAND NATIONAL AND MUSIC.

– **ONLY £3.95 inc**

**CASSETTE THREE:** For the arcade fanatics:- MUTANT INVASION – a brilliant new "SPACE INVADERS" type game. WARNING!!! very addictive.

– **ONLY £5.95 inc**

**CASSETTE FOUR: BREAKOUT.** Terrific version of the popular arcade game, six skill levels, 1 or 2 players.

– **ONLY £3.95 inc**

All games are in full colour and sound, and will run on both Model A and Model B micros.

Deduct £1 for 2 cassettes and £2 for 3 or more cassettes.

**Sinclair (I.J.K. Software), Dept A.M.,  
55 Fitzroy Road, Bispham,  
Blackpool, Lancs.**

# ATOM UTILITY ROM £19.95

The Willow Software 4K Utility ROM simply plugs into the spare utility socket in your Atom and provides 18 powerful new commands and facilities including: Full renumber, Range Delete, Find, sophisticated Auto line numbering, Program compression, Disassembler, true Keyboard Scanning, Memory Dump, Variable dump, Register Dump, Keyboard sounder and much more. The Utilities are professionally written and fully tested. All standard Atom facilities are unaffected, and no textspace memory is used.

Send cheque/PO for £19.95 for delivery by return of post, or write for further details.

**WILLOW SOFTWARE  
PO Box 6, Crediton  
Devon EX17 1DL**



# Disc systems for the ATOM and BBC micro



BBC micro with single disc drive and printer. The cover shows a BBC micro with a double disc drive.

If, like me, you find using cassettes with your micro tedious then the recent announcement of disc systems for the Acorn Atom and BBC computer will be just what you have been waiting for.

**N**o more fiddling with the volume control, no accidental overlapping of files, nothing lost by trying to record on the tape leader, and everything happens so much more quickly. Take loading a 16K program as an example. Using the disc on my BBC model B it takes three seconds! And it works without hiccups every time. A complete catalogue of the disc takes only one second!

If you have never used a disc system before, you probably find my euphoria a bit puzzling. Well, to put you in the picture, ponder on these facts for a moment or two.

- To get from one end of a tape to the other means winding the whole length of the tape past the read/write head. This takes time because there are umpteen feet of it. To perform more or less the same task the disc drive read/write head moves across the spinning disc. It covers a distance of about 1.5 inches and takes less than one second.
- The computer never knows where to find anything on a tape. You have to keep your own records using the tape counter.

The disc system does this automatically; you only have to type a file name, the computer does the rest.

- To catalogue a tape means playing it all the way through. Cataloguing a disc is almost instantaneous.
- A special feature of the disc systems is *random access*. This feature allows you to read or write any small sections of a file.

**T**he ATOM and BBC disc units are different products, but they have a lot in common. We will deal with each in turn.

The ATOM disc pack provides 92K bytes of storage on a standard 5.25" singled-sided 40-track floppy disc. It contains:

- An Olivetti disc-drive.
- The Disc Operating System (DOS) in ROM.
- An Acorn disc controller card.
- 3K bytes of RAM.
- 5v and 12v regulated power supplies.
- A comprehensive instruction manual.

The unit plugs directly into the mains electricity supply and into the ATOM bus-extension-socket. The ATOM needs modification before connecting the disc unit, and these changes are fully described in the manual. You can

do them yourself or, they can be done by an Acorn dealer.

The disc supplied with the unit contains some useful utility programs, which are explained in the manual.

Some new facilities are provided with the disc system, including the 'DOS commands'. Direct commands are those you can enter from the keyboard. They must be preceded by a '\*' which tells the computer that it is a DOS command. Filenames of up to 7 characters are allowed. The commands may be abbreviated as shown below.

```
*DOS *CAT *DIR *TITLE
*SETx *USEx *LOCK
*UNLOCK *INFO *MON
*NOMON *SAVE *LOAD
*DELETE *GO *RUN
*EXEC
```

The ATOM Disc Pack costs £345 including VAT, p & p by direct mail order from Acorn Computers.

**N**ow some facts about the BBC Disc System. Either a single-side disc or a pair of 80 track double-sided discs are available for the BBC model B computer. These provide about 100K bytes and 800K bytes storage respectively. If you wish to upgrade your computer to a disc machine then this should be done by an Acorn dealer.

A comprehensive manual and a disc containing example programs and utilities are supplied in the disc pack.

Direct commands include the following:

```
*ACCESS *BACKUP *BUILD
*CAT *COMPACT *COPY
*DELETE *DESTROY *DIR
*DRIVE *DUMP *ENABLE
*EXEC *HELP *INFO *LIB
*LIST *LOAD *OPT 1 *OPT
4 *RENAME *RUN *SAVE
*SPOOL *TITLE *TYPE
*WIPE
```

All these are explained in the *Disc System User Guide* which also includes sections on Random Access Files and the use of the disc system with assembler language programs.

The single disc drive for the BBC micro costs £265 including VAT and can be ordered directly from Acorn Computers.

So whether you have an ATOM or a BBC micro, the tremendous advantages of a disc system are now open to you.

# OFF RECORDS..

The London ACORN-BBC  
Centre Suppliers to Schools  
and Colleges

**Atom:** Special clearance offers Disc packs Software  
Approved add-ons Expansions 2114LP memory  
chips £19.50 per 20

**BBC:** Main Dealers & Service Centre All sockets and  
chips in stock Memory up-grades (HM 4816 AP-3)  
£28.99

**Printers:** Large range always in stock Leads off the shelf  
Printer interfaces fitted

**Cassettes:** Specially matched cassette recorders Leads off the  
shelf

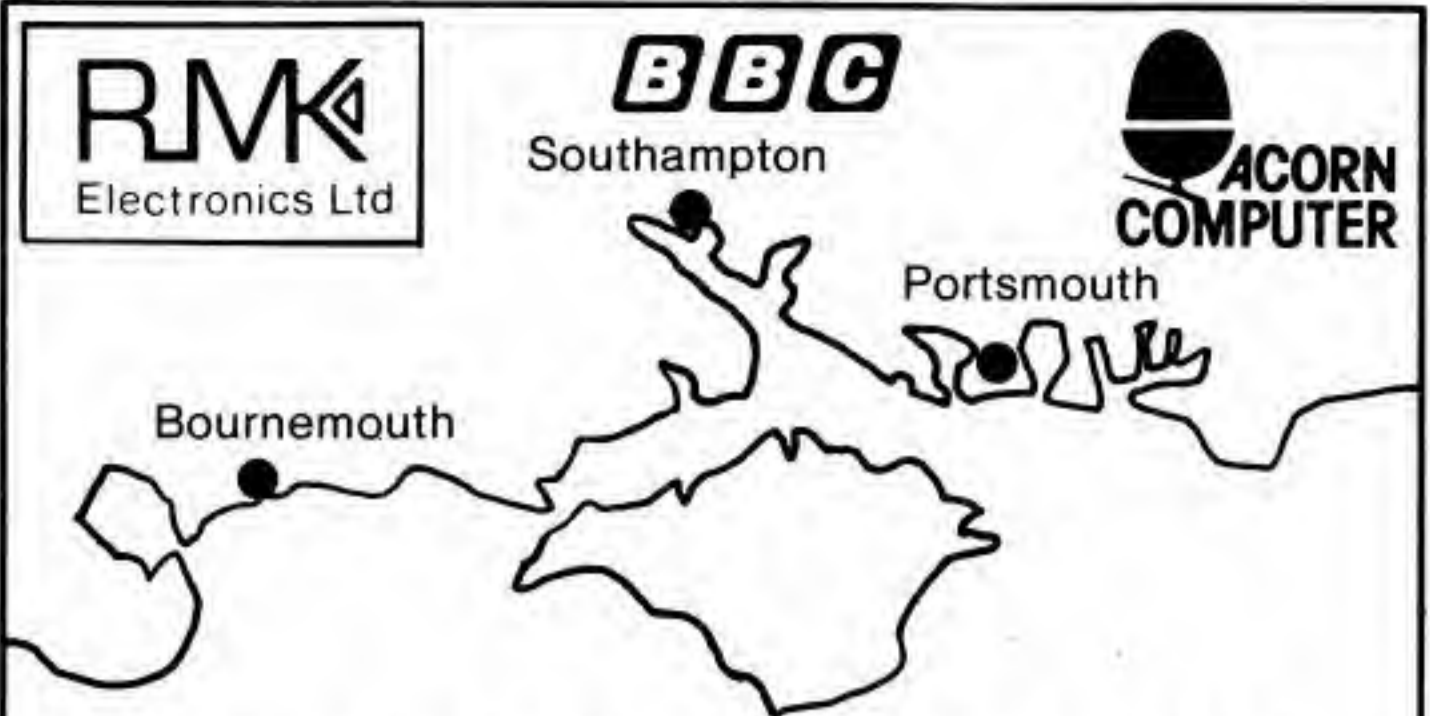
**Monitors:** 18 Mhz minimum 12" monochrome (B/W, green,  
amber) 14" colour

**Accessories:** Tapes, listing paper, forms, chips, plugs, sockets,  
diskettes

**Also:** TORCH, NASCOM, GEMINI, GALAXY,  
MICROPROFESSOR

Talk to us, we have the solution to your problem.

BR CLAPHAM JUNCTION	FALCON RD		Easy parking 4 minutes from BR Clapham Junction Bus: 19,37,39,45,49,68 77,170,249 Tube: Clapham Common Tel: 01-223 7730 Open Daily: 11 AM - 7 PM
ST JOHN'S HILL		LAVENDER HILL	
		OFF Records 58 →	
(SOUTH CIRCULAR)		BATTERSEA RISE, SW11	



## NOW IN STOCK

JOYSTICKS – BBC COMPATIBLE  
 BBC UPGRADES – Parts or Service  
 CASSETTES – C12 @ 50p each  
 PRINTERS – from £110  
 ACORNSOFT – Products for ATOM & BBC  
 LEADS – Printer, Cassette, etc

### TECHNICAL DEPARTMENT FOR SERVICE AND DESIGN

**RMK ELECTRONICS LTD**  
 First Floor, Hinton House, Station Rd,  
 New Milton, Hants. BH25 6HZ  
 Tel: 0425-616110

# BITS & BYTES

44 Fore St. Ilfracombe, Nth Devon. Tel: (0271) 62801

### Acorn Dealers Video Genie Sales and Service

Atom Micros  
 Acorn GP80 Printers  
 Seikosha GP100A  
 Printers  
 Monitors – 12" B/W  
 Monitors – 12" Green  
 5 1/4" Disc Drives  
 (C/W P.S.U. & CASE)

### BBC Micro Service and Information Centre

BBC Upgrade Kits  
 BBC printer interfaces  
 5 1/4" Floppy Discs  
 C-12 Cassette Tapes  
 Cassette Recorders  
 Continuous Stationery  
 Software  
 Software  
 written to order

# REPAIRS & SERVICE

## WCC Windsor Computer Centre For Acorn/BBC in Berkshire

### On display in our Showroom:-

- \* BBC Model A & B
- \* Acorn Atom
- \* Acorn Atom
- \* Tandy Microcomputers
- \* L.S.I. System M3
- \* Programming Courses Available
- \* Specialised programming service
- \* Full customer support

**We are authorised dealers for  
all the above products**

### Stockists for:-

- \* Acorn software
- \* Books games etc
- \* Epson printers
- \* Centronics printers
- \* Microline printers
- \* Monitors
- \* Cassette Recorders
- \* Calculators
- \* Disks etc

Open Weekdays 9.30am-6pm Saturday 10am-6pm  
 1 Thames Avenue, Windsor, Tel: Windsor 58077 (4 lines)

# SOUND OUT THE BBC MICRO

By John Coll and Joe Telford

Contrary to much ill-informed comment, the SOUND and ENVELOPE statements are fully implemented in the BBC micro.

The new *User Guide* has full details, and here we give a rough outline plus example programs. The SOUND command is written as follows:

```
SOUND voice, volume, pitch,
duration
```

There are four voices. Channel 0 gives white noise and channels 1,2,3 produce musical notes. Volume is a number from 0 (silence) to -15 (loudest). Pitch is a number from 0 (A-flat an octave below middle C) to 253 (D four octaves above middle C). The final number determines how long the noise will last. Hence the command

```
SOUND 1,-15, 53, 100
```

will produce a note on channel 1 at full volume, pitched at middle C for five seconds. See the new *User Guide* for notes produced by each

value of pitch.

The two programs below left form the basis of four sound effects. The first will produce ten cycles of a Star Trek-type red alert. Altering the 150 in line 30 to 90 will change the sound to phaser fire. Note that the voice code is 17 which allows voice 1 to play glissando notes.

The second produces a siren sound. Replacing variable P in lines 40 and 50 with the number 100 as well as variable P in lines 80 and 90 with the number 50 will result in a different siren sound. For a more elegant effect try deleting lines 30 to 100 then adding these lines:

```
30 SOUND 1,-15,100,10
40 SOUND 1,-15,50,10
```

Voice 0 can be used to produce a large number of sounds. The program below is a synthesis of a steam train, complete with whistle, which demonstrates this white noise generator.

```
10 REM STAR TREK RED ALERT
20 FOR L = 1 TO 10
30   FOR P = 50 TO 150
40     SOUND 17,-15,P,2
50     NEXT
60   NEXT
```

```
10 REM SIRENS
20 FOR L = 1 TO 10
30   FOR P = 50 TO 100
40     SOUND 17,-15,P,2
50     SOUND 17,-15,P,2
60     NEXT
70   FOR P = 100 TO 50 STEP-1
80     SOUND 17,-15,P,2
90     SOUND 17,-15,P,2
100    NEXT
110   NEXT
```

```
10 REM TRAINS
20 REM START UP
30 FOR L = 20 TO 2 STEP -1
40   SOUND 0,-15,100,L
50   SOUND 0,0,100,L/2
60   NEXT
70 REM TRAVEL
80 FOR L = 1 TO 40
90   SOUND 0,-15,100,2
100  SOUND 0,0,100,2
110  NEXT
120 REM WHISTLE
130 SOUND1,-15,150,20
140 SOUND1,0,100,10
150 SOUND1,-15,150,20
160 REM CONTINUE TRAVELING
170 FOR L = 1 TO 40
180   SOUND 0,-15,100,2
190   SOUND 0,0,100,2
200   NEXT
210 REM SLOW DOWN
220 FOR L = 2 TO 20
230   SOUND 0,-15,100,L
240   SOUND 0,0,100,L/2
250   NEXT
```

The ENVELOPE statement is a dauntingly complicated beast. Instead of just playing a note at constant pitch and constant loudness, the ENVELOPE statement can change both the loudness and the pitch while a note is playing.

The combination of ENVELOPE and SOUND statements produce an all-singing, all-dancing, four-channel music generation circuit. It is even possible to use Econet to synchronise 10 computers while they play music and draw pictures on the screen!

The keyword ENVELOPE is followed by 14 numbers. An envelope has to be defined before it can be used in a SOUND statement – the ENVELOPE statement itself does not make any noise. You might like to try the following SOUND statement first without an envelope, and then with an envelope.

```
SOUND 1,-15,100,100
```

This will produce on sound channel 1, a note of maximum loudness, of pitch just about an octave above middle C and a duration of five seconds. Now try:

```
ENVELOPE 2,1,2,-1,1,10,20,10,1,
0,0,-1,100,100
```

and then type in

```
SOUND 1,2,100,100
```

This SOUND statement once again produces a note on Channel 1, but this time loudness and pitch are controlled by envelope 2 which have just been defined.

The 14 parameters that follow the keyword ENVELOPE are normally referred to by the following abbreviations.

```
ENVELOPE N,T,P11,P12,P13,
PN1,PN2,PN3,AA,AD,AS,AR,
ALA,ALD
```

The first two numbers indicate which envelope is being defined, and what length of time each step in the envelope is to take. The next six define the pitch envelope and the last six define the amplitude envelope. All the time a note is playing, its pitch is affected by the pitch envelope.

Normally the pitch envelope repeats over and over again, so one can generate a note which wails up and down for the whole

duration of the note. The pitch is controlled in three separate sections. Each consists of a number of steps. It is possible to specify the change of pitch at the end of each step and the number of steps in each section.

In the example envelope given above, the change in pitch at each step in the first section was an increase in pitch of two units. During the second section, the pitch changed -two units, in other words, it decreased by two. During the third section, the pitch once again increased by two units for each step.

In this envelope, there are 10 steps in the first section, 20 steps in the second, and 10 in the third. Experiment with the step sizes - large steps can give some very strange effects.

You might like to try some of the envelopes given below - but remember that the ENVELOPE statement merely sets up an envelope. You have to use a SOUND command to generate the note.

Also, the SOUND command must refer to the same envelope number defined. You may have four envelopes defined at the same

time. These examples define envelopes numbers 1, 2, 3 and 4 and then SOUND commands can select from any of the defined envelopes.

```
ENVELOPE 1,25,16,12,8,1,1,1,10,-10,0,-10,100,50
```

```
ENVELOPE 2,3,0,0,0,0,0,0,121,-10,-5,-2,120,120
```

```
ENVELOPE 3,1,0,48,0,4,255,4,121,-1,-1,-1,120,0
```

```
ENVELOPE 4,1,-26,-36,-45,255,255,255,127,0,0,0,126,0
```

**More on sound and envelopes in the next issue of *Acorn User*.**

## USER GROUP NEWS

From now on, we hope you will be able to get all the information you need about Acorn microcomputers from the official magazine, *Acorn User*. We hope that you will write to us with your ideas and problems, submit articles about your experience with Acorn micros (whether it is at home, in education or in business), send in listings for publication, submit software for review and let us know about local events in your area which might be of interest to other readers. The readership of *Acorn User* is by far the largest user group in existence for Acorn products.

There are, of course, several other user groups and we will be happy to give space to them in our magazine from time to time. *However this does not imply official Acorn approval.* This month we feature two user groups for the BBC microcomputer. Next month we hope to feature a number of local groups. If you are running a user group and would like a mention please contact *Acorn User* editorial offices.

### **BEEBUG NEWS** from Lee Calcraft

Beebug is an independent national user group whose main function - as we see it - is to act as an information exchange for the BBC micro. The machine offers so much potential (as yet unfulfilled) that such an exchange is vital - and is testified to by the size of our

membership, which exceeded 4000 in May.

The medium for information exchange which Beebug provides is a newsletter (currently 28 pages) devoted entirely to the BBC machine. This is mailed to members 10 times a year.

Beebug is run by Sheridan Williams and myself. We are both coincidentally, in further education, and have no commercial or other axe to grind. We feel this independence allows us to represent members' interests in a way other groups cannot.

We have arranged a considerable number of discounts (up to 10%) for Beebug members with electronics, computer and book outlets. Members simply quote their membership number with order.

An important function of a national user group is to represent its membership on various issues in discussions with the machine's manufacturers. As readers of *Acorn User* will be aware, there have been teething troubles with the BBC machine.

In view of this, we carried out a survey of members on the question of machine ordering and supply, and the condition of machines at delivery. A good response was obtained, and most were delighted with the machine as conceived and designed, though many had experienced postal casualties such as keytops adrift, and some, more serious ones. We have taken up these issues with Acorn and joint managing director Chris Curry has

given us assurances which we passed on to members.

*If you would like a sample copy of Beebug newsletter, send £1 plus A5 SAE to: Beebug Subscription Dept, 374 Wandsworth Road, London, SW8 4TE. To join Beebug, send £4.90 for five issues (six months), or £8.90 for 10 issues (one year). (Overseas add £1.00 for six months or £1.50 for one year).*

### **LASERBUG NEWS** from Jeff Weinrich

Formed in the early part of 1982, the name LASERBUG was derived from London and South East Region BBC Microcomputer User Group. Recently, many people from other parts of the UK have joined, so in future we will be known as LASERBUG, the Independent National BBC Microcomputer User Group. Membership is currently over 2000.

We want to encourage the exchange of ideas and discoveries. A monthly newsletter of at least 16 pages is sent to all user group members. We also recognise the need for meetings between BBC micro owners.

*Membership is £12 per year and includes twelve issues of the newsletter and free entry to meetings. Alternatively, £1 will buy a sample copy of the newsletter (send a 9 x 15 inches s.a.e. with 16½p stamp). The address is LASERBUG, Station Bridge, Wood Grange Road, Forest Gate, London E7 0NF.*

INDEPENDENT NATIONAL USER  
GROUP FOR THE BBC MICRO



REGISTERED REFERRAL CENTRE  
FOR THE BBC PROJECT

DEVOTED EXCLUSIVELY  
TO THE BBC  
MICROCOMPUTER

# BEEBUG FOR THE BBC MICRO

CURRENT MEMBERSHIP  
EXCEEDS 6000

IF YOU OWN A BBC MACHINE, OR HAVE ORDERED ONE,  
OR ARE JUST THINKING ABOUT GETTING ONE, THEN YOU  
NEED BEEBUG.

BEEBUG runs a regular magazine devoted exclusively to the BBC  
Micro (10 issues per year).

Latest News on the BBC project.

What you should know before you order a machine.

New program listings, regular advice clinic, and hints and tips pages  
in each issue.

April Issue: 3D Noughts and Crosses, Moon Lander, Ellipse and 3D  
Surface.

Plus articles on Upgrading to Model B, Making Sounds, and  
Operating System Calls.

May Issue: Careers, Bomber, Chords, Spiral and more. Plus articles  
on Graphics, Writing Games Programs, and Using the Assembler.

June Issue: Mazetrap, Mini Text Editor, Polygon; plus articles on  
upgrading, The User Port, TV set and Monitor review, Graphics part II,  
More Assembler Hints, Structuring in BBC Basic, plus BBC Bugs.

**PLUS** Members discount scheme on books and hardware.

**AND** Members software library - Low price programs including:  
Starfire, Splat the Rat, Mindbender, Shape match, Moon lander,  
disassembler, character define graphics aid.

BEEBUG magazine is packed full of information for BBC micro  
users. Here are some recommendations.

Thank you for the first issue of BEEBUG which I found excellent  
value. (T.S., Surrey)

... I am pleased to say that as a newcomer to microcomputing I  
found it very comprehensive and informative. (T.C., London)

I have been more than delighted with the first issue of BEEBUG, and  
have found it of great practical assistance. (K.G., West Midlands)

Congratulations on producing a most revealing and interesting first  
issue of BEEBUG. I received it about a week ago now and still find  
something new every time I pick it up. (J.J., Gwent)

Thanks for a good magazine which is very helpful to me, being a  
beginner. (M.H., S.Wales)

The newsletter is excellent with its really concentrated technical  
information, devoid of the space filling verbosity which so often  
degrades magazine articles (R.H., London)

I have recently taken out a subscription to your newsletter and have  
been delighted with the contents of the first issue (D.L., Institute of  
Terrestrial Ecology)

"I think it is very good". (H.H., Acorn Computers)

"I am very impressed". (J.C., Acorn Computers)

**Membership:** Send SAE for information or; Make cheques to BEEBUG and send to:  
**6 months - £4.90** Send £1.00 and A4 SAE for sample. BEEBUG, 374 Wandsworth Road,  
**1 year - £8.90** (Overseas add £1.00 for 6 months, £1.50 for 1 year) London SW3 4TE.

For editorial material send to:  
The Editor, BEEBUG, P.O. Box 50, St. Albans, Herts. AL1 1AR

## BBC MICRO

From the North's leading BBC Sales & Service Centre:

BBC Model A Computer - NOW IN STOCK	£299.00*
BBC Model B Computer - NOW IN STOCK	£399.00*
BBC Model A to B Upgrade	£110.00*
(Fast turnaround and 90-day guarantee)	
Cassette lead (specify connectors)	£3.50
Selksha GP100A printer	£215.00*
Epson MX80 F/T printer	£389.00*
Lead for either printer	£25.00
Lowe 12" B&W Video Monitor	£69.95*
Lowe 12" green screen video monitor	£79.95*
Video lead for above.	£6.95
Crofton Prince 12" hi-res green monitor	£110.00*
LCCD 14" colour monitor	£269.00*
Video lead for above	£8.95

### ACORN ATOM

Atom 8K + 2K Built and Tested	£150.00*
Atom 12K + 12K Built and Tested	£250.00*
March APS-4 Power Supply for Atom	£24.95*
Printers and Monitors for Atom	- prices as above.

### SOFTWARE ● BOOKS ● SUPPLIES

Full range of software by BugByte & Macronics. ....  
 Eg. BBC Space Warp **£10.00**; Atom Galaxian **£6.95**;  
 ZX-81 Mazogs **£8.70**; VicMen **£6.09** - ask for lists.  
 Huge stock of computer books. Eg. 30 Hour BASIC for  
 BBC **£5.50**; Computer Book **£6.75** - ask for Booklist.  
 Listing paper for GP100A, MX80 - 500 sheets for **£3.95**  
 Continuous labels for above 1000 for **£3.95**  
 Data cassettes - C.12 10 for **£3.95**

\*Delivery £2.50; otherwise 85p for orders under £10, over  
£10 sent free. Add 15% VAT to all items except books.

#### LIVERPOOL COMPUTER CENTRE

14/16 Manchester Street, Liverpool, L1 6ER.  
Access & Visa Accepted 051-236 2000



## MICROFEST '82

Micro Fair and Seminar for all users  
HARDWARE. SOFTWARE. PERIPHERALS.

ADMISSION:  
ADULT ..... 1.00  
CHILD (under 16) ..... 50p  
(half price with coupon)

Exhibition and other diversions for ZX, B.B.C. Micro, VIC, TRS, Sharp, Sorcerer, Video Genie, Tangerine,  
Nascom, Atari, Pet and Acorn user.

- 10 Free draw for MICRO computer
- 20 Club Stands
- 30 Bring and Buy stall
- 40 Free parking
- 50 Review of Sinclair Spectrum
- 60 Lectures on small micro applications
- 70 Free Films
- 80 Bar and refreshments
- 90 Close to centre and Piccadilly station
- 100 Free Coffee
- 110 Facilities for the Disabled

half price ~ entry coupon



UNIVERSITY OF MANCHESTER INSTITUTE OF SCIENCE AND  
TECHNOLOGY, SACKVILLE ST., MANCHESTER.

SATURDAY 24 10.30 - 21.00  
SUNDAY 25 10.30 - 18.00 JULY 1982.

# INTERFACING THE BBC MICRO

BY DAVID DUFF OF UNILAB

**A**s enthusiasm for computers grew in schools, the demand arose for an interface to link scientific instruments to micros. The advantages are enormous – processing of data to give graphical results for anything from timing measurements to electrical, chemical and temperature readings. Such a versatile combination would also be capable of elaborate control tasks.

In 1980, a team at Unilab started work on just such an interface.

The team formulated a number of basic principals. Foremost was the idea that the interface must provide the user with new facilities. For example, time was not to be wasted producing pictures of analogue meters on television screens.

However, an instrument that could operate with the speed of a storage oscilloscope, had the capacity of a large data recorder and could plot with the resolution of a chart recorder would be a tremendous asset to the scientific computer user. With facilities included for digital input and output, analogue output and relays for switching power loads, we would also be creating a powerful control system.

A second basic principle was that the interface must use the computer's capabilities to the full. For example, if the computer could load data at 100,000 samples per second, the interface must be able to provide data at that rate or better.

**T**he first part of the project to see the light of day was an analogue to digital converter. Initially the unit would process 40,000 samples per second, but later this was increased to 110,000.

As this unit was completed and tested, the power of the machine

became apparent and it was realised that its scope would be considerably expanded if it had a multi-channel input and means for switching rapidly between channels. It was felt also that the instrument should be able to take input voltages over a wide range, implying the use of a number of input amplifiers. Eventually these ideas took shape in the form of a comprehensive analogue input block. Four independent inputs, A, B, C and D were provided to feed into a block of four independent amplifiers. The amplifiers provided ranges of 0-10 volts, 0-1 volt, 0-100mV and a variable range



amplifier which could be set to any range between 0-25mV and 0-2.5 volts. Each amplifier could be set to operate on positive or bipolar (positive and negative signals).

As the list of facilities grew the feasibility of a hardware-based switching system diminished. Software control was clearly the answer and the first experiments were successful.

**I**t was at this time that details about the BBC microcomputer started to emerge.

Subsequently a BBC micro was lent to the Unilab team and the necessary modifications were made to the interface. The high resolution graphics and advanced colour plotting pushed the whole project into another dimension.

Before long, the time taken to change interface mode was reduced from one millisecond to three microseconds. Thus the machine can now, for example, take an analogue reading from input A set at 0-10 volts, and three microseconds later take a digital input reading from input D. Three microseconds later the machine can be outputting analogue data through the analogue output.

It was now possible to make the control system extremely simple to use – as simple as assigning a value to a variable. This opened up a new field of applications, especially for the user who might wish to measure two or more functions almost simultaneously.

**M**any users have a particular interest in computers for control. It was felt the interface box should contain a means to switch relatively large currents on and off and this was achieved by four change-over relays linked to four of the eight data lines.

When a particular control system code is selected, the data on these four lines is latched to the relays. The interface can then do something else with the data lines and the latch will hold the relays in the positions selected until the computer instructs otherwise.

This ability to latch the relays is important. The user will almost certainly wish to operate the relays on the basis of measurements taken on analogue or digital inputs. Therefore the relays must 'hold' as directed while the computer uses the interface to take readings on inputs.

While trials and tests have been completed, production of the new interface is unlikely to be in full swing until the Autumn. Price is likely to be £100 to £150. Units as described above are already being demonstrated but final specifications may change slightly. *Acorn User* will keep you informed on the latest news.



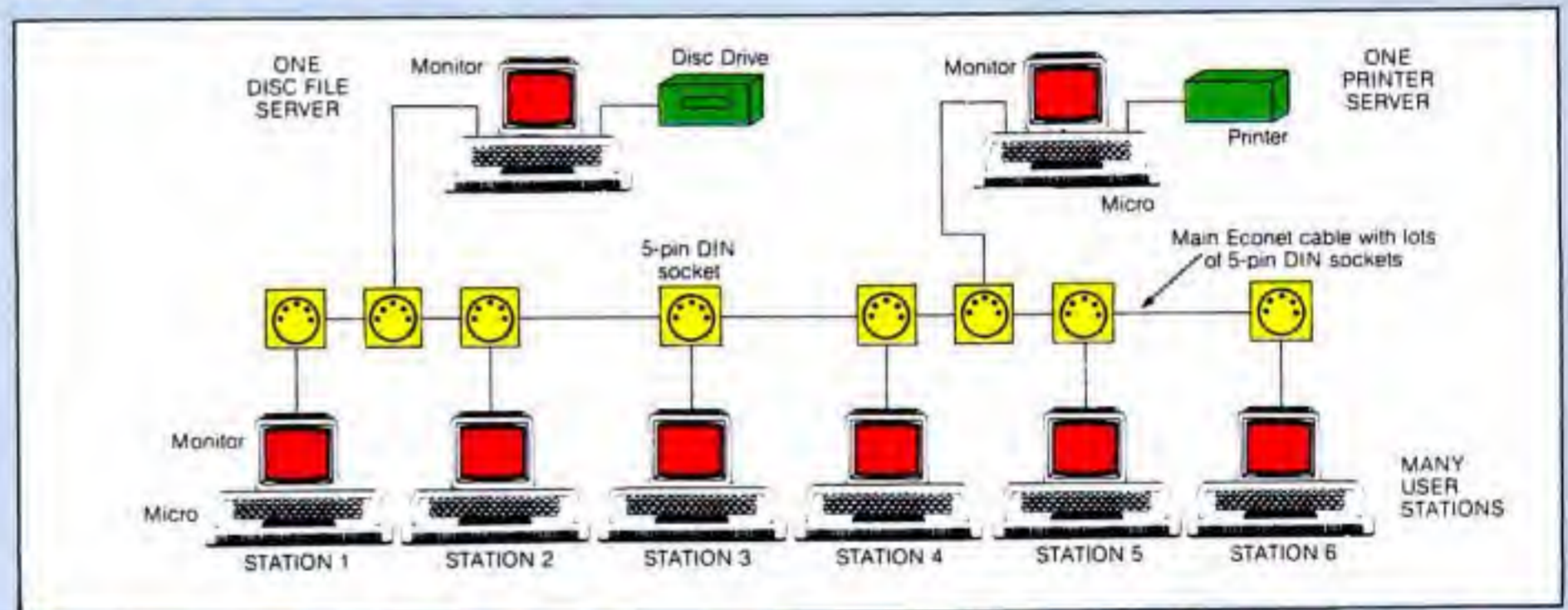
# ECONET GOES TO SCHOOL

**L**iaison between education and industry has been at the heart of a project at the Long Road Sixth Form College in Cambridge. Over the past year the school has played host to an early version of Econet – the Acorn local computer network. As well as providing the manufacturer with feedback, we have gained valuable expertise in working with networks – and raised some interesting questions about education itself (see *Times Education Supplement*, March 5).

In charge of computing in the college is Alan Battersby who has carried the work of evaluating Econet as well as coping with visitors interested in seeing a net that actually works.

The system operates with Acorn Atoms as workstations, although it is designed to cope with a suitably interfaced BBC machine. (The BBC micro/Econet interface will be available in August). An Acorn System 4 acts as network controller and it has dual disc drives which

**Peter Fenwick, Industrial Liaison Officer at Long Road Sixth Form College in Cambridge, describes a working network at the school.**



**A schematic diagram of an Econet system. There may be over a hundred user stations, although only six are shown in the diagram.**

can be accessed from any workstation. A printer is attached to the network and a dedicated Atom acts as printer server. Six workstations are in use located in a single room.

This arrangement has found its

chief application in the teaching of elementary computer studies, in computing as a general studies activity and in control projects. It provides an appreciable number of keyboards at a relatively low cost, sharing disc and printer facilities. First version software, though not sophisticated, has proved robust and sufficiently fast for current purposes (1-2 seconds to load an 8k program from disc into any workstation).

**B**ut two pressures have now arisen for us to make more ambitious use of Econet.

The first follows from the arrival of the BBC machine. With it, computer-aided learning software suitable for applications outside computer studies will appear. This will require the network to spread into other departments.

◀ **Atomic theory on an Acorn Atom... BBC machines are on the way.**







The pupils are using the Cambridge Local Education Authority device which enables them to trace a picture from a book or map directly onto the screen of the BBC micro.

The second results from our intention to set up a Technology Centre and service it with the Econet. An appeal for £30,000 is underway to build the Centre which will comprise an electronics laboratory, a support workshop and a photographic laboratory. Typical projects might include:

- building and controlling a robot arm;
- applications of speech synthesis and analysis;
- developing aids for the disabled;
- shape description and simple computer-aided design;
- design and production of printed circuit boards;
- control applications in the physical sciences;
- construction of an xy plotter.

The logic behind the Centre is the need for a project area that clearly belongs to the whole college, rather than to any particular department and where activities outside the curriculum can be pursued.

Behind its creation lurk many questions about the kind of education young people should be

receiving. Is the academic curriculum an adequate basis of preparation? Are courses sufficiently relevant to the future they will experience and influence?

An extra dimension to the Technology Centre, and perhaps a potential response to these questions, is the involvement of advisers from local industry, commerce and education. Their influence should give pupils insight into the methods and practices of industry, relate academic subjects to practical achievement, and provide experience of working in a team.

**B**oth demands imply a major geographical expansion of the network from its present one-room size to an estimated 0.7km. Acorn have offered to help with installation of wiring and with Version 2 Econet software. There is also a clear need for hard discs.

One expected result is need for higher quality wiring. At present the network uses simple twisted-pair cable, but a greater length will probably require coaxial cable.

An obvious result is increasing traffic on the network. To obtain a busy signal on the system is rare, but will be less so as more users clock in. We may discover a practical limit to the system, whereas the theoretical limit of 255 stations per network is well established.

The temptation for a totally 'wired' school will probably be blocked by major administrative problems such as overloading, excessive demand on disc capacity and security.

**N**evertheless, our experience encourages us to push on with Econet. Version 2 software offers exciting possibilities as do proposed Telesoftware trials.

In describing our experiences I may have gone beyond the apparent needs of many schools and colleges. However, the experience at Long Road suggests that Econet and the BBC microcomputer will offer a flexible, powerful and low-cost solution to many of the hardware demands in the education sector.

# Your Letters

I have now had my Model B BBC micro for about a month and from my initial experience I should like to raise a query. With respect to the programs on the Welcome cassette, and use of television receivers instead of monitors, no account seems to have been taken of the overscan of current sets and the lack of accessibility of frame height adjustments, with the result that the top line of the display is lost. Can you help?

**You might be interested to know one command which is available on the machine, though not documented in the provisional guide, which enables one to move the whole television picture either up or down the screen. If you issue the command**

**\*TV 254**

**and then change mode the whole screen will move down two lines. This may help to place the television image centrally on the screen. The change of place only comes into effect the next time the mode is changed. You can move the image down the screen with numbers like 255, 254 or 253 and move the numbers like 1, 2 and 3. \*TV 0 returns**

**image up the screen with numbers like 1, 2 and 3. \*TV 0 returns the image to its normal position.**

**We confirm that the Teletext unit is a separate unit but it plugs directly into a Model B computer. It is not possible to connect it to an unmodified Model A. You can use it to view all the normal Teletext pages as well as to load computer programs sent as Telesoftware. To select a new page you just type the page number on the computer keyboard. There is no remote control unit. No additional equipment is needed - it is all included in the Teletext unit. Just as a last comment, it is not possible to use an ordinary Teletext television with the computer. They simply were not designed to work in that way.**

I have recently taken delivery of a Model A BBC micro. Although my present colour television will not accept Teletext transmissions, I am hoping to purchase a Teletext Receiver from Acorn. If I order one of these Receivers, will I be able to get the Teletext transmissions on my present set? Will I be able to run Telesoftware programs on my computer without typing them in? How do you change pages and channels? Is there a remote control facility? Will I require any additional equipment?

I received my BBC micro last week. I am very pleased with it as it has lived up to all the brilliant reviews it got in the computing press. However, when the computer arrived, four of the letter keys and the space bar were lying in the bottom of the box. I managed to put the letter keys on again but the space bar was a little more tricky. So I tried to take off the lid - if it were not for the three red LEDs jammed onto the front console this would probably have been quite easy.

**We are sorry to hear that your computer arrived with several keys loose. Acorn clearly underestimated the destructive powers of the post! The packaging has now been changed to include a thick piece of foam over the keyboard and we believe that this has solved the keyboard and LED problem.**

**Whether you would like to have a question answered or just to air your views, write to us at Acorn User, 53 Bedford Square, London WC1B 3DZ. The Editor reserves the right to amend or alter any letter prior to publication.**

# EXPAND YOUR ATOM - WE WILL SERVICE IT **FREE** IF YOU SPEND £50 OR MORE

MANCHESTER ACORN USERS GROUP COME TO  
**NSC** FOR PERIPHERALS, SOFTWARE GAMES,  
UPGRADES - AND MORE ATOMS! WHY NOT YOU?

## **NSC** COMPUTER SHOPS

NSC Computer Shops Ltd

29 HANGING DITCH MANCHESTER M4 3ES  
061-832 2269

### **MICROAGE ELECTRONICS** LONDON'S BIGGEST ACORN STOCKIST

Working BBC "A" and "B" machines in the shop.  
Call in for 'hands on' demonstration.

#### **BBC Bargains**

BBC Model 'A' **£299** (+£7 p+p)

16k RAM 32k ROM  
Full-colour high-  
resolution graphics.

BBC Model 'B'

**£399** (+£7 p+p)

32k RAM 32k ROM  
16 colour graphics

BBC Disk Interface **£69\***

BBC 'B' Upgrade Kit **£130\***

This is the official kit, beware of imitations, they will  
invalidate your guarantee. \*(These prices  
include fitting - send or bring in your machine  
for instant upgrading)

BBC Single Disk Drive

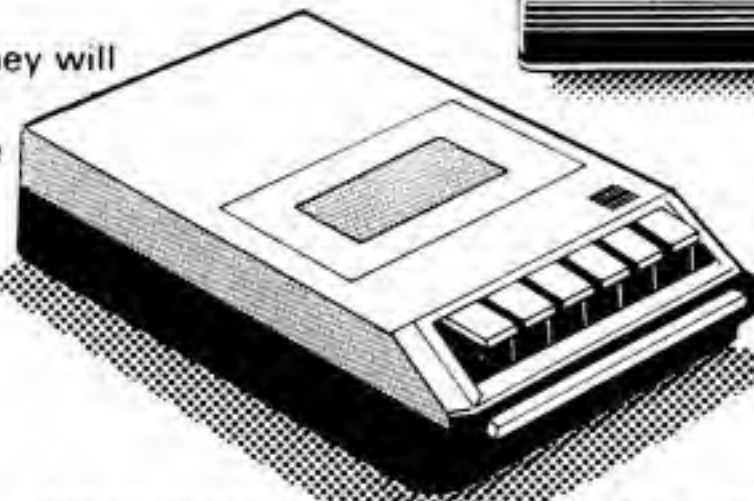
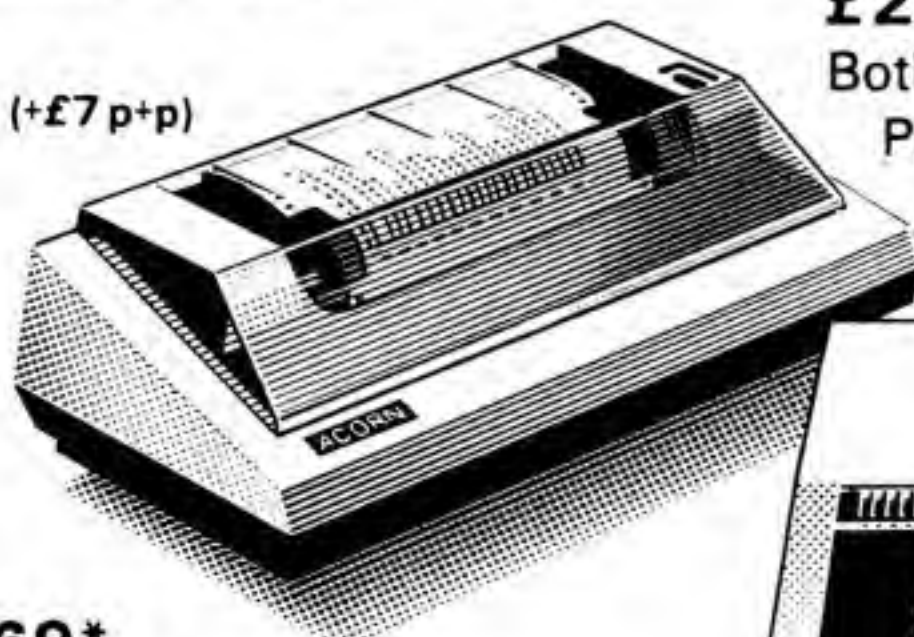
**£235** (+£2.50 p+p)

BBC Dual Disk Drive

**£389** (+£2.50 p+p)

BBC Cassette **£28** (+£2 p+p)

BBC Joystick **£13** (+£1 p+p)



#### **Powerful Printers**

Acorn AP80A Printer

**£199** (+ £4.50 p+p)

Lowest ever price!

Acorn AP100A Printer

**£228** (+ £4.50 p+p)

Both with free cable below.

Parallel printer cable

**£15** (+ 75p p+p)

Paper £14 per 2,000 (+ £3.50 p+p)

#### **Mighty Monitors**

12" Green Screen Monitor

**£95** (+ £6.50 p+p)

14" BBC Colour Monitor

**£279** (+ £9.50 p+p)



#### **Atom Attractions**

Atom kit **£135** (+ £3.50 p+p)

Colour Atom **£199** (+£3 p+p)

Atom Disk pack

**£335** (+ £2.50 p+p)

**OFFICIAL  
BBC  
STOCKIST**

Cut - price Cassettes  
C12 Data Cassettes 40p each  
£3.50 per 10 (70p p+p)

Attention Local Authorities, Schools, Businesses. As London's largest Acorn dealer we can supply from stock  
all your hardware and software requirements - after - sales servicing guaranteed. Official orders accepted.

**ALL PRICES INCLUDE VAT. FOR FURTHER  
DETAILS AND MAIL ORDER LIST SEND LARGE S.A.E.  
Open Mon - Sat 9am - 6pm. Thurs 9am - 1pm**

**MICROAGE ELECTRONICS**  
135 HALE LANE EDGWARE MIDDLESEX HA8 9QP  
TEL: 01-959 7119 TELEX 881 3241



**Acorn Computers have vacancies for Technical Authors.**

One person is required to take charge of the production of documentation to support Acorn's rapidly increasing range of products.

It is important that the person appointed is familiar with both hardware and software aspects of microcomputer products on the forefront of technology.

For example Acorn Computers currently deliver a Cambridge ring system and are closely involved with National Semiconductors on the implementation of hardware and software systems associated with National's 16032 16 bit microprocessor. It is not essential that the person appointed has a detailed working knowledge of any single area. It is essential however that he or she should be able to exercise effective editorial control of the documentation relating to the whole of the company's product range.

A second vacancy exists for a less experienced person who might well be a school leaver and computer hobbyist. There are excellent prospects for promotion and training within the company and flair is more important than a formal technical background.

Applicants for either post should write in the first instance giving details of their experience and qualifications. Letters should be addressed to:

**John Coll, Manager of Educational Services  
Acorn Computers,  
Fulbourn Road, Cherry Hinton, Cambridge, CB1 4JN**

# ACORN and BBC in the North West



- Computers
- Printers
- Programs
- Games
- Disk Drives
- Upgrades
- Repairs and Service

## northern computers

Churchfield Road  
Frodsham  
Cheshire  
WA6 6RD  
Frodsham  
(0928) 35110

micro computer systems for all applications

Looking for an ACORN dealer in the

## WEST OF SCOTLAND?

then why not visit us?

We have a full range of software by:-

## ACORN SOFT BUG-BYTE PROGRAM POWER

for the ATOM and BBC micros


We also stock RAM chips and can carry out upgrading work to both ATOM and BBC micros.

## PERSONAL COMPUTERS

20 Wellington Square, Ayr.  
Telephone: Ayr 285082.

## OAKLEAF COMPUTERS LTD

Education Hobbyist &  
Small Business Computers



IT'S NOT JUST  
ACORNS THAT  
LOOK BETTER  
ON AN **OAKTREE  
WORKSTATION**

**\*JUST  
RELEASED\*  
£19.95**

THE UNIT SUITS BBC VIC 20  
TRS 80 ZX SPECTRUM ETC.

With a built-in accessory drawer,  
this smart unit turns your setup into a  
professional and business like system. The drawer holds  
up to 50 diskettes or your tape collection and leads etc.

### TWIN USER JOYSTICK INTERFACE - £11.95

Protect the keyboard of your fully expanded  
Atom by interfacing Atari joysticks to it. The joysticks plug  
into the interface which in turn simply plugs into the 64-way  
bus (available at £3.99 inc. if ordered with the unit). Now  
two people can successfully play games or one person  
can have more control over the Atom. Full  
software supplied.

### ATOM LATEST

If Atom have made it, we  
stock it. Disk drives off  
the shelf. Hardware,  
books, printers.  
Phone now. Prices  
always competitive.

### BBC UPGRADES

Full or partial upgrades,  
memories, printers or  
disk interfaces etc. All  
in stock. Prices dropping.  
Phone for quotation.  
All current BBC  
peripherals stocked.



Please send your remittance (+ VAT @ 15%) to:

**121 DUDLEY ROAD GRANTHAM,  
LINCS. NG31 9AD  
TELEPHONE: (0476) 76994**

**ACORN** SPECIALISTS

# Addison-Wesley Computing



A series of quality, reasonably-priced paperbacks created to meet the demands of the microcomputer revolution

## PASCAL FROM BASIC

Peter J Brown, University of Kent

If you're fluent in BASIC and want to go on to PASCAL without starting from scratch again, this is the book for you. Peter Brown explains the development, advantages, and disadvantages of Pascal, illustrating each new idea with an example. He calls it 'a computing book you can read in bed'.

192 pages fully illustrated £5.95 paper

## BASIC AND THE PERSONAL COMPUTER

Thomas A Dwyer and Margot Critchfield

An easy-to-follow introduction to programming in BASIC and extended BASIC for personal computer applications, this book illustrates the great diversity of applications possible on a microcomputer. It is an ideal self-instruction manual for the new user.

438 pages fully illustrated £9.95 paper

## REAL TIME PROGRAMMING -- Neglected Topics

Caxton C Foster

A practical, applied book for experienced programmers, REAL TIME PROGRAMMING provides an original approach to acquiring the skills needed to connect microcomputers to other computer systems and to access their programs.

224 pages fully illustrated £6.95 paper

## THE LITTLE BOOK OF BASIC STYLE: How to Write a Program You Can Read

John M Nevison

Anyone with two hours' programming experience in BASIC can use this book to improve their programming style. It gives nineteen simple rules of style which, once mastered, will reduce the time and practice needed to write better programs.

160 pages fully illustrated £4.95 paper

## Computers in Education

### A PRACTICAL GUIDE TO COMPUTERS IN EDUCATION

Peter Coburn, Peter Kelman, Nancy Roberts, Thomas Snyder, Daniel Watt, and Cheryl Weiner

This concise American book will help teachers in Britain take full advantage of the educational opportunities offered by microcomputers. Spanning all ages, abilities, and subject areas, it is filled with practical tips, recommendations, resources, and actual classroom applications.

192 pages fully illustrated £6.00 paper

## Graphics

### FUNDAMENTALS OF INTERACTIVE COMPUTER GRAPHICS

James D Foley and Andries van Dam

This comprehensive volume is indispensable for anyone seriously involved with computer graphics. With over 500 illustrations, many in full colour, it covers every aspect of

creative graphics – hardware, software, data structure, mathematical manipulation, user interface, and fundamental implementation algorithms.

960 pages fully illustrated £15.95 hard

## Artificial Intelligence

### LISP

Patrick H Winston and Berthold K P Horn

This lucid account demonstrates how symbol manipulation is used in practice. Case studies from many different areas of artificial intelligence illustrate the basic concepts and provide the information needed to go on to further study.

430 pages fully illustrated £7.95 paper

## Networks

### THE CAMBRIDGE DISTRIBUTED COMPUTING SYSTEM

R M Needham and A J Herbert, Cambridge University Computer Laboratory

For those who already have some knowledge of logic and computing system design, this book provides a complete description of one complete network system – the Cambridge Ring. The authors discuss the main design issues, functions and applications.

286 pages fully illustrated £8.50 paper



## Addison-Wesley Computing

Addison-Wesley Publishers Ltd  
53, Bedford Square, London WC1B 3DZ

## ORDER FORM

Please send me the following books. I enclose my cheque for

OR

Please debit my Access/Barclaycard/Visa/Diners Club/American Express Account No.

— Brown/Pascal from BASIC	0 201 13789 5	£5.95
— Coburn/Practical Guide to Computers in Education	0 201 10563 2	£6.00
— Dwyer/BASIC and the Personal Computer	0 201 01589 7	£9.95
— Foley/Fundamentals of Interactive Computer Graphics	0 201 14468 9	£15.95
— Foster/Real Time Programming	0 201 01937 X	£6.95
— Needham/The Cambridge Distributed Computing System	0 201 14092 X	£8.95
— Nevison/The Little Book of BASIC Style	0 201 05247 4	£4.95
— Winston/LISP	0 201 08329 9	£7.95

Name

Address

Signature  Date




Addison-Wesley Computing  
53, Bedford Square, London WC1B 3DZ

PROGRAM POWER PROGRAM POWER

# Quality Acorn ATOM & BBC MICRO SOFTWARE from

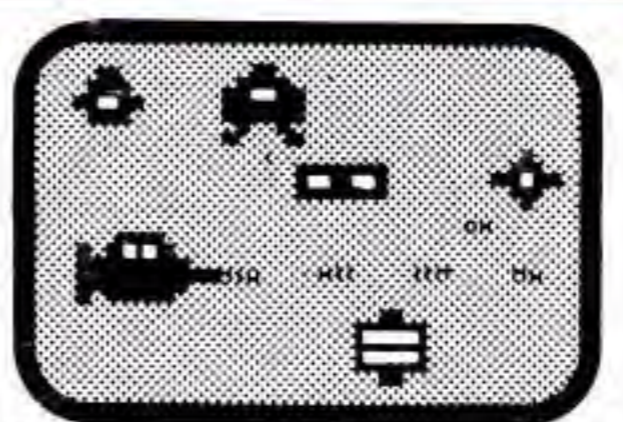
# PROGRAM POWER




**CHESS (12K)**  
Improved graphics, plays black or white, mid game level changes, look ahead up to 8 moves, offensive, normal & defensive play, 10 sub levels, castling, 'en passant' by player, Rejects illegal moves, Take back moves & action replay with take over. Set up problem games. **£7.95**



**AIR ATTACK**  
Command an East Coast anti-aircraft battery. Destroy enemy fighters, bombers and doodle-bugs. Ingenious graphics depict planes approaching, veering and flying off. Search the sky and scan the landscape through 360 degs. **GOOD SOUND, GREAT ENTERTAINMENT** **£7.95**



**SPACE FIGHTER (6K + 3Kgr)**  
Super High speed 'Defender' game. 5 types of intelligent aliens. Repeating laser cannon, smart bombs, hi-score, rankings, bonus points, 6 skill levels. Exciting sound effects. **£7.95**



**COWBOY SHOOT-OUT (12K)**  
Full feature, two player, arcade shooting game. Cactus plants, wagons, animated cowboys. Superb graphics and sound **£6.95**

## PROGRAMMER'S TOOLBOX

(PACKED 4K EPROM) **£24.50**

- ★ 1200 BAUD CASSETTE OPERATING SYSTEM
- ★ VISIBLE LOAD & SAVE

● TRACE (X)	READ	ON ERROR	HEX
● LTRACE	DATA	RENUMBER X, Y	IHEX
● STEP	RESTORE	AUTO X, Y	OFF
FIND	ELSE	CURSOR X, Y	VECTOR
VAR	WHILE	BEEP X, Y	ZERO
LVAR	ENDWHILE	KEY X	POP
DELETE X, Y DUMP		INKEY \$X	STOP

(● VIA chip required)  
Suitable for any memory size.  
Greatly enhances ATOM existing facilities

**1000**  
ATOM USERS  
CAN'T BE  
WRONG!

Now available from many Atom Dealers.

**ROM SELECTOR BOARD**

Suffering from congestion? (PROGRAMMER'S TOOLBOX, WORD PROCESSOR etc.) Switch between up to 4 ROMS located at Hex A000. Assembled and tested unit with compact, professionally produced PCB and good quality components. Fits easily into the Utility Socket (IC 24). **Only £19.50**

## BBC MICRO

MODEL A or B

- **CHESS**  
High quality chess game with castling, 'en passant', play black or white, rejection of illegal moves and 6 levels of play. Set up problem games. **£7.95**
- **STARTREK**  
Full feature version of the classic battle against the Klingons. All the usual features - phasers, photon torpedoes, long and short range scans, 'on-board' computer - together with sound effects and 'real-time' torpedo battles. **£7.95**
- **MUNCHYMAN**  
Colourful and highly entertaining version of this popular arcade game. Munch your way to a high score, before the 'munchers' devour you. Reverse roles by munching the stars. The more you score, the harder the game gets. **£5.95**
- **GOMOKU**  
Well presented board game, written in Basic and m/c code. The objective is to be first to get five counters in a row. The computer plays a tough game and is very hard to beat, especially when making first move. **£3.95**
- **DISASSEMBLER**  
Relocatable program. Lists object code and assembler mnemonics, from any specified address. Stop and restart the listing, page mode option, ASCII symbol and printer output options. **£5.95**
- **MODEL B ONLY**
- **SPACE MAZE**  
You have crash landed in the legendary labyrinth of Titan, inhabited by alien monsters known as 'Froogs'. Find your way out to the 'Transmat' probe before being cornered and eaten. 8 skill levels and 3D colour graphics. **£5.95**

**BBC**

**Special Offer**

WRITTEN ANY PROGRAMS!  
WE PAY 20% ROYALTIES  
FOR ATOM, NASCOM &  
BBC MICRO PROGRAMS

ORDER BEFORE 31st AUGUST AND SAVE £££'s

We are giving Fabulous discounts on all our BBC MICRO Programs IF YOU BUY NOW.

CHESS (£7.95) now **£4.95**  
 STARTREK (£7.95) now **£4.95** MUNCHYMAN, DISASSEMBLER & SPACE MAZE (£5.95): Now **£3.95** GOMOKU (£3.95) now **£2.95**

## Adventure

ALL THE EXCITEMENT, INTRIGUE AND FRUSTRATION OF A MAIN-FRAME ADVENTURE! **12K**

Explore the tortuous forests, dark caverns & castle dungeons. Beware the maze of twisting tunnels and the desert wastelands. Outwit the predators. Rescue the PRINCESS and carry off the treasures.

Great skill & imagination are required to play this excellent game & you may still never exhaust all the possibilities. By devising methods of condensing messages, the author has been able to include many features which would otherwise be available only on much larger computers. Start your adventure now - **£7.95**



**ATOM SPECIAL OFFER**

Deduct **£1** per cassette when ordering two or more.

Please add 55p order P & P + VAT at 15% **PROGRAM POWER**  
5 Wensley Road  
Leeds LS7 2LX  
Tel. [0532] 683186

PROGRAM POWER PROGRAM POWER