

TopModel  
review part 2

The best-selling RISC OS magazine in the world

# ACORN USER

## Digital Cameras


Say goodbye to  
film forever

### Plus

- Noticeboard Pro
- Composition
- VNC on RISC OS
- Photodesk plug-ins

**NO DISC  
THIS MONTH!**

See page 19  
for more details

 **tau**  
PRESS 9 770263 745116

ISSUE 214 DECEMBER 1999 £4.20

12 >



Acorn User Awards 1995  
Best product  
runner up - PublishART



Acorn User Awards 1996  
Best network software  
runner up - SerialNET

# iSV Products

Tel 01344 455769 email atimbrell@aol.com

http://members.aol.com/isvproduct/



Acorn User Awards 1995  
Best business software  
runner up - TableCalc



Acorn User Awards 1997  
Best graphics software  
Winner - DrawWorks2

# DrawWORKS Millennium

Designed for the real world  
© ISV products 1999

## Isn't it about time you got a DECENT graphics package?

The screenshot displays the DrawWorks Millennium software interface. It features a top toolbar with icons for various drawing and editing tools. The main workspace shows a large, stylized 'DrawWORKS Millennium' logo. Several tool palettes are open, including:
 

- Tinting tool:** Allows adjusting the tint of original colours (set to 64% here).
- Object bring tool:** For adjusting object positions.
- CMYK balance tool:** For adjusting the balance of Cyan, Magenta, and Yellow.
- RGB balance tool:** For adjusting the balance of Red, Green, and Blue.
- Contrast tool:** For adjusting the contrast of selected objects.
- Brightness tool:** For adjusting the brightness of selected objects.
- CMYK Separator:** For separating the CMYK components.
- Text style information:** Shows details for the selected text style (Sans Body).

 A 'Typography 2100' sidebar is visible on the left, listing various font styles like DECORATIVE, DIGITAL, and GOTHIC. The bottom of the interface shows a preview window with a grid and a list of contents for the software package.

"...the best software...excellent...really makes a complete package...this is the right purchase." Acorn User

"...a Vantage beater..."  
Christopher Jarman

"...the best new CD-ROM for RISC OS that I've seen for a very long time...extremely useful...this is the company's best value product to date. Buy it without hesitation." Risc User

"...convenient and user friendly...very effective...superb value for money."  
Acorn Publisher

**CONTENTS:**

- DrawWorks bitmaps/vector graphics package
- Mr Clippy clip art manager
- Over 1000 pieces of high quality clip art
- Over 2100 superb outline fonts
- Dr Fenty font editor
- VIVID Graphics enhancers

**iSV Products**

**DrawWORKS Millennium**  
Designed for the real world  
© ISV products 1999

**PURPOSE:**  
graphic design & illustration

DrawWorks Vector/Bitmap graphics package  
Over 2100 superb outline fonts  
Over 1000 pieces of high quality clip art  
Mr Clippy clip art manager  
Dr Fenty font editor with PG expert  
Over 42000 of applications & resources

Over £75 worth of software for only  
**£61.50**

Single user version **£61.50**  
Site licence version **£121.50**

Upgrade from DrawWorks Designer **£31.50**  
Upgrade from DrawWorks SE **£46.50**

Upgrade from Typography 2100 **£31.50**  
Upgrade from Mr Clippy **£31.50**

All quoted prices (unless stated) are for single users versions only. Special offers relate to single user versions only.

Overseas orders please add £2.00 carriage  
All details correct at the time of going to press E&OE  
NDT & Typography are trademarks of iSV Products. All other trademarks are acknowledged  
This advert was produced using NDT fonts and DrawWorks Millennium



iSV Products  
86 Turnberry • Home Farm  
Bracknell • Berks • RG12 8ZH  
Tel 01344 455769

December 1999

# ACORN USER

## Hands on

**74 Run the Risc**  
Mike cooks up a relaxing hardware project this month

**76 Rambles**  
The beardy-fella's on hand to help out with any of your computer questions

## Features

**48 VNC**  
Complicated stuff, but you can use your machine from anywhere

## Regulars

**6 News**  
All the latest on what's happening in and around the RISC OS world

**13 Comms**  
Gimmicks from free ISPs; getting thumbnails onto Web pages; fruity software

**15 Graphics page**  
Using digital stock photography from the Web plus news on PCA, the new challenger for OLE's title

**16 Public domain**  
Desktop themes and utilities, checking your site links and chopping up images for the Web

**19 Cover disc**  
No disc? DON'T PANIC - turn to page 19 to find out what's going on

**35 Game show**  
A look at a few of the games whose StrongARM patches are on the Acorn User Website, plus the latest news

**78 Subscriptions**  
Get every issue of *Acorn User* delivered to your door and the back issues

**81 Letters**  
Our readers have their say in the Letters page

**82 The Regan Files**  
Interviewing Tomislav Simnett in his houseboat on the Thames

## Reviews

**20 Digital Cameras**  
Alasdair Bailey reviews three cameras and the supporting RISC OS software

**24 Noticeboard Pro**  
Paul Vigay takes a good look at this able piece of presentation software

**29 Composition**  
Is this the most flexible bit-map collage creator in the world?

**32 Graphic Equaliser**  
Mike Cook and his rock 'n' roll son put this Risc PC based graphic equaliser to the test

**47 Psion 5mx**  
Ian Burley takes a gander at the new improved Psion series 5

**50 Photodesk Plugins**  
Nick van der Walle reviews a product which he wouldn't give up "for love nor money"

**54 TopModel2**  
Max Palmer rounds off his two part review of Sincronia's superb 3D modelling package

**64 Ancestor+**  
Now you can store all your ancestors on your computer

## Education

**73 Education news**  
Pam Turnbull lets us know what's new in the world of education

**68 Education reviews**  
Keywords for the living world and more on basic number work

### Next month

RISC OS '99 Show Report, ArtWorks plug-ins, ParaFS, Internet data logging and on-the-fly gif creation, digital projection, and a beginners guide to Draw.

Christmas issue on sale 25th November

Published by



Media House, Adlington Park, Macclesfield SK10 4NP  
e-mail enquiries@acornuser.com  
http://www.acornuser.com/  
Tel: (01625) 878888 Fax: (01625) 859808  
Printed by The Manson Group Ltd, St Albans

Editor Steve Turnbull  
Deputy Editor Dunstan Orchard  
Production Manager Alan Jones  
Art Editor Anthony Broughton

#### Contributors

Alasdair Bailey, Walter Briggs, Ian Burley, Mike Cook, David Dade, Andrew Green, Ben Oliviere, Max Palmer, Jill Regan, Pam Turnbull, Nick van der Walle, Paul Vigay

Account Manager David Bradforth  
Ad Production Dunstan Orchard  
Finance Manager Charlie Moran  
Subscription Manager Richard Siggee  
Circulation Director Darren Whiteman  
Distribution COMAG (01895) 444055  
Managing Director Steve Turnbull

#### Subscriptions:

0870 6060424

E-mail: [subscrip@acornuser.com](mailto:subscrip@acornuser.com)

13 issue subscription rate: £45.99 (UK),  
£51.99 (EU), £65.99 (World)

Acorn User is available as special from the  
Talking Newspapers Association UK

© 1999 Tau Press Ltd

No material may be reproduced in whole or in part without written permission. While every care is taken, the publishers cannot be held legally responsible for any errors in articles, listings or advertisements and the views of contributors do not necessarily reflect the views of the publishers.

Internet services provided by Argonnet, [www.argonnet.co.uk](http://www.argonnet.co.uk)

Free ads.....Page 60  
Advertisers' Index.....Page 70  
Contact us.....Page 70  
Back issues.....Page 78  
Subscriptions.....Page 78






# Photo printer stakes

Canon has just launched revised BJC-5000 and 6000-series ink-jet printer models. The new A3-capable BJC-5100 and A4 6100 are faster than before and print quality improvements, in the 6100 in particular with its tweaked 1440x720 dpi print head, suggest it could be a justifiable alternative to Epson's all-conquering Stylus Photo on photo-quality alone.

The rather disappointing BJC-7100, with its complicated PPOP plain paper optimising system, remains on Canon's catalogue for the time being,



BJC-5100

but despite being positioned as its photo printing contender, print samples we've seen from the 6100 are decidedly superior – on photo paper at least. For mono printing, the 6100 is capable of delivering text documents at a rate of up to ten pages a minute.

Canon is also persevering with its snap-in 300dpi scanner head, which swaps out the print head. At the much reduced price, it's now a more realistic proposition compared to a dedicated scanner. The 6100, which is now being assembled at Canon's Glenrothes plant in Scotland, also gets a USB port, the first for a Canon ink-jet printer.

Another notable feature of the 6100

is its use of separate ink-tanks for each individual ink colour, which Canon says will reduce waste and print costs. Most current ink-jet printers force users to throw away un-used ink when one colour is used up as the other colours are contained in one tank.

Oddly enough, Canon is revisiting the multiple tanks first pioneered in its BJC-600 model line about six years ago. The company adds that many of its future model releases will adopt multiple tank systems as well. Canon is also working to commence ink tank production in Glenrothes next year. Please note, RISC OS compatibility with the new BJC 5100 and 6100 was not confirmed at the time of printing. Please check compatibility before buying.



BJC-6100

## Subscription gifts

All subscribers who had been expecting the latest batch of *Acorn User* subscriptions gifts should, by the time this is published, have received them. If you think you haven't, contact Richard Siggee at [subscrip@acornuser.com](mailto:subscrip@acornuser.com) for advice. (If you ring you will receive a re-direction message to the new phone number.)

# Castle's ISDN bargains

A very sad item of news, recently, was the demise of PMC Consumer Electronics based in Shipley, West-Yorkshire, which manufactured modems under the familiar Pace brand. PMC grew out of its famous parent company, Pace Micro-electronics, several years ago as a management buy-out, leaving Pace to concentrate on TV set-top boxes and digital TV products. Indeed, Pace recently acquired what was left of the old Acorn business after Element-14 was created.

This was to strengthen its broadband networking expertise, an area Acorn had invested in heavily

in terms of research and development.

The Pace brand has been a familiar name in modems since the early '80s, but the market has become perilously cut-throat in recent years. Diversification into PC peripherals like TV tuners and graphics cards wasn't enough to save PMC. Despite the passing of PMC, some of us at least can benefit from bargain clearance stock.

Castle Technology has secured a supply of PMC's Pace ISDN Pro terminal adapters and is offering them for the very attractive price of £99 including VAT and delivery. The

product was previously on sale for as much as £149+VAT. Castle is also throwing in a free trial offer for the Argonet Internet service, which is tailored especially for the Acorn community.

The Pace ISDN TA has all the usual ISDN features, including multilink PPP for aggregating two 64 kilobit channels to enable a 128 kilobit throughput (16K bytes/second or around a megabyte a minute).

For more information, check Castle's Website at <http://www.castle.org.uk>, or phone 01728 723 200.

# Photo printer stakes

Canon has just launched revised BJC-5000 and 6000-series ink-jet printer models. The new A3-capable BJC-5100 and A4 6100 are faster than before and print quality improvements, in the 6100 in particular with its tweaked 1440x720 dpi print head, suggest it could be a justifiable alternative to Epson's all-conquering Stylus Photo on photo-quality alone.

The rather disappointing BJC-7100, with its complicated PPOP plain paper optimising system, remains on Canon's catalogue for the time being,



BJC-5100

but despite being positioned as its photo printing contender, print samples we've seen from the 6100 are decidedly superior – on photo paper at least. For mono printing, the 6100 is capable of delivering text documents at a rate of up to ten pages a minute.

Canon is also persevering with its snap-in 300dpi scanner head, which swaps out the print head. At the much reduced price, it's now a more realistic proposition compared to a dedicated scanner. The 6100, which is now being assembled at Canon's Glenrothes plant in Scotland, also gets a USB port, the first for a Canon ink-jet printer.

Another notable feature of the 6100

is its use of separate ink-tanks for each individual ink colour, which Canon says will reduce waste and print costs. Most current ink-jet printers force users to throw away un-used ink when one colour is used up as the other colours are contained in one tank.

Oddly enough, Canon is revisiting the multiple tanks first pioneered in its BJC-600 model line about six years ago. The company adds that many of its future model releases will adopt multiple tank systems as well. Canon is also working to commence ink tank production in Glenrothes next year. Please note, RISC OS compatibility with the new BJC 5100 and 6100 was not confirmed at the time of printing. Please check compatibility before buying.



BJC-6100

## Subscription gifts

All subscribers who had been expecting the latest batch of *Acorn User* subscriptions gifts should, by the time this is published, have received them. If you think you haven't, contact Richard Siggee at [subscrip@acornuser.com](mailto:subscrip@acornuser.com) for advice. (If you ring you will receive a re-direction message to the new phone number.)

# Castle's ISDN bargains

A very sad item of news, recently, was the demise of PMC Consumer Electronics based in Shipley, West-Yorkshire, which manufactured modems under the familiar Pace brand. PMC grew out of its famous parent company, Pace Micro-electronics, several years ago as a management buy-out, leaving Pace to concentrate on TV set-top boxes and digital TV products. Indeed, Pace recently acquired what was left of the old Acorn business after Element-14 was created.

This was to strengthen its broadband networking expertise, an area Acorn had invested in heavily

in terms of research and development.

The Pace brand has been a familiar name in modems since the early '80s, but the market has become perilously cut-throat in recent years. Diversification into PC peripherals like TV tuners and graphics cards wasn't enough to save PMC. Despite the passing of PMC, some of us at least can benefit from bargain clearance stock.

Castle Technology has secured a supply of PMC's Pace ISDN Pro terminal adapters and is offering them for the very attractive price of £99 including VAT and delivery. The

product was previously on sale for as much as £149+VAT. Castle is also throwing in a free trial offer for the Argonet Internet service, which is tailored especially for the Acorn community.

The Pace ISDN TA has all the usual ISDN features, including multilink PPP for aggregating two 64 kilobit channels to enable a 128 kilobit throughput (16K bytes/second or around a megabyte a minute).

For more information, check Castle's Website at <http://www.castle.org.uk>, or phone 01728 723 200.

## Digital camera news

Dorset-based RISC OS imaging specialists, Spacotech, have introduced some interesting new digital cameras and reduced the prices of some older favourites. The compact new 190g Olympus C-21 is priced £699.99. It sports a tiny, yet extremely robust aluminium alloy casing



and despite its size is easy to use and packs a 2.1 million pixel 1/2in CCD chip – currently the best resolution in the consumer digital camera market – to deliver 1600x1200 resolution images. It also sports TTL focusing and light, metering.


Meanwhile, the best-selling mid-priced Olympus C-900 ZOOM has been superseded by the new C-920 ZOOM. Improvements include manual ISO sensitivity adjustment and a 4.5cm TFT display which now has a wider viewing angle. It also has increased memory for faster image saving and continuous shooting for all quality settings. Its 1.3 megapixel resolution provides 1280 pixel wide images.



Spacotech are introducing the new model at the same price as the out-going version.

Olympus' entry level digital camera, the C-830L, has a similar resolution to the C-920 ZOOM, but doesn't have some of the newer model's extra features, like continuous shooting and an optical zoom lens. It's still a value contender at £349.99 and Spacotech also throw in a colour filter.

Olympus' current flagship consumer digital camera is the C-2000 ZOOM which is now available from Spacotech at £649.99. Like the compact C21, it has a high resolution 2.1 million pixel 1/2in CCD but adds a formidable 3x optical zoom lens. For photo enthusiasts, the C-2000 ZOOM also has a wide range of manual settings, plus external flash synchronisation.



For further information contact: Spacotech Ltd. at <http://www.spacotech.co.uk>, tel: 01305 822753, fax: 01305 860483, or e-mail: [chris@spacotech.co.uk](mailto:chris@spacotech.co.uk)

## Attention all Linux fans

Keith Gaughan, from Aclare, Co. Sligo in Ireland, has contacted us to point out that he has started a project similar to the Linux Open Documentation Project by the name of Bibliotech. Full information is on the Web at [http://members.xoom.com/dlm\\_design/bibliotech/](http://members.xoom.com/dlm_design/bibliotech/) and submissions should be made via [kgaughan@geocities.com](mailto:kgaughan@geocities.com).

It had been pre-announced on Acorn newsgroups in the summer, but a technical problem involving Keith's college mail server meant that earlier submissions were lost. He would be very grateful if everyone who has sent submissions re-send them.

## Tau Press on the move

After ten years as a hub of Acorn magazine production Media House is to be finally vacated. While IDG Media (previous owner of *Acorn User*) has been bought by Paragon Publishing and Europress (who owned *Acorn User* before that) has gone to Hasbro, the current publisher Tau Press is moving a few miles north of the Macclesfield address into Stockport.

As the magazine went to press negotiations were almost complete to move the business into the same building as Desktop Projects – the Stockport-based Acorn dealer.

Steve Turnbull, MD of Tau Press, said: "Since taking over *Acorn User* we had been planning to move and the opportunity to go to the Heapriding Business Park is ideal. Not only will we be right next to Desktop Projects, but our subscription mailing house is also just across the way.

"The old green field site was very nice (except when the wind was from the pig farm) but now we'll have the advantage of being easy to get to by road, rail, bus or even plane."

The move will happen just before the RISC OS '99 show – just as this magazine is hitting the streets. All telephone lines will change (the old lines will be re-directed) but the e-mail addresses will remain the same.







# THE DATA STORE


Serving the RISC OS community

## Authorised Installer

The first major event of the post-Acorn world, RISC OS 4 is now shipping. Compatible with RiscPC and A7000(+), it provides a whole host of improvements for the new millennium plus great new bundled software! Stand up and be counted as a supporter of our favourite operating system – place your order today!

### £116.33

plus £25 fitting and data transfer if required



## SIBELIUS

THE MUSIC NOTATION SOFTWARE

The Data Store now provides the official Customer Support service for Sibelius Acorn programs.

To celebrate this, we've reduced the price of Sibelius 7 and we're offering one year's technical support free with every copy sold up to 30th September.

Our specially priced PCs for Acorn Sibelius users moving to Sibelius for Windows are still available. Please call for details.

Junior Sibelius! . . . . .	£ 55.00
Sibelius 6 . . . . .	£105.00
Sibelius 7 Student . . . . .	£320.00
Sibelius 7 . . . . .	£525.00
Optical Manuscript . . . . .	£275.00
Sibelius for Windows/Mac . . . . .	£595.00



We stock copies of Acorn User and have various back issues dating from April 1998 onwards priced £3.95 or £4.20. Please contact us for availability.

## FONTFX



Just a few examples of the effects that FontFX 6 can produce...

**FONTFX** **FONTFX VERSION 6**  
Border effect      Grow and shrink feature

## FONTFX

User-definable shadow length and direction

**FONTFX**  
Rainbow fill option

**FONTFX**  
3D shadow effect

For further details or to download FontFX Lite, please visit our web site

**£31.95 inc. VAT and postage**  
Site licenses and upgrades available  
Please phone for details

Connected to the Net?

Then why not visit us online?

## THE DATA STORE *Online*

Company information, directions to our showroom, contact details, information on the range of Data Store Software, online price lists, downloads, Sibelius Software information and lots more...

POINT YOUR BROWSER TO...

<http://www.datstore.demon.co.uk/>

6 CHATTERTON ROAD BROMLEY KENT BR2 9QN

Telephone (020-8) 460 8991 • Facsimile (020-8) 313 0400

Web <http://www.datstore.demon.co.uk/>

Email [info@datstore.demon.co.uk](mailto:info@datstore.demon.co.uk)

(all prices in this advertisement are inclusive of VAT at 17.5%)

THE DATA STORE  
microcomputers



# StrongARM upgrade service

Memory and processor specialists, Simtec, report they have received a lot of enquiries about modifying StrongARM cards from users wanting either a faster 233MHz part or to upgrade to a Rev T device. Therefore, Simtec has launched a service to meet this demand.

For £100 inc. VAT and UK postage, Simtec will send you a suitable postage box with anti-static packing and a static-strap for you to safely remove (and reinstall) your card and post it to Simtec. On receipt, Simtec will test the card, change the chip to a rev-T 233MHz device and, on 200MHz cards, make the necessary modifications and component changes to run the processor at approximately 233MHz. The card will also be tested before being returned.

Simtec aims to turn orders around the same day. UK postage is included as First Class Recorded. An extra £3 is required for registered post. Contact Simtec directly if you are based out of the UK. Simtec provides a six month guarantee for the upgrade.

Simtec very openly warns potential customers that because the process requires changing the processor and, thereby, the characteristics of the card, they point out that on some 'marginal' systems, like those with PC cards, and those that have already required adjustment, there is a small risk that the system will require retuning.

Simtec ensures that the customer's original card is

returned, but re-tuning work is not included in the upgrade price. Contact Simtec at: Simtec Electronics, Avondale Dr, Tarleton, Preston, Lancs, PR4 6AX, tel: 01772 812863, fax: 01772 816426, or e-mail: [info@simtec.demon.co.uk](mailto:info@simtec.demon.co.uk)

## ARM works with Microsoft

Apart from the fact that you can now buy StrongARM-based Windows CE machines, the increasing importance of ARM hardware to Microsoft has been recently demonstrated by a joint project which involved the two companies in optimising ARM-specific support for Microsoft's Windows Media Audio standard.

Driven by chip manufacturer demand for ARM-powered digital audio products with Windows Media Audio support, the ARM implementation is the first embedded processor-specific Windows Media Support. ARM and Microsoft were able to decrease power consumption and memory requirements by a factor of four, resulting in reduced system costs for digital audio devices running the Windows Media Audio file format and codec on ARM cores.

With the availability of Windows Media Audio for ARM, manufacturers of ARM core-based products can now provide CD-quality audio at twice the download speed and half the storage space of some competing audio formats, especially valuable as witnessed by the rapidly growing Internet music industry. Cirrus Logic will be among the first to implement the new audio standard in its range of embedded ARM solutions.

Meanwhile, ARM has announced joint development work with Ericsson on developing Bluetooth support for mobile phones. Bluetooth is an industry-wide standard for cable-banishing wireless short distance communications. Bluetooth is closely associated with the Symbian mobile operating system group, of which Ericsson is a member. Symbian is currently dedicated to the ARM platform. Finally, ARM has announced that 3Com, perhaps the largest player in the networking world, will implement ARM embedded cores in its next-generation networking cards.

## Hidden invaders!

Robert Purchase ([u8rp@dcs.shef.ac.uk](mailto:u8rp@dcs.shef.ac.uk)) has found there is a space invaders game in RISC OS 4 hidden in the module *IRQutils*.

To activate it, use the following BASIC command: `SYS"OS_Module",2,"IRQutils"`. These amusements aren't that unusual in the software world.

Microsoft's voluminous *Office '97* suite even hid a comprehensive flight simulation type program. The question is, was Bill Gates amused?

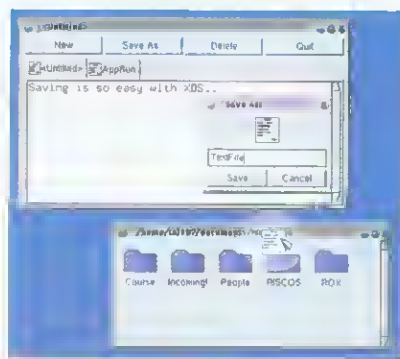


## RISC O-X?

Thomas Leonard, a 3rd year computer science student at Southampton University, has announced the ROX desktop, a project which aims to provide a RISC OS style GUI on Unix/Linux machines. Leonard reports that the Filer code is mostly finished and the desktop already supports drag-and-drop loading and saving, application directories and an

iconbar. You can download the core components (filer, session manager and text editor). Now Leonard is in need of some user-feedback. You need access to a Unix or Linux machine, but root access is not required.

The ROX homepage is at: <http://www.ecs.soton.ac.uk/~tal197/ROX/index.html> Thomas Leonard can be contacted at: [tal197@ecs.soton.ac.uk](mailto:tal197@ecs.soton.ac.uk)



# London to follow Manchester?

As the legend goes, on 18th July 1997, Tommy Lowe wrote to the comp.sys.acorn.misc newsgroup asking if anyone might be interested in the possibility of joining a new Manchester Acorn user group. He felt that twenty interested parties would be a reasonable critical mass. Over two years later, the Manchester Acorn User Group (MAUG) has 150 members and is the UK's largest regional RISC OS user group. Its dozen-strong committee includes dealers, developers, students, teachers and enthusiasts from the north-west's thriving RISC OS community.

The bad news is that Tommy Lowe has, along with some other notable MAUG founding members,

succumbed to the lure of career opportunities down south. The good news is that there are now proposals to emulate the success of MAUG in London. Their plan is for a smaller and more informal meeting arrangement, moving around the area and even including lunchtime get-togethers if warranted.

An informal initial meeting was scheduled to have taken place by now and hopefully the seed has been sown for the new London RISC OS User Group or suchlike. If you are interested in joining in too, e-mail [dgs@argonet.co.uk](mailto:dgs@argonet.co.uk) for more information.

Manchester Acorn User Group - <http://www.acorn.manchester.ac.uk/>

## In brief

### Sail safely with RISC OS

Stuart Nundy spotted a novel use for a Risc PC, recently. A BBC 9 O'Clock News item on Friday, 17th September, covering the use of aircraft-style in-flight black box recorders for commercial shipping, like ferries, showed a Risc PC monitoring a prototype black box fitted to the *Pride of Portsmouth* ferry. With Windows' worrying reliability level, perhaps we shouldn't be surprised to find a Risc PC being employed to monitor a critical task such as this. If you have seen any other out of the ordinary Acorn/RISC OS applications, let us know.

### Contacting RiscCAD

David Buck would like to remind everyone interested in the RiscCAD package that from 8th October 1999, correspondence should be addressed to him at a new address: 33 Cromwell Crescent, Pontefract, West Yorkshire, WF8 2EG. In fact, by the time you read this, forwarding from the old address will have ceased. Alternatively, you can e-mail: [david.buck@freeuk.com](mailto:david.buck@freeuk.com).

### Acorn's FTP site closes

Considering the fact that Acorn as an operating company no longer exists, this news is perhaps more surprising for its lateness than for its actuality. Since Friday 24th September, the Acorn FTP site (<ftp.acorn.co.uk>) has no longer been available. Pace Micro Technology, who acquired the remnants of Acorn Computers earlier in the year, kindly continued to host the Acorn FTP site June. However, Pace did not acquire [acorn.co.uk](http://acorn.co.uk) and [acorn.com](http://acorn.com) domains.

Clearly, the Acorn FTP site was living on borrowed time provided by Pace. Indeed its use has reduced over time to very low levels and most of its contents aren't very recent. However, there is a sentimental and historical archive value in the site and *Acorn User* have distributed snapshots of its site content on cover CD-ROMs, so it lives on in a sense.

# Sub-licensing RISC OS 4

RISCOS Ltd has issued a statement declaring their delight that negotiations with several sub-licensees for RISC OS 4 are nearing a successful conclusion: "The Board of RISCOS Ltd has established a pricing schedule that balances the development costs, past and future, of this high quality product with the needs of sub-licensees to be able to achieve competitive pricing. The schedule includes a progressive scale of discounts to reward those sub-licensees who are prepared to commit to volume purchases and which avoids subsidising individual equipment manufacturers at the expense of others.

"RISCOS Ltd is committed to carrying the operating system forward into the new Millennium as a cutting edge product for ARM-based systems. We have already commenced work on hardware, VIDC and IOMD independence, the ability to run in 32-bit mode and are adding new features to the OS." Paul Middleton, RISCOS Ltd's Managing Director added: "I am

delighted that sub-licensees have recognised the increased speed, stability and features that RISC OS 4 brings. This new operating system complements perfectly the advanced technology being incorporated in the new generation of RISCOS computers that will soon be launched."

## Acorn Southwest Show

The Acorn Southwest Show will once again be taking place, on Saturday 19th February 2000 at The Webbington Hotel, Loxton, nr Axbridge, North Somerset.

The show is supported by Bristol Acorn Risc User Group. The doors open at 10am and close at 4.30pm. Entry will cost £2 for adults, £1 for ARM Club/RISC OS Foundation members, while children under 16 are can enter free if accompanied by an adult. For information about the show: tel/fax: 01935 413170, e-mail: [acornshow@argonet.co.uk](mailto:acornshow@argonet.co.uk), or browse: <http://www.argonet.co.uk/acornshow>

## Internet ready computers!

*Plug in, turn on, connect and surf!*

CJE Micro's can now supply you a ready to roll Internet solution. The internet software is installed and set up with a free Internet service provider. Up to five email addresses and 15MB of web space.

**A7000+ 32MB, HD, 14" Monitor  
& Internet Pack £850**

**RiscPC 32MB, HD, CD, 15" Monitor  
& Internet Pack £1300**

Internet Systems built to your specifications.

Internet pack consists of Modem, ANT Suite installed and set up with free Internet access.  
(Telephone calls at local rate.)

## Free Internet!

For existing RISC OS users we can register you with a free Internet account, provide the ANT Suite log on script and instructions.

(Telephone calls at local rate.)

**5 email addresses & 15MB web space.**

**Simple painless instructions**

**Connection Pack Includes:-**

Registration, with free Internet Service Provider.  
script disc for Ant Suite and instructions.

Connection Pack	£15
With the ANT suite	£120
With ANT suite and modem	£195

All prices include VAT & UK delivery

### Second Hand RiscPCs

600s from £480, StrongARM from £700  
(when available)

**A7000s From £350**

A7000+ 'Foundation' or 'Extreme' £700

### StrongARM Upgrades

Revision 'T'  
Now available

**£292**

### RiscOS 4 £120

**Fitting & HD reformatting Service**

£25 or £15 with New Hard Drive

Courier collection & return also available.

Plustek OpticPro A4 1200x600 inc. Acorn S/W **£140** (with Slide unit **£180**)

PC Card **5x86** 133MHz 512k Cache **£225**

**5x86** With Part exchange:- **£90** CJE586 128k, £125 Acorn 586 & £170 DX2/66

**IIYAMA 17" Visionmaster Pro 0.25mm ag £350**

32 Speed IDE CD ROM Drive £60

**CD ReWriter SCSI Yamaha 4416 with S/W (needs SCSI interface) £320**

Acorn C++ **HALF PRICE** £125

100MB Zip Drives from £85, 56K V90 Modem £80

**10.2GB IDE Hard Disc £135 25GB IDE Hard Disc £280**

**250MB Zip Drive SCSI Ext. £185, Printer Port version with S/W £215, Int. IDE £165**

**9.1GB SCSI Hard Disc £290 18.2GB SCSI Hard Disc £680**

**Acorn Access+ Interfaces RiscPC NIC 10b2&T £110, 10b2 only £80**

**DRAM S1MMs for RiscPCs 32Mb £60, 64Mb £95 & 128Mb £200**

S/H Acorn  
A4  
£550



All prices **INCLUDE** VAT @ 17.5%

& Delivery. Official Orders Welcome E&OE

Prices subject to change & stock.

CJEV35

Tel 01903 523222 Fax 01903 523679 sales@cje.co.uk <http://www.cje.co.uk>

CJE Micro's  
78 Brighton Road  
Worthing  
West Sussex  
BN11 2EN

# Name that domain

Free ISPs, Internet Service Providers offering free dial-up access, e-mail and Web space, are now so numerous that ever more attractive features are being devised to ensnare customers. Limited duration weekend unmetered calls on an 0800 number are offered by companies such as IC24 (<http://www.ic24.co.uk/>) while Screaming.net (<http://www.screaming.net/>) requires you to change your telephone service provider to get free local evening and weekend calls to its servers.

Totalise (<http://www.totalise.net/>) give you free shares in the company, free telephone support and Web access to your Totalise e-mail address. freenetname Ltd is one of several companies offering free connection, e-mail, Web space, free



Minutes away from your own domain

phone support and a free Domain Name registration. With freenetname you also get free DNS hosting with unlimited address e-mail and Web forwarding to your own exclusive co.uk or org.uk domain name, adding kudos and credibility to your Internet presence.

Domain name registration with Nominet normally costs £94 inc VAT for two years, and DNS hosting, e-mail and Web forwarding – the cross-translation of e-mail and Web page addresses to machine IP numbers – usually incur extra charges. freenetname gives you all these free, and expects to recover the costs from the local-rate telephone call revenue and make a profit as well. For this reason, you must use their dial-in number to send and receive e-mail, and to upload pages to your domain's 20Mb Web space.

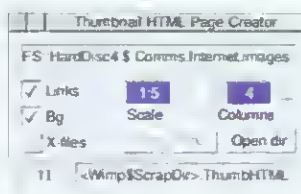
One advantage for Acorn users is that you can sign up online for all these freenetname goodies without Windows or Internet Explorer. I was able to open a freenetname account and register a nice domain name using my Risc PC and ANT's JavaScript Fresco version 2.03 with SSL. I spoke to a freenetname technical support advisor who recognised the Acorn brand, as he'd used BBC Micros all the way through school. Get your domain while you can from <http://www.freenetname.co.uk>.

## Thumbs up for Web images

ThumbHTML by John M. Jakobsson creates an HTML page of small thumbnail pictures from a directory of Web image files. The desktop program uses Acorn's *ChangeFSI* to make small JPEG copies of your original GIF and JPEG images, and creates a tabulated HTML page to display them on your Browser. You'll need version 1.15 of *ChangeFSI*, which can be found at <http://www.arsvcs.demon.co.uk/webster/download/dload.htm>

To include optional hyperlinks to the full size images, the program copies them to a new directory, which seems a waste of space unless you delete your originals. The resulting index page loads very quickly, but the thumbnails vary in

size because they are scaled equally. Watch out for errant slashes in filenames that may result in blank thumbnails. You can find *ThumbHTML* at <http://www.jako.demon.co.uk/progs/info/th.html>



Paul Vigay's *AntUtils* v1.22 uses a different approach to display thumbnail images more neatly, but the page takes much longer to load. Paul's program presents the full size images to the browser which scales them to a constant width on loading. *AntUtils* offers many other functions to enhance the *ANT Internet Suite*, including timed fetches, random sig. for e-mail, search engine selection and *Fresco* feature controls. Find it at Paul's shiny new site <http://www.vigay.com>

### In brief

#### Knitting your browse

Carl Pfeiffer's *Browse* mailing list exists as a focus for support of Acorn's *Browse* Web browser. The mailing list is unofficial but has many members including some of the original authors of *Browse*.

Recent discussion has covered impending version updates and even the practicality of starting new RISC OS Web browser projects based on some of the open-source browsers from other platforms, such as Amaya, *Netscape* and *Opera*.

To join the list send an e-mail to [majordomo@riscos.man.ac.uk](mailto:majordomo@riscos.man.ac.uk) with 'subscribe browse' in the body of the message.

#### Pete's receipt

Peter Gaunt's been busy adding to his Internet utility software wildlife menagerie. 'rrt' isn't a frog call, but gives *ANT Suite* users the facility of automatically sending back confirmation that an e-mail has been received. These requests are embedded in the plethora of normally hidden headers that precede the e-mail text itself.

Peter suggests that setting this up requires a moderate amount of thought, and recommends users read his help file and test it locally before going 'live'.

You can hadger Pete for the program by sending an e-mail to [badger@beard.demon.co.uk](mailto:badger@beard.demon.co.uk) with just 'get armadillo apps/rrt' in the body.

#### Socketeer bears fruit

*Socketeer*, the popular freeware Internet connection application by Matthew Bloch, is now being nurtured by Andy Carter. Andy, known as Fruit to his oldest friends, is a long-time Acorn enthusiast and has owned many Acorn machines, from an Atom to a Risc PC.

For anyone setting up *Socketeer* with other freeware Internet programs, his Argonet Website contains useful information and resources.


You can also find out about the Waterwheel plant and other carnivorous genera that Andy nurtures in greenhouses at his home by visiting <http://www.argonet.co.uk/homepages/fruit/>

#### Contacting AU

David Dade:  
[comms@acornuser.com](mailto:comms@acornuser.com)

# Icon Technology

New Pro+ version of Easiwriter and Techwriter now available



## EasiWriter professional

- Powerful, fully featured, multi-column word processor.
- Reads and writes MS Word 6, 7 & 8 (Office 97/98).
- IMPRESSION text files with styles are imported complete with formatting.
- Reads and writes HTML. Splits large documents with automatic generation of forward/backward links and contents.
- Reads RTF (Rich Text Format).
- Creates Hypertext documents.
- Built in Table Editor.
- Automatic bulleted and numbered lists.
- Mail merge.
- Automatic numbering of Lists, Sections etc.
- Powerful spell checker.
- Style editor.

EasiWriter professional  
**£119.84**  
Easiwriter Pro+  
**£139.00 (offer)**

$$A = \frac{1}{n} \left\{ \sum_{k=1}^n z_k - B \sum_{k=1}^n z_k \right\}$$

## TechWriter professional

*"Its great! At the risk of writing advertising copy for Icon Technology, no piece of software on any platform has made me grin with delight as I discover new features as much as TechWriter has."* Archive

- All the features of EasiWriter professional plus a powerful easy to use equation editor.
- Writes TeX.
- Saves equations as GIF's (using InterGif) when writing HTML.
- Used by the Mathematical Association to produce the Mathematical Gazette.

TechWriter professional  
**£178.59**  
Techwriter Pro+  
**£199.00 (offer)**



Reads and writes  
Microsoft® Word

*New! Pro+*

### Text flow over graphics

Paragraphs can contain multiple graphics which can be left and right aligned with text flowing over them. Allows drop caps.

### Java enabled

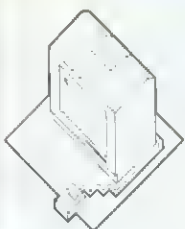
Run Java Applets inside an Easi/Techwriter window

### Plus...

Over 100 new user definable keyboard shortcuts, runs animated GIFs and Animator files, 300/360 dpi equation resolution when saving as Word.



Upgrade your StartWrite or TalkWrite to EasiWriter professional for just £60.00 inclusive.

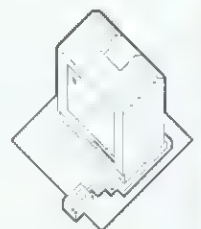


**Icon Technology Limited**

Church House • Carlby • Stamford • Lincs • PE9 4NB

Phone and Fax 01778 590563

<http://www.icontechnology.net>  
email: [sales@IconTechnology.net](mailto:sales@IconTechnology.net)



# "We've got it in stock..."

The CD distributed with RISC OS 4 contains a variety of digital stock photography images, all supplied by one of the major players in that industry, Photodisc. This acknowledges that they, at least, are interested in designers working on platforms other than the Mac.

The advantage of using good digital stock photography is clear: the designer gets the flexibility of ready-made images to work from in much

the same way as clip-art, but without the prohibitively high cheese factor.

Many traditional stock photography traders insist on pricing a specific image to match the context in which the image is used: A monochrome print of an image used in a short print run will cost less than the same image printed in colour for a widely distributed magazine. And then there's the issue of how to charge for an image to be displayed on a

Website.

Photodisc, and a small number of other companies, operate a much more straightforward pricing structure, largely based on the size of the digital file containing the image. The images are royalty-free so, having licensed them, you can use them in as many different projects as you wish (with one caveat about packaging materials, greetings cards and the like). Photodisc's Website, at [www.photodisc.com](http://www.photodisc.com),

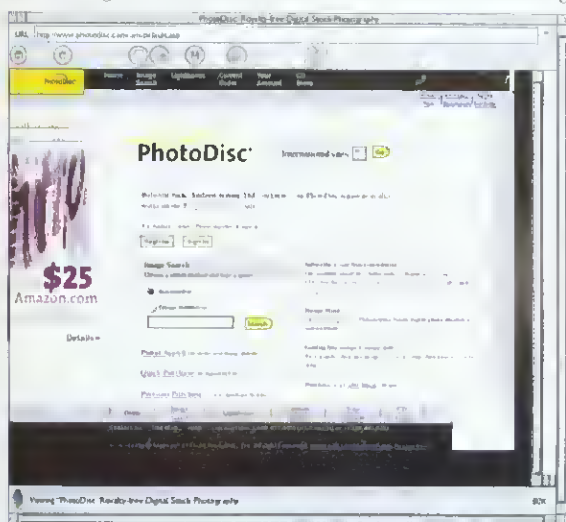
makes it possible to search, license and download single images in a single session, although you'll need Secure Socket Layers available in your browser to be able to licence the images with your credit card.

Their total image library runs to tens of thousands of photos, and contains a wide variety of objects photographed against a clean white background, making them ideal for compositions.

One other royalty-free digital stock photography trader worth mentioning is Stockbyte, whose site at [www.stockbyte.com](http://www.stockbyte.com) is in dire need of attention – although their advertised vacancy for a webmaster suggests they're looking to improve in this area. Nonetheless, it's possible to buy specific images directly through the site, and Stockbyte also offer a custom CD-burning service.

## Contacting AU

Andrew Green:  
[graphics@acornuser.com](mailto:graphics@acornuser.com)  
 Don't forget to send in your entries for Pic of the Month!



## The new OLE

As a direct result of their involvement with the Xemplar NC, Clares Micro Supplies have developed a unique-to-RISC OS variation on the idea of OLE, called PCA. With traditional OLE, an object in one application (often a graphic in a DTP document) can be exported to an appropriate image-editing application, modified, and then saved back into its original place within the first document.

The trouble with this approach is that it can prove to be highly memory-intensive, as two copies of the object are used by the computer until the modifications are saved back.

PCA-compliant applications change this by allowing the object to be modified *in situ* by any PCA tools the system has available: the extra editing tools use the in-memory copy contained in the actual workspace of the host application.

PCA tools don't have to be loaded immediately either, just available for the system to call when appropriate. The downside of this approach is that the PCA host application has to trust all of the tools available on the system not to corrupt the block of memory they share. The clear upside is that the system allows consistent editing features to be

maintained across a whole range of compliant host applications, allowing each one to be extended in functionality as and when new tools become available.

It's a very RISC OS way of doing things. The typical Windows approach of having to use a single application to make every conceivable adjustment to a document is rare as it stands on RISC OS – the OS makes things so easy to apply a range of small programs to a single project. PCA hints at a highly useful development of that strategy.

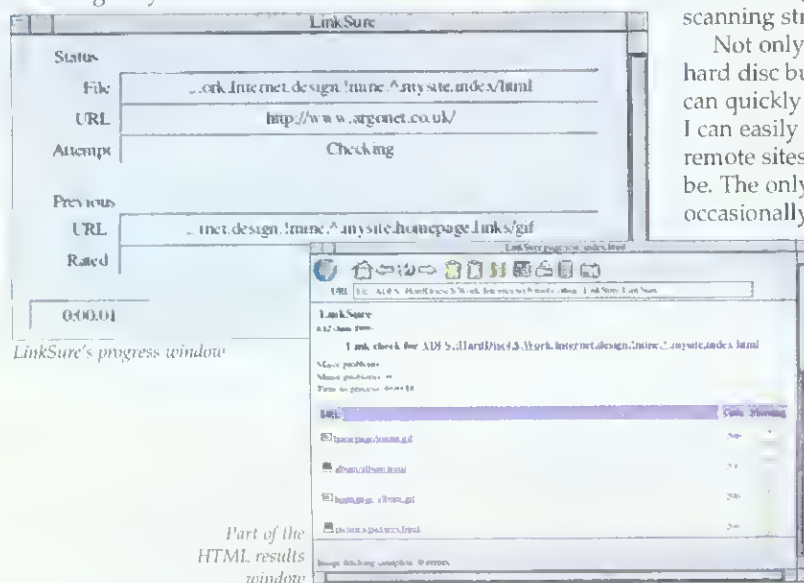
Currently the only tools available are for editing sprites, although Clares envisage text-editing and other tools becoming available as the idea catches on. If *Zap* or *StrongEd* (assuming continued development of the latter by someone) were to become PCA compliant, it would be possible to edit a text object in one application directly, using your favourite text editor.

Clares' own *Composition* and David Pilling's *Ovation Pro* (a perfect home for the technology) are PCA compliant, with *TopModel* and *DaVinci* soon to follow. It remains to be seen whether many other applications will embrace the system – see [www.claresmicro.com](http://www.claresmicro.com) for further news as it happens.

# LinkSure

First off this month is another visit to Richard Goodwin's 'House of Mabel' Website. When downloading software from the Web to review in this column, one of my pastimes is spending a few extra minutes wandering around people's sites. This either lets me discover additional goodies or lesser known software to download and more often than not gives me a bit of fascinating background to the various RISC OS users on the Internet.

One goody I discovered on Richard's site was a little



LinkSure's progress window

Part of the HTML results window

application called *LinkSure*. *LinkSure* is an amazingly simple yet effective HTML link checker. I've subsequently decided that it's one of those applications that you never thought you'd need, but once you've used it a few times wondered how you ever made do without it.

In a nutshell, it checks links on Web pages. It's pretty efficient at its job too – and so simple to use. Just double-click on it and it pops onto the iconbar. All you then have to do is to drag an HTML file onto its icon and it starts scanning straight away.

Not only does it check any links to local files on your hard disc but is capable of checking remote links too, so you can quickly find out if any of your links are broken. Indeed, I can easily check my various links pages to see if the remote sites are still where I thought they were supposed to be. The only slight limitation I could find was that just occasionally *LinkSure* would hang up if a particular remote site doesn't respond in the way *LinkSure* would like it to.

This appears to be a problem with the various fetcher mechanisms because Richard tells me that he's tried it with other http fetchers and it behaves in the same way.

Nonetheless, it's a useful utility to have to hand when checking a Web page to make sure all the links are correct and actually point to valid pages.

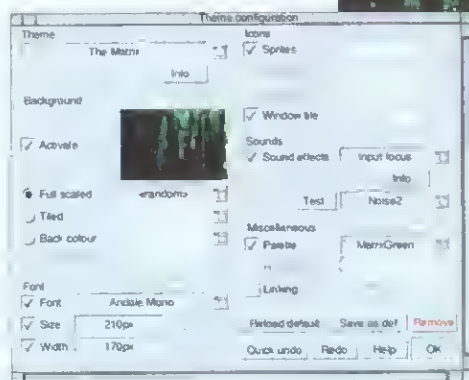
*LinkSure* is available to download in beta form from <http://www.goodwin.uk.com/richard/programs/>

## 16 Desktop themes

Also on Richard's site is an interesting project he has just embarked upon – and one I'm surprised no one has done before. A desktop theme selector. What is this? I hear you ask. Well, it's probably more familiar to people in the PC world (possibly because they are not happy with the look of Windows on their desktop) and is a system whereby you can change the whole look and feel of your desktop environment with a simple click of the mouse button.

For instance you could give your desktop an 'Aliens' feel (why you should want to, I'm not sure, but anyway the choice is yours) complete with new icons, backdrop and window furniture (the scroll bars and window icons and so on). You can even assign sounds to various wimp events if you wish to be really irritating.

Although in its early development stages, Richard's implementation is looking good so far – as the accompanying screenshots should show. You will probably recognise it if you've been to the movies recently. Keep checking the URL above, and I'm sure Richard would be willing to include your own artwork if you've designed a theme of your own.



Theme configuration window



The Matrix desktop theme



# ECS Utils

Here is another useful little application which deserves a mention. It's slowly evolved over time to become a helpful collection of desktop enhancers, all housed in a single application.

Its main features fall into several categories, including Filer additions, wimp additions, mode additions and an application launcher. A lot of *ECS Utils'* features are invisible to the user, activating themselves only when required by the use of a 'hot key' press.

Most of the enhancements are valid while the mouse pointer is over the window you want to act upon. Move it over a standard RISC OS Filer window and you can then press the function keys to change the display mode or sort order, bring windows to the front, back or center of the screen.

A useful option for non-RISC OS 4 owners is the ability to open a 'notes' directory simply by moving the pointer to the right edge of the screen and clicking Select. This will

also open automatically during drag operations so you have a convenient way of saving files when you've started dragging but forgotten to open a destination directory first.

*ECS Utils* lets you toggle between frequently used screen modes at the single click of a button, as well as providing a function to turn off the hourglass – which might be useful to Zap users!

You can also scroll a window up, down, left or right simply by holding the Alt key down and pressing the relevant cursor key. This works on any window, even if it has no scroll bars.

Something unique, which the author claims is entirely new to any computer platform, is called a 'Version Manager'.

Drag a Filer object (file, application or directory) with the Alt key pressed and a new directory will be created with a name derived from the first five letters of the name of the Filer object followed by the letters 'Vrsns'. Inside this directory will be another, this one has a name

derived from the Date/Time stamp of the original Filer object. Inside this will be the unaltered original Filer object. This is very useful when creating many versions of a program or file, as you don't need to keep renaming them.

Finally there are some invaluable miscellaneous functions of *ECS Utils*; A rudimentary mouse speed control mechanism, a snapshot grabber and a fine pointer control.

The window snapshot utility is handy very. Just tap both Shift keys simultaneously and *ECS Utils* will save a snapshot sprite of the window or menu below the mouse pointer.

Hold Ctrl down at the same time and *ECS Utils* will strip off the window furniture (scroll and title bars and so on) and just save the actual contents of the window for you. Smashing!

*ECS Utils* comes complete with a comprehensive !Help file and even a manual in *StrongEd* format. It can be downloaded from ECS' Website at <http://www.innotts.co.uk/~ecsltd/>


# SChopper

Rob Davison has come to the help of graphic Web designers with this handy little utility to chop up sprites. Web designers will know that it's sometimes desirable to have a big image made up from multiple image pieces, but up until now, creating these pieces has been a tedious job of cutting and pasting.


*SChopper* lets you quickly divide any sprite file up into horizontal and vertical 'slices', before saving out as a collection of rectangular sprite pieces, which you can then convert into GIF or PNG format ready for uploading to your Website. By the time you read

this, GIF, JPEG, and PNG support may have been added, but in the meantime download yourself a copy of Peter Hartley's *InterGIF*.

*SChopper* is available to download from <http://www.geocities.com/SiliconValley/7320/archives/>



The graphic being divided up for chopping



After chopping. The reassembled pieces on a Web page

## Contacting AU

Paul Vigay:  
[pdpage@acomuser.com](mailto:pdpage@acomuser.com)

### 3.5" IDE Hard Discs

	Drive	Plus i/face
210 Mb	£39	£81
420 Mb	£49	£87
540 Mb	£57	£105
1.2 Gb	£63	£110
2.1 Gb	£73	£120
2.5 Gb	£75	£122
3.2 Gb	£79	£126
4.2 Gb	£82	£129
6.3 Gb	£89	£136
10 Gb	£111	£158
12.7 Gb	£129	£176
16.8 Gb	£154	£201
18.8 Gb 5 1/4"	£179	£226

'Plus i/face' price includes an APDL fast IDE interface.

Part-exchange available if you need a bigger drive. Please phone for prices.

### 2.5" IDE Hard Discs

	A3020	30110/3000
30 Mb	£36	£79
80 Mb	£49	£97
120 Mb	£53	£103
170 Mb	£60	£110
210 Mb	£66	£116
250 Mb	£72	£122
330 Mb	£79	£129
420 Mb	£86	£136
512 Mb	£93	£143
1.8 Gb	-	£149

A3010/3000 includes APDL IDE interface, A3020 includes fitting kit. Larger sizes and HD+CD available.

# Blitz

idea

Is here!

The ultimate super fast IDE interface for your Risc PC. Over 6 Mb/sec.

### SCSI Hard Discs

210 Mb	£29
420 Mb h/h	£49
1 Gb	£74
4.2 Gb h/h	£149
4.2 Gb	£159
8.7 Gb h/h	£229

### IDE CD ROM drives

#### Internal

Drive with all cables and drivers for RO 3.6+ where required

36x £45

40x £47

Price including APDL IDE interface

36x £92

40x £94

#### External

Drive in case with power supply and including an APDL IDE interface. Probably the best way to fit a CD to a pre-RISC-PC machine.

36x £149

40x £151

#### CD ROM driver software

Works with most ATAPI CDs eg. Pioneer GoldStar, Panasonic, Lite-on, Matsushita, Sony, Hitachi, NEC, Toshiba, Sanyo, etc. Includes CDFS for use with RO 3.5. Intended for RPC but can be used with an A5000. Only £8 or £7 with a drive

### RiscPC and A7000 RAM

8 Mb	£8
16 Mb	£25
32 Mb	£47
32 Mb High Clearance	£52
64 Mb	from £79
128 Mb	from £139
2 Mb VRAM	£69
1 Mb to 2 Mb exchange	£47

### Datafile PD CDs

PD CD - 3	£6.50
PD CD - 4	£8.50
PD CD - 5	£6.50

### Public Domain, Shareware and other low cost hardware and software for RISC-OS computers



Arch Angel  
The PD Library

# APDL

ENTERTAINMENT



Prices include VAT and UK carriage except hard drives add £5 for internal drives, £8 external. This is only a fraction of what we have available. We also have thousands of discs PD and Shareware and around 500 discs of Acorn format clip art. For a full catalogue on 800K or 1.6Mb disc please send 50p or two 1st class stamps or see our web site.

APDL, 39 Knighton Park Road, Sydenham, London SE26 5RN

Phone: 0181 778 2659 Fax: 0181 488 0487 www.apdl.co.uk/



### APDL Public Domain, Clip Art and other CDs

- APDL PD-1 Issue 4 £12.50** The best PD CD from the best PD library. Over 1,800 programs and utilities, more than 100 novels, etc. No games, clip art, music, or other non-serious stuff.
- APDL PD-2 Issue 4 £12.50** Around 700 games and novelties, over 250 games cheats and over 200 demos, plus over 2,000 music files and more than 550 digitised sound samples.
- DTP-1 and DTP-2 £14.50** Each have over 500Mb of clip art files, all ready to use in Acorn Draw, Sprite or Artworks format. Ideal for use in education.
- DTP-3 £17.50** Third highly acclaimed APDL clip art CD. Over 720Mb of material. Great for schools or anyone who needs a huge collection of clip art at a sensible price.
- DTP-1 plus DTP-2 plus DTP-3, just £34.50**
- DTP-4 £19.50** Our latest clip art CD. Over 12,000 images, plus more than 400 Artworks files and 170 high quality colour pictures. All catalogued complete with thumbnails.
- Games CD 1 £7.90** A collection of twenty of the best PD games of all types. Ready to run direct from the CD on almost any machine. Hours of fun for an unbeatable price.
- The Grafix CD £7.90** 1000's of photo quality pictures, background textures, buttons for web pages, and much more. An invaluable resource for everyone.
- Games CD 2 £7.90** Our Games Collection No. 1 CD was so popular we've done it again. Another twenty of the best best games at a real budget price.
- Skullsoft Collection £9.90** A great budget priced games CD from APDL. Full versions of three popular games from Skullsoft: Arya, Xenocide and Plig.
- Soft Rock Collection £9.90** Six classic games from Soft Rock Software, plus a new version of Trellis, the adventure game creator/interpreter with two adventures.
- Fantasy Pictures £7.90** By request from our customers, the pictures from the Fantasy section of the APDL catalogue. Lots of Sword 'n Sorcery pics and many others.
- Education Resources £16.50** A CD ideal for schools. All the things we know you want. Over 5,000 Acorn format clip art images, 100's of e-texts, over 300 useful programs, and more.
- Earth in Space £9.90** Pictures, databases, information on stars, planets, moons, space missions, etc. A massive amount of data at a realistic price.
- Earth Data £9.90** Geographical database with a huge variety of data and statistics on every country. Simple menu-based interface. Including Earthmap.
- New Ergane £7.90** Translating dictionary program by David O'Shea with dictionary files for over 50 languages, although some are limited to a few hundred words.
- Generation Design collection £16.50** Now with eight games: AlfaX15, Pharaohs Secret Tombs, Last Cybermunch, Sea Trek, Caves of Confusion, Robocatch, Gold Run and Jewels of Jezzarah.

### APDL ideaA fast IDE interface

- No complicated setting up. It's self-configuring so just plug it in!
- Uses DMA (Direct Memory Access) on Risc PC. Over twice as fast as the built in IDE interface or others which don't use DMA.
- Includes CDFS and ATAPI CD drivers for many popular CD ROMs.
- Four devices, any combination of CDs and hard drives.
- Up to 8 partitions, so you can have large drives on pre RO 3.6 machines
- Software in flash EEPROM for easy update (including VProtect).
- Supports the new range of Syquest SparQ low cost 1Gb removable drives.
- Connectors are available for external drives or CD ROMs
- Fits A310, A400, A5000, A540, A7000 and any RiscPC.

All these features for the incredibly low price of just £52. A version for the A3000, A4000, A3010 or A3020 is available with all the above features. Supports two internal and two external devices - £62

### New - Orb 2.2 Gb Removable media drives

The latest removable media hard drive. Fits in floppy drive bay on the Risc PC and works from either of our IDE cards. Bare drive with one disc - £219

Special package deal. Orb internal IDE drive, two 2.2 Gb discs, plus our IDE interface - £219. Extra 2.2 Gb discs just £39 each

### Ancestor +

Available at last! The long awaited successor to Graham Crow's highly popular genealogy program Ancestry, previously sold by Minerva. Upgrades from Ancestry 1 and Ancestry 2 available. Can import Ancestry 1 and II, family and GEDCOM files and export GEDCOM and HTML. Only £59

### ACE 586 PC cards

Available with from just £199 with trade in against your old card, which makes it even cheaper. Good performance for Windows at a sensible price. 128K to 512K cache upgrade (fits most cards with socketed processor) - £99

### Data Safe - A new concept in backup and data security

A new idea from APDL, Data Safe consists of an external case to hold a 3.5" IDE hard drive, connected to your machine's printer port. This gives a large capacity portable drive, movable between machines and locations. Ideal for backup, secure data storage and transport. The filer has all the features of our ideaA card so you can partition drives, password protect partitions, etc. Great for schools. Supply your own drive or we'll fit one for you.

Data Safe Super has the drive fitted in a removable drawer. You can fit a similar drawer to your Risc PC (best if you use our IDE card) and then just popping the drive from the RPC and transfer data to another machine using the Data Safe.

Prices start at £99 or with 4.2Gb drive just £179 or with 10 Gb only £209

Data SAFE

### General software

**Faster PC - £20** The alternative NT PC emulator. Works on any model with 2Mb RAM from A3000 to Strong ARM RPC.

**PowerBase - £15** Popular extremely powerful but very easy to use database. With examples, tutorials and printed manuals. Better than most products costing many times the price. Does everything that 99% of database users will ever need.

**MenuBar - £15** The very best pull-down menu system. An absolute essential for any hard disc user. You can switch between up to 30 different menu bars. Incredibly easy to set up, add items to menus, move them, etc.

**Tiger - £15** Lets you use very long descriptive filenames. Unlike some products this is very robust as it works in parallel with the filer so can't corrupt discs.

**WorkTop - £15** Switch between up to 30 different environments with a single mouse click. Starts the tasks you require, opens directories, loads files, changes screen mode. Just like moving to another computer. An essential productivity tool.

### Joy Connect joystick podule

Works with most games. Podule with one joystick £42. Extra joysticks £4 each.

### Connect 32 fast SCSI

We have a limited number of these very fast interfaces (up to 7.5 Mb/sec) at only £99

# What? No cover disc?

**Y**ou can blame the *Acorn User* survey. So what's going on? Well, the story goes something like this: For a long time now the restrictions of an 800K disc, even with compression, have been proving a little tight. But quite a reasonable percentage of RISC OS users still own machines of the A300, A400 and A3000 vintage – a testimony to Acorn's build-quality, but a pain in the neck for disc collators.

So what to do? Occasionally we have been forced to go to 1.6Mb discs, and have run off a smaller quantity of 800K discs, but this is not a good solution. What we also find from talking to readers who need 800K discs is that they do own CD-

ROM drives.

Along comes the *Acorn User* survey for 1999 and we take a look at the results. It is a fact that RISC OS people have the highest percentage of Internet connections than any other group of computer owners – in excess of 80 per cent.

Ownership of CD-ROM drives comes in at a staggering 97 per cent – staggering because none of the early machines had them as standard, most of them have been bought as add-ons.

So why not put a CD on every magazine?

The programmers in the RISC OS market just don't have the output to fill even a high proportion of a CD every month; within a couple of

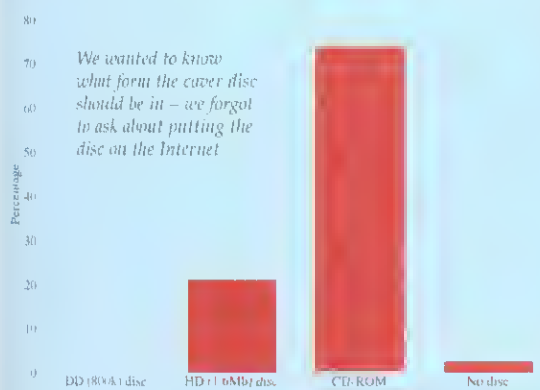
months we would have exhausted the available software. So instead we are launching a combination of CD and Internet support.

For every issue, what would have been the cover disc will be put onto the *Acorn User* Website for downloading – satisfying those with the Internet connection who need the disc contents for that month. And every third issue we will put a CD on the cover containing not only the last three 'cover discs' but additional content as well, taking a particular theme, such as graphics, programming, DTP and so on.

Inside the magazine that frees up that little bit more space for the most popular items in any mag: Hardware and software reviews.

## Survey results

Here's a selection of the results that came through on this year's *Acorn User* survey.



# Digital snaps

*Alasdair Bailey turns David Bailey in this digital camera review*

**D**igital cameras have been around for quite some time now. Over the last few years things have improved in leaps and bounds and although photographic-quality hard copies are still expensive to obtain, for certain applications, digital is now most definitely the better route.

This review covers three cameras for which software drivers are available to allow use with RISC OS machines.

There are two generic camera drivers for Acorns, both include support for a variety of cameras within one host application. Although there is some overlap between the drivers, Spacotech's *PhotoLink* supports most of the Olympus range while Irlam's *Snapshot+* supports a far wider range of makes and models.

## PhotoLink

Spacotech's support of the Olympus range of digital cameras came about Olympus were able to see that having RISC OS drivers for their camera range would be a

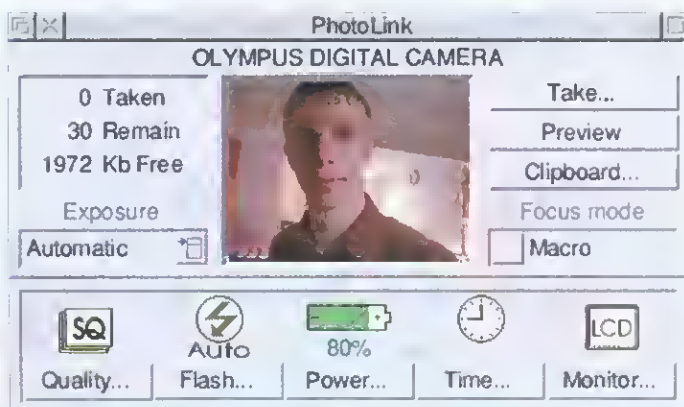
good thing. A couple of older models of Epson and Sanyo cameras are also supported by the software. However, Spacotech didn't find all the UK representatives as helpful as those at Olympus, and so are currently focusing (pardon the pun) solely on their range of cameras.

*PhotoLink* was put to the test using the mid-range C830L and the rather more up-market C2000Z. Overall, the package proved very robust and supported all of the cameras' functions satisfactorily. The user interface deserves particular praise for its use of a nice tidy main window which, when enlarged, offers a toolbar allowing settings to be altered from the comfort of your computer, rather than with the sometimes fiddly on-camera controls.

A live viewfinder can be enabled in the centre of this window, offering the user an alternative to the camera's own viewfinder when, for example, positioning the camera on a tripod in a tight corner or taking pictures of oneself. Support is also included

for taking time-lapse pictures while the camera is connected to the computer.

Time-lapse photography is where a series of pictures are taken of a subject at a specified time delay in order to show an accelerated animation of, say, a flower blooming or even a building being constructed. The pictures may be displayed on screen or 'hot-linked' to another application, for example a utility to upload the



*PhotoLink's control window*

*PhotoLink* currently supports the following cameras:

- Epson Photo500
- Sanyo ImagePC
- Olympus D200, D200L, D210L, D220L, D300L, D320L, D330L, D340L, C900Z, C840L, C830L, C820L, C800L, C420L, C400L, C400, C1000L, C1400L and the C2000Z

(Note: the Olympus 'D' cameras are the same as the 'C' models, but are grey imports and may have NTSC video instead of UK PAL)

pictures to the Internet to form a live Web-cam.

My only major gripe with *PhotoLink* is its naming of time-lapse pictures. For some reason, it preserves the cameras internal conventions and names the pictures first in single digits (1, 2, 3 ... 8, 9, 10) rather than 001, 002, 003 ... 008, 009, 010 and so on. This means that images aren't properly sorted in file windows as the computer will put a file of name '10' before one named '2'.

The problem can be overcome by

## Olympus C830L

Although this model carries the lowest price tag of the three (£345.99), it is by no means bottom of the range. Digital cameras can now be obtained for as little as £150 but we decided that this camera represents the minimum standard which is acceptable for most uses.

The camera features both an optical viewfinder and an LCD screen, useful for composition purposes as well as looking back at photos already stored on the camera. The resolution of the screen is good but it does make indoor pictures look significantly darker than they turn out on the computer. This can be remedied by adjusting the brightness on the camera but then a similar problem would exist out of doors, requiring the brightness to be altered again.

A second small LCD display is provided on the top of the unit, giving details of how many photos can be stored at the current resolution along with battery charge and



sorting the files by date but many freeware slide show apps don't support this, so manual rearrangement is necessary – Spacetech are aware of this problem, and it's one of several features being considered, in the meantime a program such as *NumberFix* by Jochen Lueg <http://www.argonet.co.uk/users/tudor/> should help you out.

The hot linking feature which allows for photographs to be automatically passed on to another application is a nice idea. However, displaying the pathname of the directory it's set to and perhaps creating extra directories to overcome the 77 files per directory limit on older versions of RISC OS would be worthwhile additions.

## SnapShot+

Irlam's generic driver, *SnapShot+*, offers support for a far wider range of cameras than Spacetech's offering. Some overlap exists between the packages, notably the C830L which is included in this review and was tested with both. An Agfa ePhoto 1680 was also

*SnapShot+* from Irlam currently supports the following makes and models of digital camera:

- Agfa ePhoto 307, 780, 1280, 1680
- Epson PhotoPC 500, 600, 700
- Sanyo ImagePC, Digidcam 200, 210, 300
- Olympus D200, D200L, D210L, D220L, D300L, D320L, D330L, D340L, C400, C400L, C410L, C420L, D600L, C800L, C820L, C830L, C840L, C1000L, C1400L, C1400XL, C2000Z

(Note: the Olympus 'D' cameras are the same as the 'C' models, but are grey imports and may have NTSC video instead of UK PAL)

borrowed to test *SnapShot+*, see elsewhere in this article for how the camera itself fared.

*SnapShot+* is able to carry out all of the basic functions which you would expect; it offers full support for remote adjustment of a camera's



other mode information. This screen comes in very useful when trying to conserve battery life as the other full colour screen really does drain power at an astounding rate.

By default, the camera ships with a 2Mb memory card, this is sufficient for most users and the resolutions possible with this camera limit the size of files anyway. The card is able to store nine pictures on the high quality setting (1280x960), thirty in standard (640x480) and four in super high (again 1280x960 but with less compression so a higher quality image results).

Overall, the C830L is a very nice little camera. As can be seen from the sample photographs, the picture quality is almost comparable to that of the slightly more expensive Agfa model, with resolution being the only downside. If you're looking for a well-priced quality camera to capture pictures for a Website or perhaps a computerised archive of some sort, you can't go far wrong with the C830L. However, if you want to obtain high-quality printouts or use the output in any professional publication, one of the higher-end models would be a better bet.



Left: An Album filer window Right: Snapshot+ in action

features along with previewing and downloading pictures from the camera. My main cause for concern with this package is that it opts for a main window which is very much in the style of *Paint*'s sprite file window. This means that all options are accessed via a very large menu structure and is somewhat daunting at first.

Irlam's software also includes support for capturing time-lapse movies. However, this is restricted to exporting the sequence as an Acorn *Replay* movie file, rather than storing a sequence of the original images. This is a good feature but some users would appreciate the ability to save the individual pictures.

The Irlam drivers can be supplemented with a tidy little clip-art indexing utility by the

name of *Album*. When activated, this simply replaces filer icons with a small thumbnail of the image contained within the file. This feature can be very useful, and while it can take a while to create the thumbnails, this only has to be done once per directory.

*Album* also allows all of the pictures from a camera to be downloaded onto the computer at once – a handy utility.

Overall, the Irlam drivers are very well put together and carry out all their functions correctly.

However, the drivers were found to be slightly less stable than the Spacotech alternative and it was also necessary to manually flush the application's temporary store after a forced exit, otherwise it refused to re-load.

### Other issues...


All of the cameras reviewed used four AA size batteries and none really stood out as being better than the others on power consumption. AC adaptors are available for all three but aren't included in the prices quoted here. The Agfa model does include a battery re-charger though which is very handy and saved many trips to the garage during testing!

Each camera considered here also

## Olympus C2000 Zoom

The C2000Z is a very nice bit of kit. Although this is reflected in the price tag it is well worth the extra cost (mind you, it's been reduced by £100 recently, so price-wise it's very competitive with the Agfa). Olympus have basically taken all of the features you'd expect from a good film camera and applied them to this digital offering. A powerful 3x optical zoom is included along with features to give the more experienced photographer greater control over the final output.

Shutter speed and aperture size may be manually adjusted, but the point and shoot support seen in the lower priced cameras is also preserved for those who like things simple. A handy little remote control is also



included for use in positions where pressing the shutter release could jog the camera and blur the final image.

As with the C830L, both optical and LCD screen viewfinders are provided. However, the optical viewfinder is offset from the main lens both horizontally and vertically so the composition is not quite perfect in the resulting picture (this is corrected in the C1400XL, not reviewed here).

Photos of all resolutions produced by the C2000Z are that bit more crisp than those taken using the other cameras considered here. This is demonstrated to a greater extent upon closer examination, so do take the time to refer to the example pictures on the *Acorn User* and Spacotech Websites if you have access.

All in all, the C2000Z is a very high quality, robust camera. With a price tag of £649.99, it'll set you back a few pennies more than the other two, but it is well worth it if you need a high quality output.

included a video-out lead for displaying pictures on a TV, along with automatic flash and red-eye reduction mode.

Most digital cameras on the market at present use a serial lead to communicate with the base computer. This system is good because every RISC OS computer, bar some A3000s, supports it by default, although things can be a little slow, with a limit of 115200bps being imposed by even a Risc PC's serial port. Some cameras are starting to make it on to the market with USB connectors. It would be very nice to see support for these under RISC OS

in future, provided the Mico and RiscStation manage to support the relatively new protocol.

Obtaining photographic-quality hard copies of your snaps is a little complicated at present. For best results you'll need a professional dye sublimation printer, but the cost of such a unit puts them well out of reach for most homes, schools and colleges.

However, Olympus have come up with a smaller version which is more affordable and is currently available from Spacetechn. The new breed of 'PhotoReal' printers which are now available at around the £300 mark

also produce hard copy of an acceptable quality. Again, these are available with RISC OS drivers from Spacetechn.

## And finally...

So far as these three models are concerned, you most definitely get what you pay for. The best advice we can offer is that you spend as much as you can afford. As with all computer hardware it might be worth waiting a little longer to see what new technology becomes available in the next year or so as the manufacturers start to target the consumer market more and more aggressively.

If you want to buy now, the recently reduced C2000Z from Spacetechn is a bargain, it's new price brings it into the same range as the Agfa, while it's output quality remains high.

When it comes to software, Spacetechn's *PhotoLink* is the better of the two but it doesn't support many non-Olympus cameras so *SnapShot+* still has its niche. **END**

## Agfa ePhoto 1680

The *ePhoto* boasts a rather more innovative design than the Olympus models considered here. Its case is split into two sections with the section carrying the lens able to rotate through a full 360 degrees. This is very useful for taking self portraits but does make the camera a little difficult to hold on



to. Further, the lack of an optical viewfinder means that the battery hungry LCD display must be left on at all times. A battery re-charger is supplied though, along with four re-chargeable AA size batteries, so it's not so bad really.

The quality of picture obtained with the *ePhoto 1680* lies somewhere between that possible with the two Olympus models. The pictures aren't quite as colourful and sharp as those from the C2000Z yet a higher resolution is possible

than when using the C830L.

However, I must add that the LCD screen on this model is superior to either Olympus offering both in refresh rate and colour quality, it almost makes up for the lack of an optical viewfinder.

Agfa seem to have designed this camera as a digital camera rather than taking the approach Olympus seem to favour of perfecting the digital technology then packaging it in a very conventional-looking case. There's nothing wrong with

this but it does mean the more experienced photographer is starved of some of the features he'd be used to.

However, if you don't know what aperture and shutter speed are all about, you won't miss them anyway. The *ePhoto 1680* retails at £618.05.

## Product details

Product: **PhotoLink camera drivers**  
Price: £69 (inc VAT)  
Supplier: Spacetechn Ltd

Product: **SnapShot+ camera drivers**  
Price: £59 (inc VAT)  
Supplier: Irlam Instruments Ltd

Product: **Album**  
Price: £31.14 (inc VAT)  
Supplier: Irlam Instruments Ltd

Product: **Olympus C830L camera and drivers**  
Price: £345.99 (with PhotoLink from Spacetechn) £523 (with SnapShot+ from Irlam)  
Supplier: see below for company details

Product: **Olympus C2000Z camera and PhotoLink drivers**  
Price: £649.99 (inc VAT)  
Supplier: Spacetechn Ltd

Product: **Agfa ePhoto 1680 with SnapShot+**  
Price: £618.05 (inc VAT)  
Supplier: Irlam Instruments Ltd

## Suppliers

Supplier: Spacetechn Ltd, 1 The Courtyard, Southwell Business Park, Portland, Dorset. DT5 2NQ  
Tel: 01305 822 753  
Fax: 01305 860 483  
E-mail: sales@spacetechn.co.uk  
Web: http://www.spacetechn.co.uk

Supplier: Irlam Instruments Ltd, Brunel Science Park, Brunel University, Uxbridge, Middlesex. UB8 3PQ  
Tel/Fax: 01895 811 401  
E-mail: sales@irlam.co.uk  
Web: http://www.irlam-instruments.co.uk



The superb graphics and text quality of Acorn machines make them ideal for demonstration and presentation purposes. Indeed, the anti-aliased font system was originally designed for optimum display quality on televisions and video output.

*NoticeBoard Pro* is a comprehensive presentation package, enabling users to organise and display a collection of 'slides', either as an unattended rolling display, or as a manually controlled presentation.

RISC OS users have long been waiting for an alternative to Microsoft *Powerpoint* for use on their platform. While not intending to compete with *Powerpoint*, comparisons are inevitable in this world of 'keeping up with industry standards'. Although lacking in some of the sophistication and extent of *Powerpoint*, *NoticeBoard Pro* does score in ease of use and, of course, the flexibility of the RISC OS user interface.

This is not to say that *NoticeBoard Pro* is by any means lacking in features. It contains an impressive range of controls and options. However, its ease of use and non-daunting user interface will make it ideal for schools and colleges where teachers may want to create their own presentations with the minimum of effort and fiddling around.

## What you get

*NoticeBoard Pro* is supplied on two discs and consists of a player application and a slideshow editor application. The idea of supplying the editor and player separately is a good one because it means that not only can usage and control be kept simple, but it also means that you can distribute copies of the player with your finished slideshow. (Permission

# NoticeBoard

*Paul Vigay moves into display mode*

is granted for users to distribute the player-only application.)

Installation is a simple matter of running an install program and telling it where you wish to install on your harddisc. I did run into a few problems here – having just installed RISC OS 4. The installer program expects to find the various system modules inside your *!Boot* structure. However, many of these are actually inside the ROM in RISC OS 4, so I ended up with a duplicate set of modules copied onto my *!Boot* application.

Personally I would have liked to be either given the option of installing these modules or, more preferably, *NoticeBoard Pro* to have recognised that I already had newer versions in the machine. This may be changed for future versions though, now that RISC OS 4 is widely available. This minor niggle aside though *NoticeBoard Pro* seems to run without problems on RISC OS 4.

Anyone who owns the original version of *NoticeBoard* will be happy to find a conversion utility that will

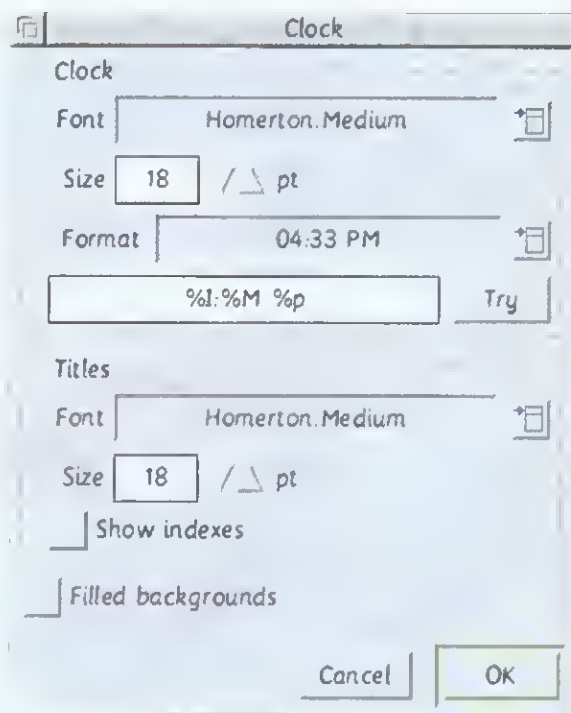


Figure 11: The clock configuration display

take the old format and convert to the new one.

Creating presentations is easily performed via the standard RISC OS drag and drop interface. There are two options here: you either create a 'pseudo' application which will hold all the resources inside, allowing you to transport it as a single item; or you can have the 'single file' option where all the resources are accessed from wherever they are on your system, but this form is not really transportable.

Once you've opted to create a new slideshow, a control window will open allowing you to set such 'global parameters' as screen mode to run in, what 'furniture' to display on each slide and which fades are available. The furniture option lets you place various additional display features at any of the eight screen




Figure 1: The Control window



# Board Pro

positions (four corners and four sides). These include a clock, video-style controls or a variety of title/numbering options – most are user configurable. For example, you can define the font and size of the onscreen clock or titles or which video controls are displayed. The default option is no furniture, which will display the slide exactly as the original was drawn.

The main option in the control panel is the 'groups' option. This is where you can effectively define a 'carousel' containing a set of slides. A group can have a set of parameters which will globally apply to all the slides in the current set, such as background colour, time schedules and colours. You can also use an image as a background image. This works in much the same way as the RISC OS pinboard in that it can be tiled, scaled or centred within the defined screen area. Again, the width and height of the actual displayable area can be defined by the user.

As regards configuration, flexibility and ease of use, I would argue that it's certainly easier to create a presentation with this application than it is using *Powerpoint*.

Having made a group in which to hold a related set of slides, you can then create them – each group has a specific background and the slides are displayed on that background. This is where the flexibility of *NoticeBoard Pro* instantly becomes visible.

Using the usual RISC OS drag and drop philosophy you name a slide, drag in the image to use and set various parameters. On

a basic level you can simply drag a pre-designed image into the new slide window and click OK. However, if you want to be more ambitious you can schedule your slide to appear to at a certain time – useful if you wish to create an unattended display for demonstration purposes.

The separate groups of slides can be displayed at random or in order, and within each group the slides can be shown at random or in order.

## Sounds effective

One feature which can add a new dimension to finished presentations is the ability to link sound effects to slides. This can spice up displays, especially if created with young children in mind. One of the example files contains slides of various animals. A lion's roar accompanies the drawing of a lion. This makes it ideal for use as a learning tool.

If you have a sound sampler (such as the VTi printer port sampler) you can easily produce your own sound effect resources which will drop straight into *NoticeBoard Pro*. By carefully selecting your sequence you could even provide a sound-track to your presentation. In a teaching environment, this facility can greatly add to the ability to keep children's attention focussed on the slideshow images.

To create a whole slideshow, you just follow this process, naming a slide and dragging the image into the window. The list of slides will then be built up in the slide window. You don't need to worry if you get them in the wrong order either. Not only can you easily insert or delete slides, but you can simply drag a slide from one position to another. This will swap the two slides over and works in much the same way that you would alternate slides in a real

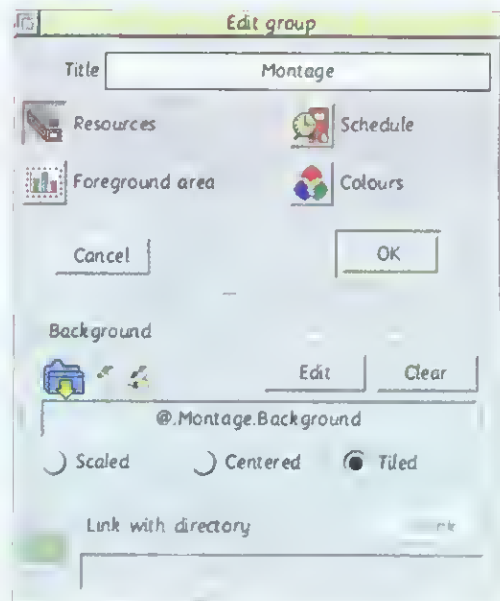


Figure IV: The Groups option panel

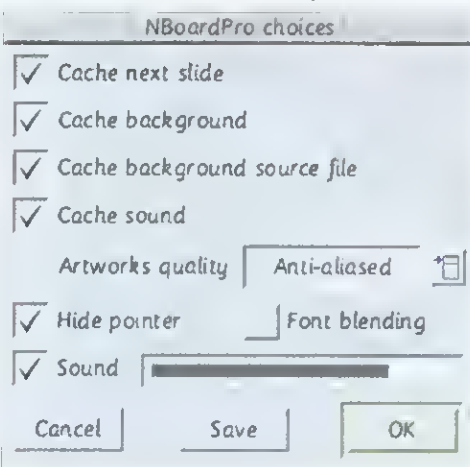


Figure III: The Global configuration window

slide carousel. In true RISC OS fashion, you can also select a group of images and drag multiple files into the group window in order to create a complete batch of slides. *NoticeBoard Pro* doesn't include any editing facilities itself, merely being a tool to create slideshows (although a double-click will load the selected image into a suitable editor). The artwork you use can be created in *Artworks*, *Draw* or any of the bitmap image manipulations packages available – anything from *Paint* to *Photodesk*.

The import of drawfiles makes *NoticeBoard Pro* even more flexible because you can design quite complex slides by mixing images and text, perhaps utilising one of the many clip-art collections available.

Indeed, using a read-only version of *Fresco* (supplied with *NoticeBoard Pro*) you can even design slides in HTML format and utilise *Fresco's* powerful 'save as Draw' option to produce the drawfiles for you. If you have access to the Internet you could incorporate Web-based resources into your final presentation.

One thing that I did find that didn't appear to work as described in the manual was the range of input formats acceptable.

According to the manual, *NoticeBoard Pro* will accept *Draw*, sprite or JPEG images, in addition to those created by *ArtWorks*. Although JPEG images are not catered for

natively, they should be accepted when included in a drawfile. This didn't appear to work on my copy. Whether or not this was due to my having just installed RISC OS 4 I'm not sure. However, when I converted the images using *ChangeFSI* and used the resulting sprites, everything worked as it should.

### Making the change

The transition from one slide to the next is via a random fade. This can be made from a wide selection of over 25 different effects, ranging from simple wipes to complex flower designs or Moire lines.

This is where my biggest, and perhaps only, complaint with the application lies, for the actual fades between specific slides cannot be set by the user. Each slide is faded using an effect chosen at random from the pool of fades available. You can choose which fades are used, but ultimately the actual one is chosen at random.

According to the author, this shortcoming is likely to be reviewed should a future version materialise.

However, until then you'll have to accept a random one. This point aside, the program performed very well and I would have no hesitation in recommending it to people who wish to produce an effective and highly visual presentation of images. It's certainly easier to use than cumbersome applications such as *Microsoft Powerpoint*, and its simple to use interface and ease of use will make it ideal for busy teachers or for use as unattended point of presence 'rolling demos'. The only real competition provided on the

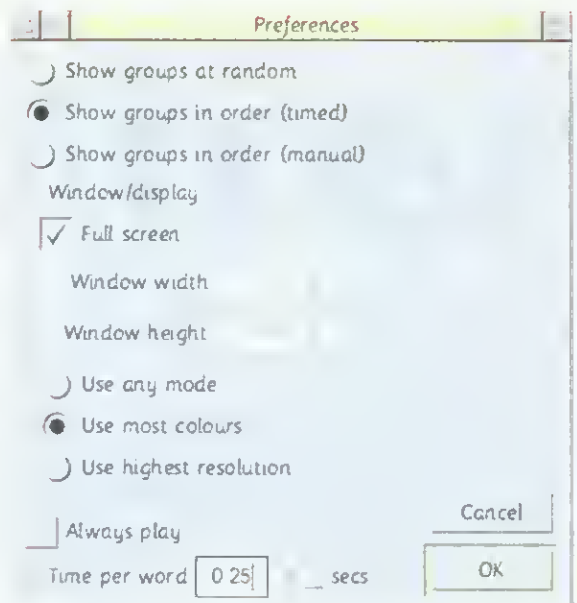


Figure VI: The 'Group' Preferences settings showing the range of controls provided

RISC OS platform comes from Spacetechn's *OHP* application. This doesn't have the ability to add sound samples to slides, but it does allow you to choose which fade to use for the transition between slides.

The main users of *NoticeBoard Pro* will probably be teachers or businessmen who want to quickly and easily create a slideshow presentation, either from their own resources and artwork, or by using freely available clip art or even Web-based information.

They should find no problem creating impressive-looking demonstrations within minutes of installing the software. It's comprehensive, yet clear and easy to manipulate.

The only real drawback is the lack of choice which selecting fade effects between specific slides, although this is likely to be rectified in a future version. Some demo examples are provided, along with a printed user guide which is concise and easy to understand.

### Product details

Product: Noticeboard Pro  
 Price: £29.95 (£15 if upgrading)  
 Supplier: Really Good Software Company, 39 Carisbrooke Road, Harpenden, Herts AL5 5QS, UK  
 Tel: (+44/0) 1582 761395  
 Fax: (+44/0) 1582 761395  
 E-mail: sales.rgsc@argonet.co.uk  
 Web: www.argonet.co.uk/rgsc/

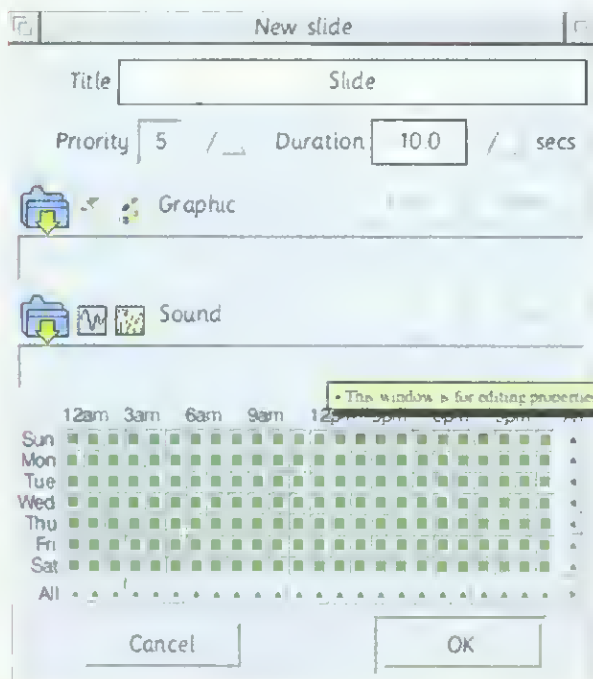


Figure V: Building a new slide

# Quality Performance Compatible Expandable

Mico sets new industry standards for small computers. Excellence in engineering design, investment in leading edge technology, and our zero defect quality assurance programme combine with the new Risc OS 4 operating system, to deliver a fast easy to use reliable computer system preloaded with software that is ideal for the home, small business and educational user.

Mico is powered by a 56 MHz ARM 7500FE processor with performance up to 50 MIPS and higher resolution screen modes. The processor has a built-in floating point maths co-processor and DMA.


Mico uses fast EDO RAM, has a high speed 32 bit EIDE interface, dual USB ports, 16 bit sound system with a built-in synthesizer and wavetable.

Other features include three MicroBus expansion slots which can support existing modules and one free ISA slot and the new Risc OS 4 operating system. These features combine to deliver performance 2/3 times faster than the existing RISC computer using the ARM 700 processor.

**ARM powered Risc OS 4 computer**  
from £ 499.00 ex VAT

Telephone for full details and colour brochure or see our web site.  
Educational discounts are available. Schools can register at our web site to gain access to our education site.

Mico is designed and manufactured by MicroDigital Limited.  
MicroDigital, MicroBus and Mico © MicroDigital Limited 1999.  
All other trademarks are acknowledged.



MicroDigital Limited, 77 Titus Street, Saltaire, Shipley, West Yorkshire, BD18 4LU  
Telephone number 01274 618774 FAX number 01274 619482  
email address sales@microdigital.co.uk web site www.microdigital.co.uk



# G120

**incl VAT & delivery**

See <http://www.riscos.com>  
for ordering details

# Composing with

# Mr Bond

*Walter Briggs puts on various masks*

Computers are tools for accomplishing all kinds of processes – and humans just love to manipulate their environment. So *Composition* from Clares is just the program to allow you to indulge your wildest dreams. I am speaking metaphorically of course – I'm talking of creating fantastic collages using all manner of imagery.

Composition is a totally bit-map-oriented program, but can import vector images and once they are suitably arranged, they can be transported into the bitmap world. So images from *Draw*, *Artworks* and so on, are welcomed. Once within the realms of the program, and in bitmap format, your images can be pulled, pushed, resized, masked, blended and illuminated – until they are altered beyond recognition.

All of your images can be re-stacked, brought forward, sent back and re-shuffled since each one is floating over the canvas – not fixed. *Composition* was also one of the first bitmap programs on the Acorn platform to incorporate eight-bit masks. And it is here where it really comes into its own. There is only one possible drawback – the fact that you are adding a number of bit-map images, means that the file will quickly become very large. There are a couple of solutions; Clares produces a good 'virtual memory' program; or better still, invest in more RAM while prices are low. This is a review but for demonstration purposes, I will be

using some of the imagery from previous articles and especially Mr. Bond.

## Fading image

In Figure 1 we can see the mask window overlaying Mr. Bond – this is the master manipulator of 007.

*Compositions forte* lies in its use of masks. This allows the interaction of numerous images within the canvas window. There are of course many other options to apply to your composition, and since this is a review, I will try to cover most of them – including PCA (an applet of growing taste).

There are five types of mask available for each image in *Compo*: A Blend mask, controlling the opacity; a Tint mask, which allows you to add a tinted effect to your image; and a Curve mask that appears when you want to alter the Gamma curve – the coloration of your image.

The ability to create shadows for any of your images is made possible with the Shadow mask. By default, the shape of the objects within the Blend mask is used for the shadows, but an individual shadow mask can be created and manipulated to suit your tastes. Last, but not least is the Displacement mask, which allows the distortion of an image according to the amount of grey levels within it.

In the foreground of Figure 1 is the blended and masked silhouette of 007. The mask is a highlight/linear fill, which can be controlled by sliders, as in

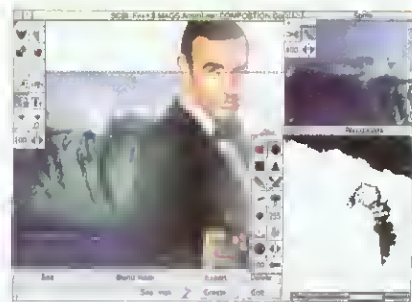


Figure 1: Inserting the wave

this case, to allow the light point (white is opaque – black transparent) to be central to the image, and so allow it to blend into the background on either side.

At the bottom of this image is the Mask Toolbar, in this case for the Blend mask. The Blend mask can be chosen from a list of pre-set options, which opens when you choose a new mask. This allows you to choose the type of mask you want to apply to your image; here it was a modified linear one. At any time, you can switch between object and mask, with the current one visible in the display field.

You may wonder why Bond's collar is black in the mask window. This is because *Compo* allows the easy removal of unwanted backgrounds;




Figure 2: Adding text

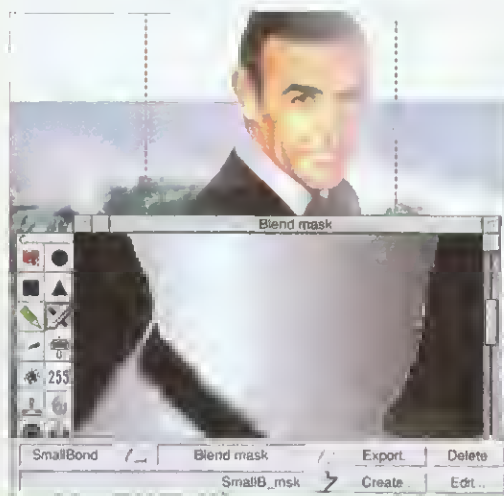



Figure 3: Mr Bond's mask window

Figure IVb:  
A radial  
blend mask

Figure IVa: Adding the glass



but the process can also remove (make transparent) areas that need to be seen, since it selects a global colour. To remove unwanted areas, you need to see your original image. Clares has made this a very simple task; just click on the Eye icon on the tool bar and your image appears, next Adjust-click on the area you want to disappear or become transparent.

In the Bond image, the white background was unwanted, but in electing to remove this, his collar disappeared as well. This is no major problem, since there are tools available to work on a mask, independent of the options offered at the outset of masking. All I did was spray white pixels (you can also spray black pixels) over this section, and gradually, with the lavish use of the various blend options, the collar gently re-emerged.

## Sea-ing clearly

The next picture to be worked on (Figure II) had been introduced first onto the canvas, this was a photograph of an ocean wave – a powerful image I wanted as a backdrop to 007.

This picture was not tall enough to fill the canvas, but re-sizing is one of the simplest tasks, *Compo* just calls up *ChangeFSI* and the ocean is re-scaled to fit the page. It is also possible to flip, trim and align images on the page. *Compo* also supports OLE (object linking and embedding) which



Figure V: Tinting the glass

means, with a Control+double-click your image can be transported into your favourite paint package for any updates. The reason for this option is that while you can control the opacity of your image with all kinds of masks, you cannot edit the actual image itself. The only drawback with OLE is that all work on your masks is lost. Of course, if you don't have a good art program, PCA (more later) could be your next acquisition.

This second screenshot shows the sky being removed with the click of a mouse button, and any distortions were airbrushed back. After this work, I realised the scene looked better with the sky. All these changes are dynamic – seen in real time, updating any changes as you work.

The window in the top right is another view of the scene you want to mask – here is where you click on any unwanted sections, to make them invisible.

## Stirring shadows

In Figure III, text has been added and given a pseudo-3D shadow. In fact, *Compo* deals with this feature very well, and the shadow can be easily altered to suit. You can choose your own shadow colour, which is really a tint, and it changes to accommodate the background colour. In addition, because the text is aliased, and the pixel colour of the shadow is calculated on a pixel by pixel basis – it means the shadow is altered to match the shaded colour of any part of your background.

With this pseudo-3D effect, the shadow can appear to be cast along the ground. Also this simulated shadow can be manipulated further by allowing you the option to alter the X sheer and Y shrink – this simply means you can alter the length, angle and shape of the shadow.

The text is entered into its own box and is available in any font that you have; and like so many other features, the text can be changed at will. Figure III shows how text is

created, the colour, font, style, size and so on. It is also possible to alter the wording at any time by opening the dialogue box, making the modifications and clicking on the change button. A shadow is easily added, and can be designed to give the impression of light from most angles.

Because the text is set within certain borders, it is sometimes necessary to increase the parameters of the text area to accommodate a particularly long shadow. You can increase the surrounding area of the text using the trim menu, simply right click on the bump arrows to create a negative value and enlarge the boundary round the text.

In Figure III, I have increased the righthand side of the text box to allow the shadow to extend to the right. You may notice an added toolbox on the left side of this window – PCA tools – a small applet of image editing tools added to *Compo* for work on any of the images that need a little enhancing. These plug-in tools are described at the end of the article.

## Blended malt

Now we come to the fun part: It's time to add the glass to the crashing waves – of course slightly shaken but not stirred. The original glass was already a dark shade, tinted with red, (as seen in the bottom right hand corner of Figure IV) this colour would be enhanced later – but now I wanted to subtly blend the tumbler into the ocean background.

I decided to use a straightforward linear blend, which was darker at the top and allowed the clear section of the glass to become more transparent. The sliders allow you to decide which direction that the blend is to go – dark at the top, or at the bottom. You can also select other types of blend; for example, a radial blend, as seen in Figure IVb. The idea is the same in all blend masks; it allows you to control the opacity of your image. Though at any stage you can select the opacity option on the toolbar and pull a slider to alter the overall transparency of a



Figure VI: Editing the mask



Figure VII: A simple collage

particular image.

Figure V shows a bright red tint being applied to the contents of the glass. When selecting the tint mask it is again possible to see the sprite you are working on. Here the original glass, which appears in the window on the right, has a white dot in the centre – this represents the centre of the applied tint. It is still governed by the radial blend that was applied earlier, so now the tint radiates out from the centre of the circular tint mask. It is possible to move the position of the tint, by Control+dragging the centre of the mask around. It is also possible to have more than one point of tinted light.

### Glass agent

It was of course always my intention to introduce Mr. Bond into the scene, and probably behind the glass. Figure VI shows the needed adjustment to the mask to allow his weapons to show.

It was the blend mask that needed to be altered to create more opacity to

glass, and especially to the base of the tumbler.

There are number of tools that can be used to work on the mask – brushes, spray cans, drawing tools, to mention just a few. I simply sprayed black over the section I wanted to make invisible and gently blended the edges to allow a softer transition. It's often good to blend the mask since sometimes your image can have a ragged outline, this can be

smoothed completely away with such options. I wasn't happy with this composition since Mr. Bond's face was cut through by the top of the glass. I decided it was time to move the special agent to another locality.

### Bonded whiskey

Though this simplistic collage (Figure VII) held a measure of dynamism with the wave and glass, I wasn't completely happy. I felt the whole scene needed a complete transmogrification. First I flipped the ocean horizontally, and moved it so the crashing wave appeared to be pouring into the glass.

Mr. Bond was hustled right, and some new text added. You can see by the lower legend how well the anti-aliased shadow works on various colour combinations. Though this composition worked reasonably well, I still wasn't happy with the impact of the image. What it needed was the addition of some more points of interest – old Connery just wasn't

enough – sorry girls!

At least I could add more liquor – in the form of the bottle from the second article in my series. A new sky complete with planet was warped in, along with a metallic podule and suitable 007 text – it made a world of difference. There was still a bit of work to do; increasing the contrast of certain images, brightening colours – all done within *Compo*. The package has a number of Special Effect options which allows most enhancements to be made. What *Compo* lacks are Creative, Editing and Painting tools for the images, not just the masks – until now that is. Enter PCA.

### Tools on tap

The idea of having a set of special effect tools attached, and available for almost any program that contains images, is a great idea. But what if that program also doesn't need to know anything about the attached tools or the work they do? That's PCA.

PCA is a plug-in system which allows objects to be shared between applications. Graphic objects in *Compo*, or other software supporting PCA, can be edited using PCA applets, which are plug-in tools that can manipulate that type of object. In fact each of the tools is a separate program running on the machine and can provide their capabilities to any program that uses PCA.

This PCA plug-in system allows images and masks to be edited outside *Compo*, without actually moving them out, in a variety of ways. It is designed to be an open, extendable protocol so that plug-ins written for it, can be used with any program that supports the protocol.

To sum up, *Compo* provides a powerful, yet straightforward means of creating dynamic compositions from a variety of images. Now with the availability of these PCA applet tools, the main criticism of this Clares product can be erased. These add-on, tools which allow 'in-program' editing is just what the package was crying out for. Look out for a 'Preview' of PCA in the near future. **END**



Figure VIII: A more complex collage

### Product details

Product:	Composition
Price:	£75 (on offer, usual price £99.95)
Supplier:	Clares Micro Supplies, 75a Webbs Lane, Middlewich, Cheshire CW10 9DS
Tel:	(+44/0) 1606 833999
Fax:	(+44/0) 1606 836111
E-mail:	sales@claresmicro.com
Web:	www.claresmicro.com

# Getting balanced

*Mike Cook adjusts his frequency amplitudes for better effect*

Let's face it, when it comes to computers, sound has always taken second place to graphics. In fact second place might be pushing it somewhat. The tiny speakers fitted to most computers have always ensured there is a market for external ones but surprisingly they are still a minority purchase and, even if bought, they are seldom used.

I know I don't use them much because of the trouble of where to put them, remembering to power them up separately, and the general reluctance to have a powerful beep blasting out at you with every syntax error.

Nevertheless there are those whose main use of the computer is enhanced by good sound, not only games players but also musicians. When my son Alec, who is studying music for A-level set his eyes on the 3D Surround sound Equaliser he was drooling over not only the prospect of enhanced sound but also the *cool look* of the thing.

This unit has been designed for the mass PC market and as such is built in sufficient quantities to be affordable. It is the same size as a CD player and fits in a standard slot. This means it is ideal to fit into a Risc PC although you might need a two-layer one if you already have a CD-ROM fitted. There is an Acorn-specific back panel which fits in place of a standard podule with a slip of paper saying how the plugs are labelled wrongly.

You have a high and low level input with a slider switch to select between them, plus a speaker

output and microphone input. All these are on 3mm jack sockets. Round the front is a headphone socket and microphone input again all on 3mm jacks. The equaliser has a disc drive-type power socket that you can plug into a spare power loom. However, if you have another sort of RISC OS machine fitting might not be so straightforward. Essentially you would need an external disc drive case and power supply.

The business end consists of a main volume control, seven graphics equaliser sliders and a microphone input level slider. Either side of these is a red 10-bar LED display; coupled with the green LEDs on the sliders and a red one on the volume control you have a very cool looking addition to your computer setup.

The graphics sliders have a central click position indicating 0dBs or no effect. Sliding up and down gives a +/- 10dB range but the physical range is smaller than I would like. I got out my oscilloscope and signal generator and measured the range of the controls. At the low end, at 60Hz, the controls gave a range of -11dB to +14dB; in the middle, at 1KHz, it


ranged from -9.5dB to +16dB; and at the top end, at 15KHz, it went from -11dB to +11dB. So not exactly consistent across the range but they gave mostly the range they should.

The frequency response however drops off a little too soon for my liking, by 100Hz it was nearly 3dB down and this had dropped to 6dB by the time 60Hz was reached. I suppose this is partly compensated for by the extra gain in the lowest equaliser control, but it means a flat setting of the controls does not give you a flat response which somewhat defeats the object of the graphics nature of the beast.

When setting up any graphics equaliser the sliders end up looking like some sort of a smile, albeit crooked. An upside-down smile is definitely wrong and there is enough range on these sliders for it to sound very wrong as well.

## Does it work?

Yes, very well indeed, and the pulsating left/right volume bars look very flash. However, once you have set the controls for your speakers/room there is little else you need do with them, but this is where the enhanced sound button comes in. This switches on the SRS





surround effect, I don't know what that stands for but the practical effect is that the sound is made larger and fatter. It sounded like a bit of reverberation and does definitely improve the sound accompanying any arcade game. Explosions have more boom, guns have more zip and peongs are peongier.

I am not so sure about enhancing music, yes it's more expansive but a composer really needs to be in control of any reverberation effect as the ears quickly tire of the full-on effect this box gives, thus reducing its impact, I suppose that's where the off button comes in. Nevertheless it sounds impressive when first switched on, making a much bigger sound.

I can't see how it can give a true 3D effect as this is really a physical-acoustic effect that places a sound anywhere. That includes not only left and right but up, down, front and behind. This is done by subtly modifying the volume and phase of a sound between the left and right speakers. It's something that can't really be tagged on afterwards but has to be an integral part of the initial sound.

'Real' surroundsound is a very subtle effect and I have heard some convincing demos such as helicopters flying round the room, however most of the time I find it difficult to spot the effect. I did visit the surround sound room in the Sheffield Museum of Popular Music. That was in a circular room with 18 very large speakers, but most of the time the sound appeared to be coming from over my right shoulder. So, at best, you can call the Equaliser pseudo-3D.

Anyway I dragged out the 'scope to see what it was doing to a simple sine wave. Pressing the effects button made a righthand mono signal appear in the left side as well but reduced in amplitude and phase-shifted. The phase-shifting altered with frequency which shows it is doing something.

Whatever the merits of true 3D sound this processor did give a feeling of being immersed in the sound rather than having it thrust at you, so I guess it was doing its job.

Although this is a piece of hardware designed for a PC, Eesox have provided a RISC OS desktop application to control the volume as well as an information sheet detailing how to set it up with the innards of a Risc PC. I had the

graphics equaliser a few weeks before the second part of the package arrived, the three piece subwoofer speaker system. The idea is that at low frequencies your ears are not sensitive to the direction of the sound so you can have that coming from a central speaker. Two other speakers provide the conventional left and right sounds.

Woofers are the name given to speakers handling the lowest frequencies and sub-woofers handle frequencies that are in theory too low to hear. The idea being that low frequencies are more felt than heard. By this definition it's not a true sub-woofer because, according to the box, its frequency response only goes down to 50Hz, something you can hear. The effect however is quite pronounced, Alec said "That's the way music should sound" as Metallica boomed out of the newly connected speakers. "It has a good kicking bass" he said as

he picked up his bass guitar and played along. The side speakers, however, gave a bit of a thin sound at times, I thought.

On the technical side each of the side speakers gives 3W output with 10W from the sub-woofer itself. These are also magnetically shielded so that you shouldn't have any problems when placing them close to your monitor, not that you would want to anyway. One of the side speakers also has a power switch/volume control and a bass and treble control. This is a bit redundant given a graphics equaliser, so many combinations of settings can give the same sound.

The equaliser and speakers are sold separately but together they form a good combination not only in sound but looks. It looks cool, it sounds cool - sorted. **END**

### Product details

Product:	3D Surround Equaliser, 3 Piece Multimedia Subwoofer Speaker system
Price:	Equaliser, £47.50; Speaker set £45.50; both £87.50; including VAT; Carriage extra.
Supplier:	Eesox, Century House, Market Street, Swavesey, Cambs, CB4 5QG
Tel:	(+44/0) 1954 208208
Fax:	(+44/0) 1954 208208
E-mail:	info@eesox.com
Web:	www.eesox.com
Requires:	Risc PC for ease of use but could be used on other models

**R** Pushing forward the frontiers in RISC OS internet & web authoring software  
*Comp*

*New Release*



## Messenger

**An E-mail and News Client for RISC OS Professional Edition**

**£30**

The only RISC OS Internet software with the GOOD NET-KEEPING seal of approval

**SiteSeer** £25  
Viewing software for RISC OS

**HTMLEdit Studio**  
Next generation WWW authoring for RISC OS  
**£105**  
All the tools you need

Our RISC OS web authoring solutions set new standards in power and ease of use

### The Studio edition provides

- HTMLEdit 4+ Java support, sound and music, link and image checking, syntax colouring and OLE £53
- Enhanced Web Toolkit Visual frames, tables, animations, maps, palette control, Draw file conversion £30
- WebSpell Full HTML-aware spelling checker £15
- Webster XL Browser with frames, tables, forms, sound and JavaScript £25

**SiteMaster** Price now **£30**  
The Web Site Management System for RISC OS Computers

Now with automatic up-loader for getting changes online fast

**R** Interactive  
*Comp*



**anthem\*** £70  
inc. VAT

## The RISC OS MIDI Sequencer

Anthem is a feature packed, easy to use MIDI sequencing package for RISC OS computers. It employs a powerful and acclaimed new object-oriented (phrases of music) song structure that allows the musician flexibility in arrangement, and ease of editing unparalleled by any other RISC OS sequencer.

*We believe our prices are simply unbeatable*

Existing Sound & Music Products include PC SoundPro 2 £35, MIDI Synthesizers, Sound Cards, MIDI Cards, Parallel/Serial Port MIDI, MIDI Support....

# HEROES II

of Might and Magic II

## THE PRICE OF LOYALTY

Expansion Pack **£22**  
*New!*  
Requires Original HoMM2

Also: Final Doom Levels Pack £15 inc. Requires Doom or Doom+

### Other Games Titles

- Heretic & Hexen (Towers of Darkness Pack) £32.50
- Heroes of Might & Magic 2 £35.00
- Descent £30.00
- Doom+ £32.50
- Syndicate+ £29.00
- Abuse £25.00

Distributors for ARTEX: Ankh, Exodus  
PRO ACTION: Various titles

# Golden oldies

All being well, a selection of patches to make a whole host of older games function correctly on the latest StrongARM Risc PCs will be on the quarterly CD and downloadable from our website.

## Cataclysm

The object of *Cataclysm* is basically to get all of the liquid from the top of the screen to the bottom. Simple, eh? It's actually more difficult than it sounds, as the liquid has to fall into the collector at the bottom – any liquid that doesn't fall in reduces the amount of time you have left on the level, which means you have to place blocks in the right places to make the liquid go the right way.

This is made even more difficult on later levels because there are different types of liquid; acid is fatal on contact, and the blue and yellow liquid must be mixed before being collected, plus the puzzles become more fiendish.

You have to look very carefully to make sure that the water will definitely get to the collector before releasing it, this is made even more

*Alex Macfarlane Smith takes a look at four games from yesteryear*

difficult by various valves, dissolving blocks and remote control doors. There are also guns and aliens which will either try and shoot you, or follow you around as you progress. There are a total of 40 levels, so plenty to keep you entertained – some of the later levels are particularly difficult. Another feature of the game is that it also records your scores and times for each level, so you can go back and try to beat your best score and time, or compete against your friends.

The only feature that I felt would have been nice is a level designer. The graphics are quite good, you can easily see what is happening most of

the time (except when you are hidden behind water). It can get a bit repetitive at times, but if you leave it for a while and go back to it, it's still very good and addictive. *Cataclysm* is great fun to play, especially if you enjoy arcade puzzle style games.

*Cataclysm* is still available from The Fourth Dimension, see their contact details in the CJE Micros advert elsewhere in this issue.

## Elite

*Elite* has become one of the most widely known games since its release on to a number of different platforms (the first being the BBC Micro). The RISC OS version is considered by most *Elite* fans to be the best version on any platform.

*Elite* is a space adventure with a variety of gameplay which includes trading, combat and missions which involve hunting down pirates, or saving planets.

Initially you have to trade between planets to improve the specifications of your ship, and then you can choose what path you want to go down – trading, overcoming pirates, or even become a fugitive by attacking friendly ships, shooting down the police ships (Vipers) and so on. The layout of the eight galaxies are identical to the original BBC version, but in almost every other way the game has been improved.

All of the graphics use filled polygons (unlike the wireframe graphics of the original), there are now moons around some of the planets, and the varied ship routines



Become elite with Elite



Wild, wet fun in Cataclysm



A brief flashback to Flashback

are much better – you can be flying along and find pirates attacking each other, or a transport ship which you can either destroy, or defend from attacks from pirates [lots of pirates then – Ed]. If you're being attacked, sometimes Vipers will come and help you – depending how 'clean' you are. If you are a fugitive, Vipers will actively hunt you down. Not to be recommended before your ship is of a reasonable status.

Once you have got your ship well equipped, or have the appropriate number of kills, you may be contacted by an organisation or individual to carry out one of the four missions in the game, which on completion will award you with money to upgrade your ship, or special additional equipment. The ultimate goal of the game is to have a fully equipped ship, completed all of the missions and to be Elite.

Elite is now freeware and was on the cover disc of *Acorn User* a while back. An updated version to run on StrongARM Risc PCs may be downloaded from the features section of Acorn Arcade by following the links from <http://www.acornarcade.com/>

## Flashback

*Flashback* is probably one of the best arcade adventure games available for RISC OS. The intro sequence is slick, and introduces the story line – Aliens want to take over the world. They chase you. Shoot your space bike down. They assume you're dead, but you're not. The fools.

Your first task is to find out more about yourself – as you become conscious again, you knock a holocube off a ledge, picking this up and examining it gives you information about who you are and

what you should do. The eventual aim of the game is to save Earth from invasion by the aliens. The graphics in the game are excellent – the way that the characters within the game are animated, particularly the hero, are superb [I spend most of the time making him do forward rolls or pulling his gun out the holster, shooting a tree, then putting it back. It really is very good – Ed]. The backgrounds are also very well put together.

There are a number of

puzzles or tasks to solve; for instance, on the first level, you must help a man get to hospital, where he will give you an ID card allowing you access to the next section of the level.

Mostly you have to run around avoiding or killing your enemies, but it gets interesting later on when you have to complete certain missions to receive credits and also take part in a gameshow to get back to Earth.

The monsters and other inhabitants get increasingly clever as you progress through the game, and you have to learn when to use your forcefield. You can be hit a maximum of four times before your shield runs out, but there are recharge points scattered throughout the levels which will regenerate your shield.

The game is spread over seven levels with movie sequences scattered throughout the game. *Flashback* is an excellent game, with a superb blend of puzzles, action and skill. Sadly, stocks of *Flashback* are

somewhat hard to locate at present. The main distributor, CJE, has sold out, but keep an eye on the free ads and second-hand games advertised on the Internet newsgroups and you could get yourself a copy.

## Populous

*Populous* is a God style game, where you have complete control over all your people. The object is to build up your empire and eventually attack neighbouring tribes and wipe them out. You have a certain level of Manna which will increase with the number of people you have, and will decrease when you perform certain tasks.

Earthquakes which destroy the land and may cause people to drown, volcanoes which cause the enemy to spend time dropping the land back down to a reasonable level, swamps which people can sink into, and floods which cause the entire landscape to be dropped by one level must all be faced and survived. You need to be careful of these on later levels when the computer uses them to its advantage.

Your people are able to construct buildings, gather together to become stronger, travel to find enemies to fight, or you can create a knight who will go and find enemy walkers to kill or buildings to destroy. There are over 500 worlds in conquest mode where you battle it out against the computer – with varying levels of difficulty, and varying skills available.

Alternatively, you can just try custom mode which allows you to customise all aspects of the game – what skills good and evil can have,



Populous – would you make a good god?

the way the landscape looks and so on. You can then either battle it out with the computer, or watch the computer play against itself. There was to be a serial link option so that two people could fight it out between them, but sadly it was never implemented.

To sum up, *Populous* is a very enjoyable and varied strategy game. It may not appeal to everyone, but if you enjoy planning attacks on the enemy, or just playing God, this is the game to look for. As with *Flashback*, nobody seems to have stocks of *Populous* any longer. Keep an eye on the second-hand market if you're really keen to get hold of this one.

## News

In a break from the norm, there's actually some gaming news this month. Firstly, I bring the sad news that programming group GEK has left the RISC OS scene.

Their Website says that this is due to all of the members "buying PCs". GEK's two current projects, *ChopX* and *Sumitsu Sun* were nearing completion, so anyone who fancies taking these on should e-mail [games@acornuser.com](mailto:games@acornuser.com) for details of how to contact GEK directly. The good news this month is that Nintendo has announced they intend to use an ARM processor in their next generation GameBoy. This isn't strictly anything to do with the RISC OS market but it does go to show that had things happened differently, ARM-based Acorn machines could have been a lucrative gaming platform. The news will mean that emulating the new hand-held

console under RISC OS should be easier than those consoles which use other processors. Look out for a full emulation round-up on these pages in the next few months.

It has been rumoured that R-Comp Interactive are close to receiving their order of the *Heroes of Might and Magic 2* expansion pack, *The Price of Loyalty*. This pack was due for release at the Wakefield show in May but delays in shipping the boxes over from the US put the schedule back by several months. Unlike some other expansion packs, this one is set to add new features as well as offering new missions. For one, a random map generator is now included along with some very good music. Keep an eye out for a full review.

Another new release, *Toy Chronicles*, is also still on the cards for the new year. Billy from the Greek coding group, Fantasia Fan, posted to the gaming newsgroup to announce that the project is still being worked on but is being held back by the absence of *TopModel's* animation plug-in which was promised many months ago.

It's still hard to tell what this

game will be all about, but a few examples of the stunning artwork are included this month.

## Cheats

Since *Archimedes World* magazine stopped earlier this year, there's been nowhere for you no-good-cheats to send your wares for publication. Just so you know, cheats are equally welcome here but unfortunately we can't offer you any earthly reward other than having your name printed in this little 'ol mag. So if you have a cheat, level walkthrough or even a CheatMod from *Desktop Hacker*, e-mail it to [games@acornuser.com](mailto:games@acornuser.com) or send it on a disc to the usual editorial address. This month, we have a previously undiscovered cheat for *Chocks Away Extra Missions* submitted by Keith McKillop:

Go to practise map 'C', go into practise, pause, then hold 'I' 'E' 'T' and 'M', and press Space. With luck, it should de-pause and give you infinite speed limits and crashing will raise you about 100ft from where you last were. The necessity to refuel is also removed. Oh, and if you're on inside view when it happens, you're suddenly looking left I think, so the plane may appear to act oddly (it isn't though) until you change view.

A second cheat this month allows progression through the devilishly hard *BotKiller 2* from Wag Software. This one was contributed anonymously and is being published as revenge on the author for using a girl's name rather than my name, as it was in the pre-release versions:

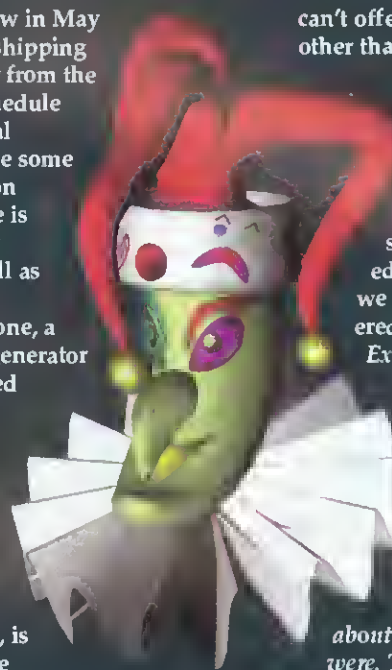
Enter a password of 'CLAIRE' from the main menu and the text 'CHEAT MODE' will hopefully appear at the bottom of the screen accompanied by a sound sample. Once in the game, use the following keys to gain your reward:

- keypad 1 - level skip
- keypad 2 - all three key cards
- keypad 3 - full ammo and weapons

Alasdair Bailey

## Contacting AU

Alasdair Bailey:  
[games@acornuser.com](mailto:games@acornuser.com)



Some images from *Toy Chronicles*

# The Acorn Software Network

## BUSINESS AND UTILITIES

Ant Internet Suite II	110.51
ArcFax	35.00
ArcFS2	25.00
ARCshare	49.95
Artworks	104.69
CD Burn	58.75
Complete Animator	94.05
DataPower 1	110.00
DataPower 2	166.32
DaVinci 90	81.08
Digital Symphony	56.95
Disc Doctor	28.45
Disc Rescue	45.00
Draw Works Designer	31.50
Easy C++	116.32
EasyFont Pro	59.95
Eureka 3	110.51
FastSpool+	17.62
Fireworkz Pro	166.31
Font Directory Pro	65.00
FontFX6	29.95
Game On! 2	15.00
Holy Bible (Illus.) BP(KJV)	82.25
HTML Edit 4	53.00
ImageFS 2	44.59
IMaster & TWAIN Driver	35.00
Impact Pro	100.00
Impression Publisher	136.41
Impression Style	83.54
LanMan98	41.12
MellDI	129.00
MIDI Synthesizer	46.94
Midi Works	151.95
OHP (Presentation)	29.95
Ovation Pro	158.62
P'tille port Zip driver (Argo)	34.08
PC Pro2	39.00
Personal Accounts V4	49.00
Photo Link	65.55
Photo Real (Canon/Epson)	65.86
Photodesk 3	299.50
ProArtisan 24 (RPC Only)	89.95
Prophet 3	179.77
Rhapsody 4	94.95
Schema 2	121.50
Sibelius 6	116.00
Sibelius 7	599.00
Sibelius 7 Student	345.00
Steuth 3	116.32
SparkFS	25.00
StrongGuard	25.00
Studio Sound	113.95
Tablemate Designer	60.00
TopModel 2	145.11
Turbodriviers (Can/HP/Eps)	54.69
WebSpider	40.00
WebTool for ANT Suite 2	29.38
WIMP Basic	44.99
Win95FS	41.12
XStitch 2	35.00

## EDUCATION

Animated Alphabet, Talk	33.43
Arc Venture (various)	39.01
Aztecs, Age 7-11	50.17
Calabash Pirates	25.98
Crystal Rain Forest	50.17
DataSweet 3	69.33
Dazzle +	83.71
Dinosaurs (10/10)	13.49
Doodle	32.37
English (10/10)	13.49
Essential Maths (10/10)	13.49
Essential Science	13.49
Expl with Flossy the Frog	28.79
First Logo	38.95
Freddy Teddy's Adventure	23.50
French (10/10)	13.49
Fun School 3/4 (various)	24.99
Geography (10/10)	13.49
German (10/10)	13.49

Granny's Garden	28.79
James Pond Run. Water	27.00
Maths (Geometry) (10/10)	13.49
Maths (Number) (10/10)	13.49
Mega Maths	24.99
Micro Maths	24.99
My World 2 + 2	54.70
Naughty Stories Vols 1-6	44.65
New Teddy Bear's Picnic	36.78
Nursery Rhyme Time	33.43
Oxford Reading Tree 3	44.65
Pendown DTP	65.85
Playdays age 3-8	23.40
Playground (Freddy teddy)	23.50
Smudge the Spaniel	25.98
Spelling & Punctuation	13.49
Splosh+ (1-5 users)	51.70
Table Aliens	27.85
TinyDraw/TinyLogo	29.37
Tizzy's Toybox	47.94
Watch Magic Grandad	30.13

## GAMES

Alone in the Dark	20.00
Anagram Genius	20.00
BHP Brutal Horse Power	28.49
Birds of War †	30.00
Black Angel	30.00
Carnage Inc.	22.50
Chocks Away Compend.	25.00
Cobalt Seed	23.74
Crystal Maze, age 7+	28.45
Cyber Chess	31.50
Darkwood	20.70
Demon's Lair	20.00
Drifter (DD/HD)	31.50
Dune II (CD - £31.50)	26.60
Dungeon †	27.00
E-Type 2 †	30.00
Eclipse Collection	22.49
Enter the Realm	25.00
Exodus	25.00
Fire and Ice	23.39
Global Effect	27.00
Groundhog	12.00
Haunted House	25.00
Holed Out Compendium	20.00
James Pond 2+	16.20
Logic Maria	27.00
Morph	25.00
Pandora's Box	25.00
Patience Addict	19.95
Play It Again Sam 3	24.95
Play It Again Sam 4	35.00
Real McCoy 2/3/4 (each)	35.00
Real McCoy 5	31.50
Rick Dangerous	15.26
Saloon Cars Deluxe	31.50
Scrabble	26.59
Shuggy	25.95
Shovy 3D	20.00
Silver Ball	12.00
Simon the Sorcerer	27.00
Small †	21.20
Spobbleoid Fantasy	30.00
Stereoworld	22.50
Stuntracer 2000 †	35.00
Supersnail	25.00
The Time Machine	25.00
Virtual Golf	31.50

## CD BUSINESS & UTILS

Arm Club PD CD 1	19.00
Arm Club PD CD 2	15.00
Artworks ClipArt 1 or 2	20.08
Bitfolio 7	42.74
Font Emporium	29.95
PDCD4 (Datafile)	15.00
PDCD5 (Datafile)	15.00
ProArtisan 2	98.93
Risc Disc Vol.1	15.00
Risc Disc Vol.2	20.00

Risc Disc Vol.3	25.00
Rob Duncan Cartoon Kit	42.74
Task Force Clip Art	33.20
Tekkie Disc (PRM's etc)	47.50

## CDROM EDUCATION

Ancient Egyptians	42.30
Ancient Lands	50.53
Anim Talking Alphabe	33.43
British Isles from the Air	42.30
Castles	42.30
Crystal Rain Forest 2	50.17
Dangerous Creatures	50.53
Dinosaurs	50.53
Era of the 2nd WW	81.08
Garden Wildlife	42.30
Guardians of Greenwood	58.16
Hutchinson's Encyclopedia	52.82
Illustrated Shakespeare	29.32
John Cabot & Merchant V.	42.30
Kingfisher Micropedia	76.38
King Arthur	58.69
Kiyeko with Acorn reader	36.43
Map Detectives	50.17
Musical Instruments	50.53
My 1st Incred. Amaz. Dict.	41.13
Number Time 2	28.99
Oxf. Talking Infant Atlas	22.32
PB Bears Birthday Party	41.13
Perspectives Francais	81.08
Romans	42.30
Science Explorer	66.96
Seashore Life	42.30
Science In Action	13.73
Settlements	81.08
Space Exploration	13.73
Survival: Mysteries of Nat.	42.30
The Way Things Work	50.53
The World's Weather	52.87
Tizzy's Toolbox	44.65
TOTS TV	19.95
Ultimate Human Body	50.00
Understanding the Body	42.30
Vikings	42.30
World of Robert Burns	93.94

## CDROM GAMES

Abuse	25.00
Ankh	25.00
Crystal Maze	28.45
Doom Trilogy	35.00
Dune II	31.50
Heroes of Might & Magic II	35.00
Simon the Sorcerer	32.40
Syndicate	29.00
Wizards Apprentice	24.95

**1500 titles Available!!**

Some dealers may not stock all titles

Minimum delivery £ 2

Credit Cards and Official Orders welcome. E&OE

All Prices Include VAT @ 17.5%

**New & Featured software**

**Textease Multimedia**

Award winning

Offer price **£85**

**Acorn Advance**

RISC OS4/SA compat.

**£50**

**ArcFS2**

R/W compression filing system

**£25**

**Alone In The Dark**

Walkabout game not SA

Offer price **£20**

**ImpactPro**

Relational database

New Publisher!

**£100**

**Key :**

NRPC Not for RPC

† Separate RPC version

Many titles abbreviated for advert

**Order from a participating dealer**

**Uniqueway**

Tel 01222 464020 Fax 01222 440071

email sales@uniqueway.co.uk

**Davyn Computer Services**

Tel 01924 254800 Fax 01924 254036

email sales@davyn.demon.co.uk

**CJE Micro's / NCS**

Tel 01903 523666 Fax 01903 523679

email sales@cje.co.uk

**CTA Direct**

Tel 01942 797777 Fax 01942 797711

email sales@cta.u-net.com

**The Data Store**

Tel 0181 460 8991 Fax 0181 313 0400

email sales@datstore.demon.co.uk

**Liquid Silicon**

Tel 01592 592265 Fax 01592 596102

email liquid@cableinet.co.uk

# RiscStation <sup>1999</sup> 2000

RISC OS compatible products for the new Millennium

# RiscStation <sup>1999</sup> 2000

RISC OS compatible products for the new Millennium

## CONTENTS

Page 2 The Latest RiscStation News

Page 3 Introducing the RiscStation NetWORX

Page 4 Introducing the RiscStation R7500 Lite

Page 5 RiscStation R7500 Lite Software Pack

Page 6 Introducing the PCI PROJECT

Page 7 PCI PROJECT Upgradability

Page 8 RiscStation Dealer Contact Information

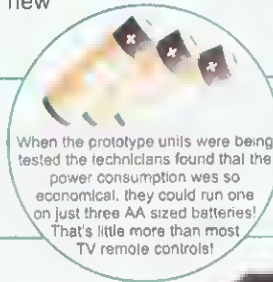
## NEWS

### NetWORX And R7500 Lite Now Shipping

Following the delay of a vital PCI component back in August the PCI-less projects, originally scheduled for release during the first quarter of 2000, have been brought forward for release before the R7500 and are now ready to find their way into many happy customers' homes and businesses. Initial feedback from customers on the NetWORX and R7500 Lite is extremely encouraging.

*"RiscStation would like to thank our customers for their comments, we look forward to entering the new Millennium with you."*

Projected sales figures are high and just as importantly, interest from the United States (bearing in mind no marketing whatsoever has been undertaken there) indicates a further increased user base for the new Millennium.



When the prototype units were being tested the technicians found that the power consumption was so economical, they could run one on just three AA sized batteries! That's little more than most TV remote controls!

## NEWS

### R7500 Evolution

The advanced release of the NetWORX and R7500 Lite computers has allowed the R7500 PCI variant to be completely re-designed to achieve maximum performance, for those users who require even more power. Due to these major re-designs the RiscStation R7500 has been renamed "PCI PROJECT" and has swapped release dates with its PCI-less brothers.

*"The PCI PROJECT is expected to be completed by early 2000."*




## NEWS

### 64bit PCI and Mega I/O for PCI PROJECT!

RiscStations hardware partners are currently producing new silicon to allow the PCI PROJECT to use an enhanced PCI based I/O chip in place of the current super I/O processor. This results in vastly improved I/O over the original R7500 and previous RISC OS compatible systems.

It is also envisaged that 64bit PCI will be a part of the PCI PROJECT as standard. This will result in an I/O bandwidth of a superior 264Mb per second. This bandwidth makes possible the use of the latest in PCI cards such as the new Simtec multi-processor boards, Gigabit Ethernet interfaces and the latest RAID controllers.





# RiscStation <sup>1999</sup> 2000

RISC OS compatible products for the new Millennium



## NetWORX

### SPECIFICATION

From £399 + VAT

56 Mhz ARM7500FPE (with integrated floating point co-processor)

RISC OS 4

8/16Mb 60ns EDO System Memory

6Mb Flash Memory containing RISCOS 4 and Utilities

Micro ATX Desktop Configuration

PS2 Style Keyboard Input

PS2 Style 3 Button Mouse Input

2 x Serial Port \*Rated at 460k baud

2 x PC Style Game Port supporting Midi In/Out/Through

2 x High Speed EIDE Ports \*Supporting up to 4 devices

1 x 10baseT Network Port with Wake On Lan Support

1 x EPP/ECP Fast Parallel Port

1 x IRDA Infrared Interface Support

1 x High Density Floppy Drive Port

1 x 15Pin VGA Connector

Full 16Bit OPL3 Stereo Sound Sampler & Mixer with FM

Synthesizer, Midi, Wavetable and 2 CD Mixer Ports

3 x 3.5mm Jack Sockets for Line in/Mic In/Headphone &

Speaker Out



Network Ready



Free Software

# RiscStation 2000

RISC OS compatible products for the new Millennium



## R7500 Lite

### SPECIFICATION

From £499 + VAT

56 Mhz ARM7500FPE (with integrated floating point co-processor)

RISC OS 4

16Mb 60ns EDO System Memory

4.3Gb EIDE Hard Drive

48X Atapi EIDE CD ROM Drive

6Mb Flash Memory containing RISCOS 4 and Utilities

Micro ATX Desktop or Mini/Midi Tower Configuration

Minimum 60 Watts External Stereo Speakers

2 x Serial Port \*Rated at 460k baud

2 x PC Style Game Port supporting Midi In/Out/Through

2 x High Speed EIDE Ports \*Supporting up to 4 devices

1 x 10baseT Network Port with Wake On Lan Support

1 x EPP/ECP Fast Parallel Port

1 x IRDA Infrared Interface Support

1 x High Density Floppy Drive Port

1 x 15Pin VGA Connector

Full 16Bit OPL3 Stereo Sound Sampler & Mixer with FM

Synthesizer, Midi, Wavetable and 2 CD Mixer Ports

3 x 3.5mm Jack Sockets for Line in/Mic In/Headphone & Speaker Out

PS2 Style Keyboard Input

PS2 Style 3 Button Mouse Input



Available as Desktop



Network Ready



Free Speakers



Free Software

## R7500 Lite SOFTWARE



RISC OS 4, the operating system of the R7500 Lite, comes with applications built in. A personal organiser, text editors, drawing applications and music software can all be found as part of the RISC OS 4 package. As well as the standard installed RISC OS 4 software, there is a bonus CD with even more too! Games, demo's, graphics and utilities can all be found on here.

As well as software that accompanies RISC OS 4, every R7500 Lite will arrive with a top selection of software preinstalled ready to use. Whether you want to work or play, there are programs for everyone on the R7500...


A great graphic design package that comes with a complete set of 2100 fonts and even a set of over 1000 clips to use with your designs! With a host of graphic enhancers as well as a complete font editor, DrawWORKS Millennium is a great tool for that creative job.



*Professional*

EasiWriter Professional is quite simply a brilliant Acorn compatible word processor. As well as being extremely user friendly, it can utilise the many fonts supplied with DrawWORKS Millennium. Combine this with MS Word compatibility, the European spelling checker and the many utilities found in this professional package, and you have a strong stand alone word processor.

Fireworkz Pro is a versatile office suite consisting of a word processor, a spreadsheet application and a database editor. A great all in one office package that is well laid out and easy to get to grips with, Fireworkz is a great solution for home office or business alike.



Back by popular demand, PipeDream is best described as an open plan office utility. Create a letter, a spreadsheet or a new database all in the same program, easily. A great introduction program for children due to the simple layout, yet a very able program never the less.

Aside from the serious applications, RiscStation have installed a selection of games in the GAMEZONE. Ankh, Botkiller and the nostalgic Frak! can all be found here. Also a selection of shareware and demos of up and coming titles can be found in the DEMOZONE, another place to visit if your seeking fun and games!

**DEMOZONE**



**GAMEZONE**

*Even more titles to appear soon.*

# RiscStation 1999 2000

RISC OS compatible products for the new Millennium



## PCI Project

### SPECIFICATION AS OF AUTUMN '99

£TBA

Minimum 56 Mhz ARM7500FPE (with integrated floating point co-processor)

RISC OS 4

Minimum 16Mb 60ns EDO System Memory

Minimum 4.3GB UDMA Hard Drive

Minimum 48X Atapi UDMA CD ROM Drive

6Mb Flash Memory containing RISCOS 4 and Utilities

ATX Desktop or Tower Configuration

Minimum 60 Watts External Stereo Speakers

Enhanced 64bit PCI Bus

2 x Serial Port \*Rated at 460k baud

1 x PC Style Game Port supporting Midi In/Out/Through

2 x UDMA/ATA66 IDE Ports \*Supporting up to 4 devices

1 x 100baseT Network Port \*Optional

1 x EPP/ECP Fast Parallel Port

1 x High speed Infrared Interface Support

1 x High Density Floppy Drive Port


1 x 15Pin VGA Connector

Full 16Bit OPL3 Stereo Sound Sampler & Mixer with FM Synthesizer, Midi, Wavetable and 2 CD Mixer Ports

3 x 3.5mm Jack Sockets for Line in/Mic In/Headphone & Speaker Out

PS2 Style Keyboard Input

PS2 Style 3 Button Mouse Input



Available as Desktop



Network Ready



Free Speakers



Free Software

## PCI PROJECT UPGRADES

Returning to the original R7500 designs and enhancing the PCI Bus and other areas of the motherboard has presented us with the ability to use very fast PCI card upgrades, the likes of which would not have been as functional on previous designs. The new PCI PROJECT will boast a 64bit PCI Bus for a bandwidth of around 264Mb per second, more than enough for most PCI upgrades.

**StrongArm Upgrade** - Upgrade to the faster StrongArm processors for increased power under general operation and for an overall quicker performance.

**MultiProcessor Upgrade** - Available with between 2 and 8 processors installed. Up to 3 cards can be used in any one machine, totaling 24 StrongArm processors! Powerful multithreading useful for many an application.

**PC Card** - Plans indicate the use of on board memory, and the ability to utilise up to a 500Mhz processor, and beyond. PC Cards have NEVER been as powerful.

**32bit SCSI Card** - Up to 15 high speed devices can be connected to the R7500 via this low cost, high performance card. SCSI Scanners, Hard Drives, Removable Drives, CD Writers and a host of other devices will be available to the RiscStation user.

**100baseT Network Card** - For increased performance over a network, this card can be added to the R7500's PCI bus enabling faster transfer between systems.

**USB Port Expansion** - USB, the new multipurpose port available to PC systems for some time now, will be available for the RISC OS user. WebCams, Digital cameras, and an increasing range of products can be connected via USB to the PCI PROJECT.

**Internal 56k & ISDN Modems** - Connection to the internet will be possible via an internal modem. Connecting the modem to the internal PCI bus results in a faster data transfer from modem to computer as well as cutting out the need for a bulky external box, a neat solution for the internet user.

**3D Graphics Accelerators** - Soon the RISC OS user can experience the power of a 3D accelerator card. Enhanced 3D gameplay in high screen resolution will be possible on the R7500 with this breed of card, as well as the possibility of special lighting and smoke effects being added real time to an intense 3D game.

**ATA 66 IDE Upgrade** - An extremely fast IDE expansion catering for those people wanting more low cost yet high speed IDE devices. More Hard Drives, CD ROMs and the like can be attached with this upgrade for very little expense.

**MPEG Decode/Encode** - MPEG encoded movies decoded on a RISC OS machine quickly for high quality entertainment and presentational purposes will soon be a reality with this upgrade. As well as this, the ability to encode your own material in high quality MPEG format should be possible with this exciting project.

*"PCI, the future of RISC OS computing."*

## OFFICIAL DEALERS

ACC Computers  
Herenlalsebaan 212  
B2100  
Deurne  
Belgium

+32 323/366.50.80

APDL  
39 Knighton Park Road  
Sydenham  
London  
SE26 5RN

0181 778 2659  
info@apdl.co.uk

Cannon Computing  
Whitegate  
Dunmow Road  
Hatfield Heath  
Bishops Stortford,  
Herts  
CM22 7ED

01279 730800 / 900  
sales@cannonco.demon.co.uk

CJE Micro's  
78 Brighton Road  
Worthing  
West Sussex  
BN11 2EN

01903 523222  
sales@cje.co.uk

CTA Direct  
168 Elliott Street  
Tyldesley  
Manchester  
M29 8DS

01942 797777  
sales@cla.u-nel.com

Cumbria Software Systems  
Unit 3A  
Townfoot Indus. Est.  
Brampton

01697 73779  
sales@cumsoft.demon.co.uk

The Data Store  
6 Chadderton Road  
Bromley  
Kent  
BR2 9ON

0181 460 8991  
sales@datastore.demon.co.uk

Datawave Nederland  
Christinalaan 31  
SOEST  
3761 BR  
Netherlands

+31 35 6013016  
Info@datawave.demon.nl

Davyn Computers  
The Workshop off Princes Street  
Sandal  
Wakefield  
WF1 5NY

01924 254800  
sales@davyn.demon.co.uk

Desk  
Sierbloem 3  
3068 AP Rotterdam  
Netherlands

+31 010 2860541  
info@deskvof.nl

E.t.c.  
58 - 60 Hexthorpe Rd  
Hexthorpe  
Doncaster  
South Yorkshire  
DN4 0DB

01302 342818  
etc@cwcom.net

Explan Computers Ltd  
PO Box 32  
Tavislock  
Devon  
PL19 8YU

01822 613868  
info@explan.demon.co.uk

Ifel  
21 Glenfield Road  
Glenmount  
Plymouth  
PL6 7LL

01752 777106  
sales@ifel@argonet.co.uk

Levens Software  
Kable House  
Amber Drive  
Langley Mill  
Nollingham  
N916 4BE

0500 121 242  
sales@levens.co.uk

Liquid Silicon  
2 Forth Avenue  
Kirkcaldy  
Fife

01592 592265  
liquid@cableinl.co.uk

Orcom System Haus  
Leipziger Str. 70  
06766 Wollfen  
Germany

+49 3494 6950  
orcomshw@professional-internet.de

Pineapple Software  
Suite 1, South Park Business Centre  
310 Green Lane  
Ilford  
Essex

0208 599 1476  
sales@pineapple.demon.co.uk

Simnet Computer Services  
'Mir' Ham Wharf  
Ihe Ham  
Brentford  
Middlesex  
TW8 8EX

0181 568 5393  
tom@simnetcomp.freemove.co.uk

Starlight Corp.  
Amerikalei 84 B10  
B-2000 Antwerpen  
Belgium

+32 3 238 5245  
manu\_T@writeime.com

Uffenkamp Computer Systeme  
Gartenstr 3  
D-32130 Enger - Dreyen  
Germany

+49 5224 978075  
laiu@ucs.de

Uniqueway  
3 Clarendon Road  
Cyncoed  
Cardiff  
CF3 7JD

01222 464020  
sales@uniqueway.co.uk

X-Ample Technology  
PO Box 77  
5340 AB Oss  
Netherlands

+31 412 634433  
xal@horizon.nl

## CONTACT US

### Hardware Partners



Registered Developer

**RiscStation Ltd.**  
168 Elliott Street  
Tyldesley  
Greater Manchester  
M29 8DS  
United Kingdom

**Tel: +44 (0) 1942 797777**  
**Fax: +44 (0) 1942 797711**

**Email: info@riscstation.co.uk**  
**Website: www.riscstation.co.uk**

**P** sion's Series 5 hand-held computer has been around for just over two years. It has always had much to tempt an Acorn user as, sentimentally at least, it's a British design using an ARM processor. Like RISC OS, the Series 5's powerful in-house developed operating system, EPOC, is staunchly Wintel-independent.

The Series 5 is a stylish and innovative product, but it's by no means perfect. Now Psion has introduced a face-lifted model, the Series 5mx and it successfully addresses many, if not all, of the original's faults.

Ask a seasoned Series 5 owner what they would like Psion to improve and the list would inevitably include a clearer, brighter screen, more memory, slightly less lethargic applications, integrated Internet support and a case finish which didn't start to flake and peel after a few months.

The new mx does have a revised screen – well, according to Psion at least. Compared to a fairly new standard Series 5 I couldn't see any difference. Because of the touch screen laminate, the screen remains lacking in contrast, especially in dim light. However, I suspect that all more recent Series 5s, mx or otherwise, have slightly improved screens compared to original models. The backlight is different, however. It's no more brighter than before, but it doesn't buzz like the old one and Psion says it uses about a third less power.

16Mb of system memory is now standard compared with the previous maximum of 8Mb, which is just as well, because if you load various options, like the Java add-in – which consumes 3Mb on its own, 8Mb would be barely adequate. As the mx has a speed-doubled 37MHz ARM 710T processor, applications are notably faster. For example, one particular address database search used to take 5 seconds to locate 55 records out of a total of over 700.

Now on the mx it barely takes 2

# Psion Series 5MX

*Ian Burley sees some improvement*

seconds. Navigation of menus and folders is noticeably a more crisp affair. Best of all, the new processor consumes no more battery power than the old one. I typically get 4-6 weeks use from a pair of AA alkaline batteries.

You can use NiCad rechargeables, or even better, more modern Nickel Metal Hydride (NiMH) types and the latter will last almost as long as ordinary alkalines, but they die almost without warning at the end of their charge, whereas alkalines fade out more gracefully. Internet e-mail, a Web browser and PC file synchronisation software used to be an expensive optional extra.

It's now bundled for free and the e-mail portion is even on ROM with its own iconbar button. The e-mail client was, from the word go, a pretty agreeable affair. It can now open Microsoft Word attachments natively.

Web browsing is still a rather sluggish and unfulfilling experience.

Frames are still not supported, so it's an emergency-use only option really.

Multiple accounts are supported; useful with the plethora of 'free' Internet offers currently available. Java, which works in conjunction with the Web browser, is supplied on CD-ROM, which could be important for some business users. Psion has made

a big commitment to Java and expects thousands of Java applications to attract all sorts of users eventually. If there is one major distinguishing feature of the mx, its metallic grey paint job is it.


The old Series 5 was dressed in a dark grey or occasionally a special edition British Racing Green rubberised finish. Unfortunately, the exposed sharper edges of the case soon lost their paint, leaving otherwise reasonably new Series 5s looking prematurely tired.

The new finish looks hard wearing but only time will tell. So what else has changed? Support for Microsoft Office file compatibility has been stepped up and there is even an Outlook Contacts database application in addition to the original 'Data' database. Information exchange using platform-independent standards like vCard and IrObex are now supported.

To summarise, the Series 5mx is smarter, more capacious, faster and more versatile than ever before. It has evolved, but not radically. As a Series 5 original edition user I look longingly at the mx but my financial conscience orders me not to part with the £429 inc. VAT asking price.

However, if you're in the market for a powerful pocket computer with a great keyboard and digital voice recorder – go for it!

**END**



## Product details

Product: Psion 5mx  
 Price: £429 inc. VAT  
 Supplier: Most High Street electrical retailers

# Network

Ben Ollivere  
uses his machine  
at a distance

# computing

**L**inux is a bit of a buzz word in the computer industry these days. It's a free operating system that is a derivative of Unix and was initially written by Linus Torvalds, who still heads one of the development teams. The most common derivative (RedHat Linux - <http://www.redhat.com>) is available for RISC OS, in the form of ARMLinux (<http://www.arm.uk.linux.org>) though installing it is tricky and involves reformatting your harddisc.

An alternative is to use a Unix/Linux machine over a network from your own computer. This is most commonly done by installing an X server - a piece of software allowing you to run programs on a remote computer while the output is displayed on your machine.

The most common software for this is Humming Bird's *Exceed* (which I have run successfully on my PC card using NetLinks). Another common method is to connect using a telnet client, which gives you a text-only command prompt.

But what if you want to use an X windows session on RISC OS? Gnome Computers produce *!X* which is equivalent to *Exceed*, but it is single-tasking and costs £199 (<http://www.gnome.co.uk>). However it is possible to get a completely usable

X session using free alternatives.

*!Xserver* is a freeware X server under development by Vincent Sanders, and is equivalent to *!X*. You can get it from <http://www.inkvine.fluff.org/~vince>

Although only at the 'alpha' stage of development, it does work, but won't really run anything useful at the moment.

## VNC

Virtual Network Computing is a system similar to X, but allows you to run it on a variety of operating systems - clients and servers exist for almost every OS (including Windows, MacOS, Linux/Unix, RISC OS and BeOS).

In order to get a running X session under RISC OS you need to download the Linux client software from <http://www.uk.research.att.com/vnc/> follow the download link and select the OS installed on the remote machine you wish to connect to. Download the archive and save it to your directory.

The following instructions assume you are using a Bourne-type shell and a Linux box. You should telnet to the remote machine and enter the following at the command prompt:

```
[ollivere@xserver ollivere]$ unzip vnc-3/3/2r3_x86_linux_2/0.zip
```

This will extract the program to a sub-directory called *vnc\_x86\_linux\_2/0*

```
[ollivere@xserver ollivere]$ cd vnc_x86_linux_2.0
```

Changes directory,

```
[ollivere@xserver vnc_x86_linux_2*0]$ chmod u+rwx *
```

Sets the file permissions,

```
[ollivere@xserver vnc_x86_linux_2*0]$ ./vncpasswd .auth
```

Constructs a password file

```
Password: [enter desired password]  
Verify: [re-enter desired password]
```

The next task is to start the VNC server and get a window manager running. Unix has a system of display

screens, this is where several display systems can function at once. It is very likely that your server machine will be running X windows on screen 1. So you will start VNC on screen 2.

It is usual to specify a screen like a port number, so *xserver.sjc.ox.ac.uk:1* would be screen 1 on the machine I use, and *xserver.sjc.ox.ac.uk:2* would be screen 2. We also need to set the display to output to VNC, and start a window manager:

```
[ollivere@xserver ollivere]$ ./Xvnc :2 -geometry 1024x768 -depth 16 -rfbauth ./auth &
```

Start VNC,

```
[ollivere@xserver ollivere]$ export DISPLAY=xserver.sjc.ox.ac.uk:2
```

Set display to VNC or, if you are using *tcsh* or other *c* type shell:

```
[xserver]% setenv DISPLAY  
xserver.sjc.ox.ac.uk:2  
[ollivere@xserver ollivere]$ wmaker &
```

And start *window maker* window manager.

The initial command *./Xvnc* sets the VNC server running, you can get a full list of options with:

```
./Xvnc -help
```

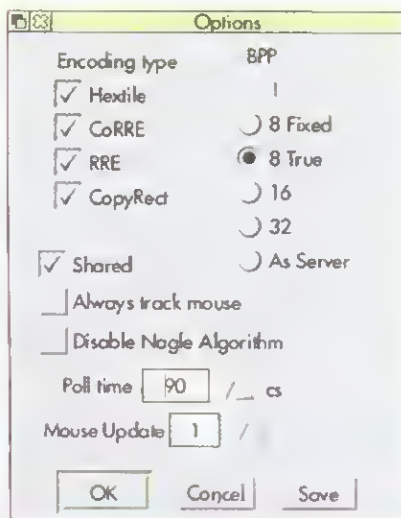
You must add the *'-rfbauth ./auth'*, or anybody will be able to log on to your account without entering a password, which represents a major security risk.

Your system may not have *window maker* installed (my window manager

## Changing shell

If you are not using a Bourne-type shell (*bash* or derivatives), you can change shell by typing *ssh* at the prompt, and selecting *bash* from the available options.

Obviously the system is limited in performance by the network you use, however you can alleviate network load by choosing a window manager that requires less redraw, I find *afterstep* or *window maker* to be the quickest, and *fvwm2* to be particularly slow.



VNCviewer set-up options



of preference), if you get an error, something like:

```
jollivere@xserver vnc x86 linux 2.01$
bash: wmaker: command not found
[1]+ Exit 127 wmaker
```

Then try a different window manager, either *twm* or *fvwm*.

## Client software

Now you have a working VNC server, you need to get hold of a RISC OS client to connect to it. There are two currently available: *VNC* by Simon Truss (<http://www.bigblue.demon.co.uk/VNC.html>) and *VNCviewer* by Leo White (<http://www.brighteyes.u-net.com/>).

Connect to your server on screen 2, and enter your password when prompted. Hopefully you should now be presented with an X windows screen. Now you have your VNC server running successfully, it can be tweaked a little to make it run a more efficiently.

If you are running a fast network (such as an ethernet) and the remote machine is on the same hub, or across a couple of hubs, you will be able to increase the performance of the VNC desktop by increasing the network traffic, this will increase the performance of your desktop, but slow down the network for other users. There are three changes that can be made:

### Screen Update/Poll Time

These settings set how often your local screen is updated. The lower this value the more responsive the X desktop will become.

### Mouse Update

This sets how long the program waits before sending updates to the mouse position on the screen. The lower this value the more responsive the mouse will feel.

### WimpPoll (VNC only)

This option sets in (centiseconds) how long a time slice VNC may use before other tasks are swapped in. Setting this as high as possible (100 cs), will devote more time to VNC than to other tasks.

### Disable Nagle Algorithm

(VNCserver only) This disables grouping of packets (information sent over the network). Selecting this results in less efficient, but faster, networking.

There are various other methods for increasing the performance of VNC. If you don't need 16bpp colour reducing the number of colours will reduce network traffic. Rather than doing this on the viewer, if you start the VNC server with '8' rather than '16' to specify the colour depth you will not

only get better dithering, but a much faster display. You can also make life easier by not selecting textured window tools and backdrops, as plain colours compress better and will therefore be quicker to update.

*VNCviewer* is the most fully implemented of the two RISC OS clients, sporting features such as full screen and single-tasking modes, as well as having an easy to use and understand configuration window.

Connecting is simply a case of clicking Select on the iconbar icon. You do need to specify the screen number though, which is 2. *VNCviewer* also has the edge in terms of ease of configuration with an easy to understand, nicely laid out configure window.

VNC is more fiddly than *VNCviewer*, and you must set up many of your choices through editing the config file, it also lacks a full screen mode. However, VNC sports a toolbar, is quicker, and so is my client software of choice.

## VNC vs X

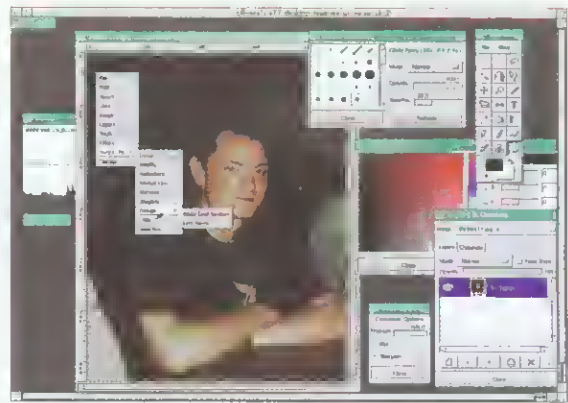
So far VNC has been presented a little as a 'poor man's X server', however there are quite a few advantages to using VNC rather than an X server.

The first and largest advantage is that you get a persistent desktop. Logging off and closing your window does not kill your tasks, or change anything on your desktop, as VNC is still running, while under an Xserver

## How does it work?

VNC is not an emulator, when you run a program under VNC you are running it on a remote machine over a network. This means that applications run at full speed, what doesn't run at full speed is the screen update.

In a VNC system you have client software and a server software which communicate with each other over the network. The client software detects the mouse-clicks and keys you press on your machine and transmits them over the network to the server software which 'inputs' them for you on the server machine, and then transmits the information back over the network so the client can update it's display. Various tricks are used to ensure that the client runs as quickly as possible.



The GIMP and TWM window manager

the window manager and tasks would usually be killed, and if they weren't there would be no way to re-connect to your new display. Hence it is possible if you (like me) move to many different locations on the same network, or locations with fast Internet access, you can simply open your VNC display to find the desktop as you left it.

VNC also allows multiple connections to the same session, this means that two people may connect to the same desktop at different locations (and on a fast enough network connection even in different countries). This is very useful for demonstrating software or multiple use.

VNC (unlike an X server) may run on any desktop system. Hence it is possible to use a PC, Mac (or even Amiga) with a VNC client simply by running server software on that machine. There is now even a Java version which will run embedded in a Web page, hence machines such as a Psion may still run VNC.

Equally, (and possibly more usefully), it is possible to run a VNCserver on the Acorn. This allows you to use your RISC OS machine across the network. *VNCserver* (<http://www.interconnex.co.uk/~paul>) is the only server software available, and is fairly rudimentary, but it does work.

## Useful software

So what is actually worth using on VNC? Pretty much anything will run (aside from games, you won't be playing *Quake* for example) at an astounding speed considering what is going on. Software I find particularly good includes:

The *GIMP* (GNU Image Manipulation Package) is a complete fully featured art/image manipulation package, and best of all it's free. (<http://www.gimp.org>)

*Wordperfect 8*, the definitive word processor for Linux (<http://www.eorel.com>) and *Netscape*. (<http://www.netscape.com>)

END

# PhotoFX

Nicholas van der Walle of Astute Graphics returns to Photodesk with some optional extras

**D**on't blame me. I freely admit to the fact that Spacetech's two 'FX' plug-in packs for Photodesk are nothing new. I had my hands on them a year ago and even then they had been available for some time.

The delay in getting them reviewed lies squarely on the shoulders of *Acorn User's* Deputy Editor – the contact address being at the front of the magazine if you wish to complain (and to think I got him this job – Ed). Well, that may not be perfectly true but it does make for a more watertight excuse.

I reviewed *Photodesk 3* what seems like a year ago now (my filing system does not allow for spontaneous checks of any nature) proudly displaying my then latest self-proclaimed masterpiece, *Convergence*, created with the aforementioned program.

While a lot of hard graft went into that one drawing (on the assumption that if I put that comment in, more people will be fooled into thinking I work for a living), I must confess to having created many effects within *Convergence* using the special FX add-ons. Back then I found them indispensable. A year later you would not be able to take them away from me for love nor money.

## The FX packs

Officially, I should refer to the *Photodesk* add-ons as *Photodesk Plug-in Effects Collection FX1* (and 2). But as I haven't got all week to write this review, from here on the products shall just be referred to as *FX1* and *FX2*.

It's all very well to give them a more efficient title, but what are they? Well, *Photodesk 2* and *Photodesk Light* acquired an ability that the original product never had – that of being able to add to the package's functionality by supplying a small application that would work within

the framework of *Photodesk*. Modularity is another name for this practice.

Like all the other applications that have this ability to be expanded (*ArtWorks*, *Photoshop*, and so on), *Photodesk's* plug-ins are invisible to the Filer after installation, unless you dive into the contents of the program (for which there is no reason to do so). The matter of installation is simplicity itself being a case of just running a foolproof install program.

As the FX packs are not full programs in their own right, they are very compact and are supplied on single floppy discs. In fact, the majority of the disc space (95+% if you want to be pedantic about it) is taken up with the supply of the public domain Web browser *Webster* and the FX's accompanying Web help file. Yes – your only source of documentation is a disc-based HTML document, but this is never a problem as the plug-ins are so easy to use.

## FX pack one

Each pack comes with a distinct list of additional effects that may be achieved over and above what is supplied as standard with *Photodesk*, which may be seen as precious few




Figure 11: The Original image

in the classic 'FX' sense. *FX1* brings the following list to the party:

- Lens simulation
- Spin and zoom blur
- 3D ripple
- Diffuse map
- Outline glow
- Sharpen edges
- Hatch
- Pixelise
- Crackle

All new facilities listed above, just as with the second FX pack, may be accessed through the FX icon on the *Photodesk* toolbar. It is a great relief that all effects may be found through a similar user interface with the minimum of fuss, which makes any sort of documentation unnecessary.

The truth is that probably the best way to explore the potential of these additions is to load one of the hundred example JPEGs supplied with RISC OS 3.5, especially one with a great range of colours like the fruit bowl, and start manipulating all before you with these new toys.

## Common interface

Each effect is controlled through a similar compact 'Special effects' window as shown in Figure 1. The top half of the window (along with the ability to select the type of effect available) is always shown, with the




Figure 1: The 'Special' effects window showing its preview option

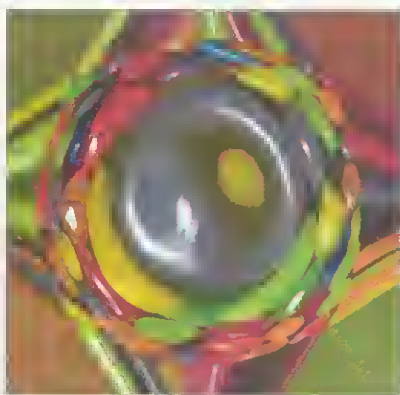


Figure IV: The image after a positive lens simulation of 500% distortion and 250% magnification has been applied

eye icon giving the choice to view a preview of the effect you intend to apply. The variables controlling the particular effect differ from type to type.

If you opt to see the preview portion of the window (as depicted in Figure I), the left window may contain either a sample snapshot of a particular area or a global view of the whole image. Whether a snapshot or global view is depicted depends on the suitability for the chosen effect. To the right, a complete scaled view of the whole image is always visible.

If a snapshot preview is deemed to be suitable by *Photodesk*, it is usually because the option applies localised effects (such as rain drops) as opposed to a global effect (such as twisting as shown in Figure I). Navigation around the whole image to select an area to snapshot preview is available in three handy ways; clicking on the area of the global preview (lower right of the window), manually scrolling the snapshot image (for more precise movement) and clicking on the exact spot of the main canvas image. The Preview



Figure V: Creating the ubiquitous 'magnifying lens' effect

button applies the effect to the snapshot or global preview image. This does not alter the main canvas, which is thankful, as some of the effects are quite processor-intensive.

Once you are happy with the effect you wish to apply, the appropriately named Apply button forces the effect upon the whole image on the canvas, apart from the masked areas. Simple.

## Using FX1

The effects provided on *FX1* are all pretty self-explanatory in the function they are likely to provide. The benefit of this is that they all have a very clear use, so these extras are more than just toys. To demonstrate this, I shall use the *Lens Simulation* to create a, erm... lens effect.

The classic scenario is drawing a timeless magnifying glass above an exciting image, letting the new *Photodesk* effect warp the section of the image that may be viewed through the glass lens area.

Figure II shows the square original image taken from the example images supplied with my Risc PC. When I then apply a positive lens simulation of 500% distortion and 250% magnification to the image, Figure IV is created.

The fact that the whole image becomes affected can, on the surface, seem a bit limiting. However, all effects respect any mask present, with *Hatch* even being able to interact with a mask. In practice,

though, the best results are often achieved by cutting and pasting the area you wish to be affected and then using masks to help control just how the affected area can return to the original canvas. This method should be familiar to most people who use *Photodesk*, with its fluid cut and paste abilities aiding the process.

Returning to the lens simulation effect, we can see just how versatile each new tool is. In order to change Figure II into Figure V, I conducted a positive lens effect. By altering this to its default negative one, the




Figure VI: The 3D ripple effect at 35% amplitude and a frequency of 5 cycles

more conventional lens 'bulge' may be generated.

Figure V was created by cutting and pasting a circular area of the canvas to a new file, applying the negative lens effect to that, then pasting it back to the original canvas (with Replace selected). This left the area of the image outside the supposed glass lens unaffected. To finish the image, I drew a metallic lens ring to highlight the extremes of the effect, lightened the original background to increase contrast and applied some simple shading.

## Being picky

Picking out my other favourites in the *FX1* collection brings me on to *3D ripple*. Imagine placing an image under the water of a puddle – look directly down from above and then drop something in the water. The *3D ripple* tool creates what the puddle scene describes, except you don't get wet or have to retrieve a soggy picture.

To illustrate this, Figure VI is of the *Convergence* print manipulated through the *3D ripple Photodesk* effect at an amplitude setting of 35% and a frequency of 5 cycles. Varying just these two settings can create wildly differing results. I have also found that by adding a border to the image (using the extend feature built into at least *Photodesk 2*), the end result may be controlled as the amplitude setting takes the canvas as a whole into consideration.

Another favourite from the *FX1* selection is that of zoom blurring. For this one, discard the imaginary puddle and just navigate your head very quickly towards a picture. Noticed how the image seemed to



Figure VII: A zoom blur of 100% strength and 75% speed with a radial mask applied

zoom towards you? No? Well, just apply this zoom effect to see what I mean. Figure VII was again originally taken from the stock images. Before I applied the zoom effect, I first specified a little outline glow (another FX1 feature) so that the tips of the petals would be highlighted, then set a radial mask followed by a mask inversion so that the centre of the rose head was protected.

The applied zoom blur of 100% strength and 75% speed affected the extremes of the rose and background, leaving the centre largely in focus. I found that applying a global zoom without the use of a centre focal mask would lose all detail leaving a confusing blurred image.

All other effects from FX1 that haven't been touched upon so far are illustrated in Figure VIII. Of these, I can only find two limiting factors; the *Spin blur* can not be spun any further than shown and the *Hatch* tool can only hatch from NW to SE

(although of course you could flip the image before applying it).

The *Crackle* effect is a nice one in that it can give an 'old master' effect to any image, while the *Diffuse map* option can mimic certain painting styles as well as rough sketches (especially for mono images).

The final effect for this first pack – *Pixelise* – is the ideal one for hiding any informant's identity. The person you want to disguise the identity of may even specify whether their face be pixelised to a mask threshold (giving a jagged pixel border) or not (giving a much smoother pixelated profile).

## FX2

The second effects pack is identical in style to the first, but delivers a whole new batch of options and buttons to mess around with.

The list of additional features are as follows:

- Chrome
- Posterise
- Colour contour
- Twirl
- Glaze
- Raindrops
- Dimple
- Channel map
- Median filter
- Crystallise

Again, I will choose three of what I consider to be the more sophisticated effects and put them through their paces.

To start this off, I will tackle what is probably the most versatile of the twenty tools found in both packs, yet looks docile if the user interface's options are anything to judge it by. I

must confess to initially ignoring the *Channel map* tool as when I just aimlessly prodded around with it, the results were disappointing.

The trick was to use the mask channel to cause a distortion effect. The profile of the mask determined just how the image on the canvas would be stretched and manipulated – with full control over just how much this tool should pull the image around.

I found one great result that appears to be very convincing. By filling the mask channel with a coarse texture prior to entering the

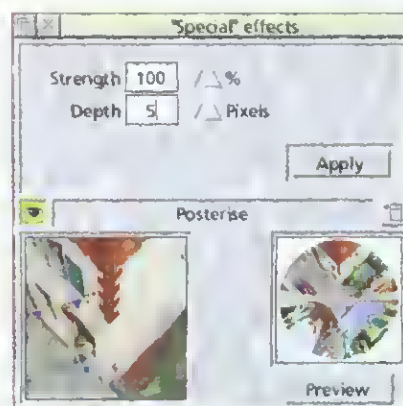


Figure IX: Using the Channel map tool to create a stone texture

FX tool, I would then select channel 4 (the mask, by default) as the controlling channel for this effects tool.

Requesting a low distortion value (of say, 3) and a radius of around 6, with 50% highlight, I was able to create Figure IX; what I would consider to be the ultimate stone design effect. The difference between this and just superimposing a texture is that this actually distorts the original image rather than just adding or subtracting brightness levels.

## All in a spin

Practicality can take a pause while the more gimmicky, but truly wonderful *Twirl* effect can make an appearance centre stage. I had been awaiting the re-emergence of this facility ever since Oregon's quietly laid-down *Photo Touch* package was released.

Again using my *Convergence* image, in an apparently never-ending shameless plug, I subjected it to a 120° twirl effect. The result may be seen below. The twirl constraint is between -720° to 720° (two twists clockwise to two counter-clockwise, respectively). At these extremes, a very savage whirlpool may be generated. But, back to a more useful



Figure VIII: The remaining FX1 effects

tool, the last effect I shall look at in relative depth is the ultra-realistic *Raindrops* effect. This was the tool I utilised almost everywhere throughout the development of *Convergence*. Not only does it make for some great raindrop effects but I also found that it was the best way to create a rough, random texture over a large area.

The problem with normal textures (on any system of this type) is that they are based upon a sample square greyscale image, usually not more than 200 pixels square. Whereas some of these are very convincing when applied in relatively small areas, over a greater distance the eye can quickly pick out the repetition. Therefore when I had to generate a gravel effect over a large (pixel-wise) area, I opted to use the *Raindrop* effect tool, setting the drops to a minimum size and almost 100% coverage.

## The rest

The six remaining tools in the FX2 pack are not necessarily less significant, but either do as their title describes on the tin or I've never found a real use for them (yet...). Referring to Figure XI, I kick off in this final round with *Chrome* - great for creating sci-fi look creatures. *Dimple* is one of those tools that you will find a real use for once in a lifetime. *Colour contour* is, well, bright. Again, more of an occasional tool for photo-retouching. *Glaze* is quite unique in that it is one of those effects that would be very hard to create in any other way. Just load in that bowl of



Chrome



Dimple



Colour contour



Glaze



Crystallise



Posterise

Figure XI: The remaining FX2 effects

fruit image as supplied with your computer, click *Glaze* and watch the liquid icing just pour on.

*Crystallise* is very much a 'style' effect and a very convincing one too. The resultant paint effect is realistic and not over-done as many equivalent packages tend to produce. *Posterise* is in the same class as *Crystallise*, producing a very believable effect.

The final effect is that of *Median filter* which sounds less interesting but serves an oft-requested purpose. It is extremely good at removing sharp colour noise as is often generated when capturing video pictures. Apparently this tool was requested by many of Spacotech's customers who cut their teeth using their original satellite data display packages, where this feature was first present. Never needed it personally, but upon testing it on an artificially-generated noisy

picture, I had to admit it removed it cleverly, leaving very few problem areas.

## To top it all

It's been a bit of a strange review; on their own, each effect amounts to very little, but when you gain access to all twenty new tools your list of possibilities does open dramatically. I did not use the tools immediately (and at the start I wondered if they were worth it), but once you get on with pushing *Photodesk* more and more, you'll find that you start to subconsciously use the tools as if they were always there. If they were removed from my setup now, I'm sure that I would be lost in the first fifteen minutes of booting *Photodesk* up.

The best compliment is that they are so transparent in use. There is no need to flick through manuals, attack alien interfaces or get to know the mathematical formulae involved. Just select and click. Then try it again with another one. Then another, just to see. And another...

END

## Product details

Product: Photodesk FX 1 and 2 (require Photodesk 2 or 3 or Photodesk Light to run, also available from Spacotech)  
 Price: £19.95 each  
 Supplier: Spacotech Limited  
 Address: 1 The Courtyard, Southwell Business Park, Portland, Dorset, DT5 2NQ  
 Tel: 01305 822753  
 Fax: 01305 860483  
 E-mail: sales@spacotech.co.uk  
 Web: www.spacotech.co.uk



Figure X: The Raindrops effect

# 3D splendour

Part 2 of Max Palmer's TopModel2 review

Last month I looked at the basic features of *TopModel2*, Sincronia's excellent RISC OS 3D modelling package. This month I'll be finishing my review by looking at some of its more advanced features.

## The environment

While the creation of 3D objects can yield satisfying results, it is clear that a simple wire mesh lacks the realism we have come to expect from today's crop of graphics packages. To add the next level of depth

we need to turn to *TopModel's* environment tools which enable us to assign attributes to objects within a scene. By attributes I really mean material types such as plastic, glass and metal, colours and texture maps.

In brief, a material type governs the physical properties of an object, such as how light reflects off the surface, whether or not it is transparent, its ambient colour and so on, whereas texture maps permit a picture to be warped over the surface to provide a high degree of realism. For instance, a rectangular block can be made to look like a brick wall by applying a repeating image of a brick pattern to its surface. (Figure I)

*TopModel* allows users to assign attributes to objects by first selecting the desired polygons or primitives and then using the attributes window to set their properties (Figures II and III). Attributes may be chosen from a number of predefined materials and named colours, or a new type can be created by defining the necessary parameters and assigning a name.

New materials can also be exported for use in other scenes using the new resources editor, which also allows user-defined views and paths to be saved.

*TopModel* is able to use wireframe objects as texture maps and maintains a numbered list of all the textures that have been loaded during the creation

of a scene. Since the textures themselves are not saved as part of a *TopModel* scene file, *TopModel* copies any textures used during a session inside *TopRes*, its central resources folder. This also reduces the risk of problems associated with images disappearing or moving between sessions.

Once loaded, textures are assigned within the attributes window using one of several mapping modes, polygonal, planar, spherical or cylindrical, the choice of which largely depends on the geometry of the object to which the map will be applied. It is also possible to flip the orientation of the image, specify the number of times a texture is to repeat across the surface (in both the horizontal and vertical directions), and select a colour which will be transparent when rendered.

If that weren't enough, you can apply a texture as a chrome map, or select an additional image to use as a bump map. Bump maps are typically greyscale images, with the intensity indicating the elevation of the surface, and are used to simulate the effects of relief when the object is shaded – hence the term bump map.

In general, the texture engine produces good results and is very fast, particularly when you consider the lack of floating point hardware. However, occasionally small glitches appear in the rendered display, as is common with many fast mapping routines. So care must be taken when applying a texture to the model to account for the orientation and viewing angle in order to eliminate texture smearing.

As well as permitting colours and materials to be assigned to an object, the attributes window enables the display style used to render individual objects to be specified as either wireframe or solid; flat or



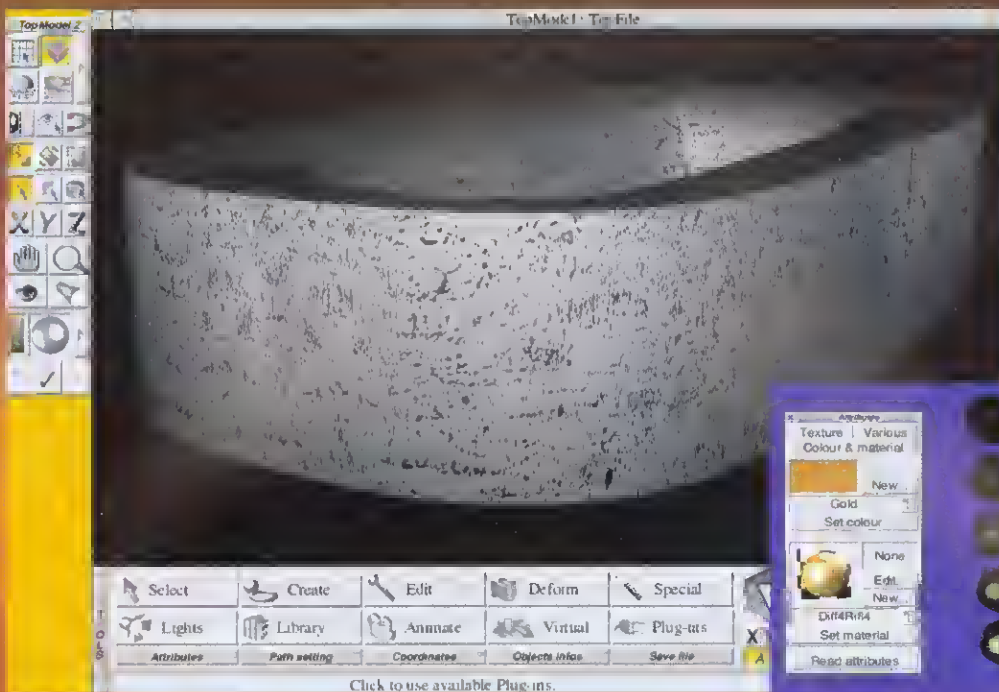
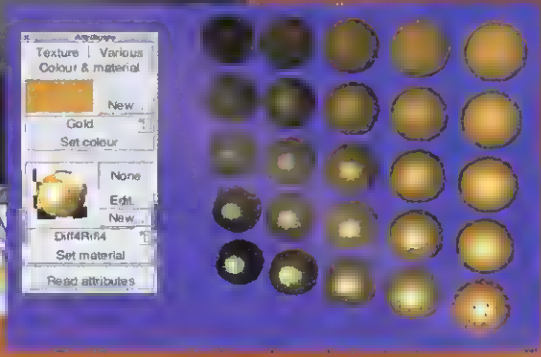


Figure 1: An example of texture mapping

Figure 2: The attributes window allows properties to be assigned to objects, including the material type. This example, supplied with TopModel, shows the effect that changes in diffusion and reflection have on the appearance of a material



smooth and light or opaque. These styles override the currently selected render mode and can be used to improve the appearance of objects or make the machine more responsive by reducing the load on the processor.

For example, Phong shading interpolates between vertices to improve the appearance of objects, making them appear smooth instead of composed of flat surfaces. However, this style of shading can

look odd when applied to large, flat areas, such as walls. In this case, a user might choose to override the default rendering style by switching the particular object's attributes from smooth to flat.

### Polish

Once you have created, imported, adjusted and distorted the objects required for your scene, it's time to think about how you can add polish before you output your results. Key

areas here include use of lighting, if you're thinking of exporting a bitmap image, and choice of viewing angle.

Unfortunately, while the object creation and manipulation facilities within TopModel are pretty good, the lighting facilities are somewhat basic. General lighting options include being able to specify the intensity and colour of the front light and ambient conditions, while the lights menu allows you to add additional



Figure 3: The attributes of a selected object

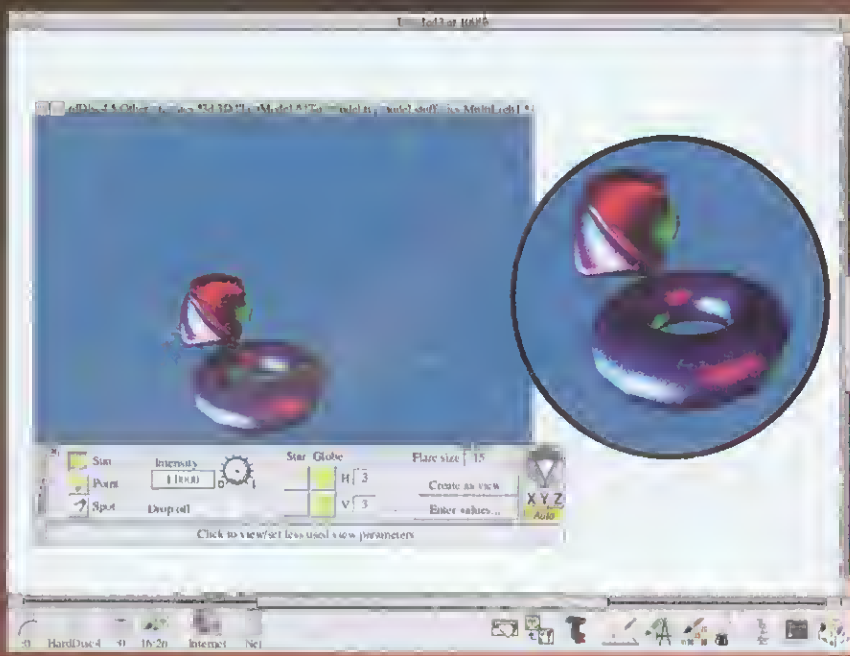


Figure IV: The path of lights may be made visible for manipulation (main picture) or turned off for the final image (Inset)

spot lights, extra 'sun' type lights (essentially directional, parallel beam sources of light) and point sources.

While you can adjust the intensity of the extra lights, move them about and create primitive lens flares, rather strangely there's no obvious method of setting their colour or adjusting other properties once they have been created; an obvious deficiency. Lights aside, *TopModel* allows the viewpoint to be set up

using either the manual rotate/zoom/translate tools or by entering values into a dialog for more precise control. Once a useful angle has been obtained it can be saved as a named view and recalled at a later date.

While most editing and creation of objects is likely to take place with perspective off, more often than not you will want it to be enabled to produce a better looking final scene

and this may be done by toggling the perspective icon on the *TopModel* toolbar.

Other nice features which can be used to improve the appearance of the rendered output are the ability to use an image as a backdrop and enable fog, which can be chosen to match the background colour and have the intensity and drop-off rate adjusted to suit. Putting all these effects together enables some pretty good-looking results to be obtained within *TopModel* as shown in Figure V; however, to get the best from the scene I would recommend using some of the alternative output options available to you.

*TopModel* supports a number of output options in addition to its own native file format, and includes the ability to export the scene as a picture, a drawfile (either wire frame or flat shaded, but not textured), an ASCII file and its own 3DScene filetype, which is compatible with the freeware *TopModel* file viewer (*TMViewer*).

The picture export option creates an image using the current rendering style and allows the size of the output image to be specified, at sizes up to 2048 x 2048, as well as the filetype (either sprite or targa) and colour depth. While *TopModel* does not anti-alias the output image, an option is available to export at double or quadruple the current



Figure V: A rendered scene with fog, flares and a background image



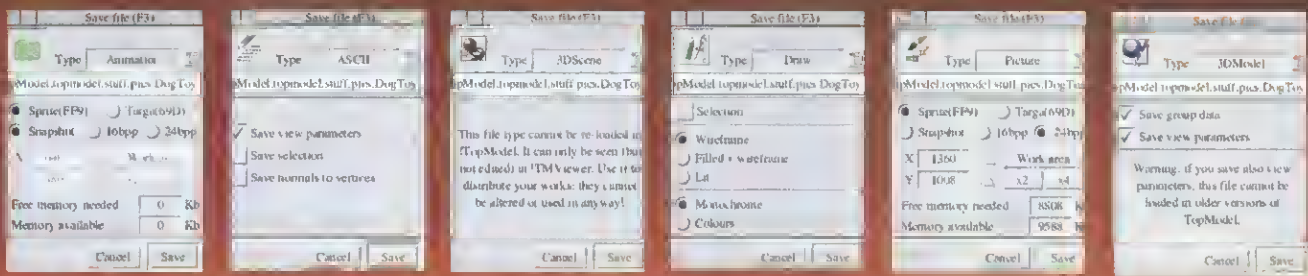


Figure VI: The standard TopModel output options

work area dimensions, resolution limitations permitting. You can then produce an anti-aliased version of the picture, at the original work area resolution, by halving the scale of the image using an image processing application such as *ChangeFSI*.

One of the obvious limitations of *TopModel* is that while the final output image is quite good, it is still tied to the capabilities of the rendering engine. As such there is no support for advanced features such as ray-tracing, which enable impressive results with physically accurate reflections and shadows to be produced. In many respects this is not all that surprising, since the level of computation required for accurate ray-tracing demands a machine with a decent floating point unit which, if we're being sensible here, rules Acorns out at present.

However, for those who are fortunate enough to own both an

Acorn and recent PC all is not completely lost, since *TopModel* provides a utility to convert *TopModel* ASCII files into other formats, including VRML and DXF. In addition, I have created a fairly basic, 'rough and ready' PC-based utility to convert *TopModel* ASCII files into OBJ files, which I may consider releasing once I've cleared up potential distribution issues.

While, regrettably, none of these export options preserve texture information, they do provide a relatively painless method for importing your creations into many 3D packages on other platforms, enabling you to use *TopModel* as a design tool, which it is good at. Once you have imported your models you will need to add textures, however, assuming your package of choice has a good ray-tracing engine, the results definitely justify the means, as the accompanying box on the creation of

the RISC OS logo hopefully demonstrates (Figure VIII).

### Into the future...

One of the great things about *TopModel* is that unlike many other packages that have come along, its creators, Sincronia, have tried hard to listen to users and continually enhance their offering. Although development of the core engine continues, Sincronia have opted to enhance *TopModel's* feature set by providing a plug-in system, which allows extra modules to be loaded at run-time.

Two such modules are currently commercially available, *TopDeform* and *TopFont*, while others are under development. *TopDeform* provides an extra set of deformation tools that are split into five categories, fractal, enlarge, envelope, displace and function.

These allow various types of distortion to be applied to a mesh, for instance an image can be used to displace points within a mesh (a bit like emboss in a 2D paint package), alternatively objects can be exploded or have fractal noise added to make the surface appear rough or crumpled (among other effects).

Probably of more interest however is *TopFont*, which comes on CD-



Figure VII: When saving out as a sprite it pays to save at twice or four times the actual size, then use *ChangeFSI* to reduce and anti-alias the graphic (above saved at 100%; right saved at 200% then reduced)

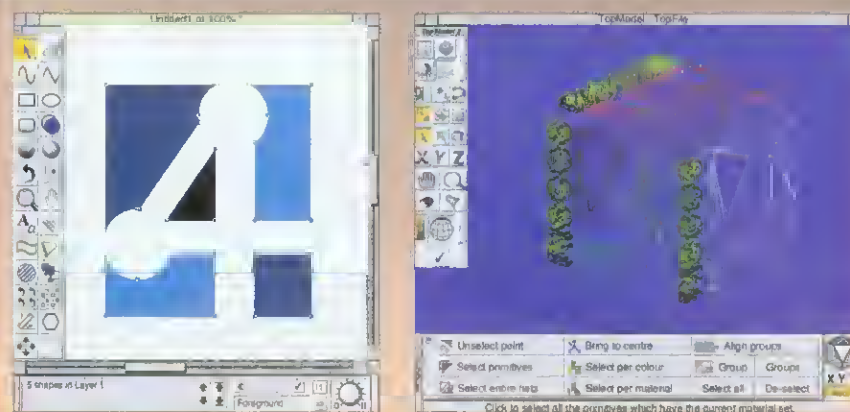



Figure VIII: Steps outlining the creation of the RISC OS 4 logo

**Stage 1:** First the basic RISC OS 4 logo was created in *ArtWorks* using four rectangles and three circles. Once made, the five pieces of the logo were created from the original using Martin Wuerthner's excellent *Intersect* plug-in tool for *Artworks*.

**Stage 2:** Next the logo was exported from *ArtWorks* as a drawfile and loaded into *TopModel* as an extruded object. *TopFont* was then used to create the RISC OS text, with a simple cut-away bevelled edge selected. The text was then rotated and scaled to match the dimensions of the extruded

drawfile. Two copies of the face were then made and rotated to lie in the correct positions. Finally, colours were applied to each of the pieces, which were then grouped by colour.

**Stage 3:** The *TopModel* file was exported as an ASCII file and converted into an OBJ file using a PC-based conversion application written by myself (see main text). The OBJ file was imported into MetaCreations' *Bryce4* on a PC and the colours and material settings reapplied to the groups. Finally, a radial light source was placed at the centre of the logo and the scene ray-traced in *Bryce*.



ROM and adds the ability to create 3D text. Once selected you simply choose a font from the list, select a bevel style and type the text you wish to display into an edit box. You then drag the text into the main view and reposition it using the standard selection tools.

While this process works very well, you should be aware that you can only select from the list of fonts that are supplied on the CD-ROM and of those fonts, only numbers and letters (upper and lower case) are permitted, although one font, *Fences Plain*, does appear to consist of symbols. These slightly annoying restrictions notwithstanding, the variety of effects that can be created using *TopFonts* is impressive, a few

examples of which are shown in Figure IX.

In addition to *TopDeform* and *TopFonts*, two more plug-ins are currently under development. *TopBones* will allow 'skeleton-like' control points to be added to meshes, allowing complex models to be created and sections repositioned much more easily than is currently possible, while *TopMotion* looks set to add a stunning array of features for producing animations, including particle effects and complex linked actions. After sneaking a few glimpses at Wakefield, all I can say is I can't wait.

## Round up

In the preceding sections I have touched upon some of the ways objects can be created, imported, distorted and edited using *TopModel*. However, I must emphasise that there are many other features which I simply haven't had space to introduce, let alone describe.

Indeed, it is illustrative that despite the fact I have been a regular user of *TopModel* since it first came out, some years ago, I still come across powerful features which I never knew exist, and therein lies *TopModel's* beauty, and also its curse.

It is so laden with features, which to a certain extent have moulded the development of its own, distinctive, user interface, that it is sometimes difficult to spot the wood from the trees, especially when things don't

work quite as we have come to expect them to. This can be frustrating at times, nevertheless, despite its flaws – a few of which I have mentioned in the text – it is an incredibly powerful and rewarding package if you take the time to investigate its features.

It is also worth remembering that the world of three dimensional design is an inherently complex subject. Hopefully, during the course of the next few months, I will be able to ease the learning curve and enable others to get the most from this elegant, occasionally frustrating, graphics package.

With the prospect of further development and new plug-ins on the horizon the future looks bright. Bravo Sincronia!

END





Figure IX: *TopFont* in action. The illustration shows the effect that different bevel styles have on the appearance of some of the fonts supplied with the plug-in

## Product details

Product:	TopModel2
Price:	£152.75
Product:	Top3DFonts (Plug-in)
Price:	£58.63 (includes CD collection2 and free v2.14 upgrade)
Product:	TopDeform (Plug-in)
Price:	£28.79
Supplier:	Spacotech, 1 The Courtyard, Southwell Business Park, Portland, Dorset DT5 2JS
Tel:	(+44/0) 1305 822753
Fax:	(+44/0) 1305 860483
E-mail:	sales@spacotech.co.uk
Web:	www.spacotech.co.uk/topmodel/

# NoticeBoard Professional

NoticeBoard Pro is one of the most advanced programs for creating and running stand-alone rolling displays and slideshow presentations on RISC OS computers



Single user: £29.95  
Site licence: £110

NoticeBoard Pro is a powerful yet easy to use design and presentation system that will run on all RISC OS computers from 3.10 up.

▲ Programs can be created using Sprites, ArtWorks, Drawfiles, JPEGs and the new Cerilica Vantage program, and you can add sound!

▲ The many in-built features give complete control over presentations, including forward and backward slide movement in slideshow programs, and production of stand-alone programs to run on other computers and with digital projectors.

NoticeBoard Pro enables you to present a series of pictures and/or words with automatic or user-controlled time delay between slides. Its many uses include:

- ▲ Product promotion at Exhibitions, etc.
- ▲ School Open Day presentations and other special events
- ▲ Information points in Offices, Libraries, Schools and other locations
- ▲ Fund-raising activities

*The only limits are the size of your hard drive and your imagination!*

## The Really Good Software Company

39 Carisbroke Road, Harpenden, Herts UK AL5 5QS  
Tel/Fax: 01582 761 395 E-mail: sales.rgsc@argonet.co.uk  
No VAT, Post & packing for UK and Europe add £1.50  
Other countries £5.00

IT'S HERE!!

## RAMplify

The affordable alternative to hardware memory upgrades!

Do you ever find yourself running short of memory?  
Have you ever found yourself switching between two programs by quitting one and starting the other?  
If the answer is yes, then RAMplify is the program for you!

With RAMplify, programs can be frozen to disc, freeing precious memory for use in other jobs, saving you time and allowing you to continue with your work faster.

With just two clicks of the mouse, RAMplify will dump the whole of an application's memory to your harddisc. RAMplify can also be configured to automatically freeze programs after a defined period of inactivity. An exclusion list of programs not to be frozen can be set up and all configuration options are performed using an easy to use desktop interface.



RAMplify runs on any Acorn 32-bit computer with RISC OS 3 or greater, Risc PC and StrongARM compatible.

RAMplify costs ONLY £19.95 and is

available from Werewolf Software. Please add £1.50 for P&P. Most major credit cards are accepted. Please call to order or send a cheque/P.O.

Other products available from Werewolf Software include:

**TANKS** - An exciting strategy game (fun for all the family)

**Shuggy** - A fun and thrilling graphical adventure game

Each available at ONLY £19.95 - 24% off (plus £1.50 P&P)

Werewolf Software • 23 The Spinneys, Bromley, Kent, BR1 2NT • Tel: 0181 289 6003  
E-mail: info@werewolf.demon.co.uk • WWW: http://www.werewolf.demon.co.uk/

# STD

Stuart Tyrrell Developments

## ParaFS

### RED HOT Networking.

Works with all machines fitted with a bi-directional parallel port (A3000/A4000/A5000/A4.AT/000/ResPC)

Implemented as a Ring system for transparent file-sharing across machines

No need for cumbersome and slow transfer programs. Typically achieves access speeds of well above 100k/sec!

"I found ParaFS easy to install and straightforward to configure and it has worked without a hitch. I like it!" Philip Perry, Archive 12 10

£29.95 with a RED HOT connection cable, or £22.95 for the program alone



### Mouse Interfaces, Trackballs etc

PS2Mouse Use PS/2 mice on your Risc OS machine £ 4.95  
PS2Mouse+ With through port to keep Acorn mouse £ 9.95  
Touchpad Mouse replacement. Use with PS2Mouse £29.95 £34.95  
Trackball Large heavy ball. No interface - plugs straight in! £ 4.95  
Mouseball Replacement heavy mouse ball 21mm £2.95

### Game Interfaces, Joysticks etc.

PCJoy Analog joystick interface gives you a gameport! £ 9.95  
PC Phantom Joystick for above (4x auto fire throttle etc) £ 9.95  
Tigon Alternative joystick for above £ 4.95  
Solo Budget joystick interface for Atari-style digital sticks £ 4.95  
Apache Joystick for above (microswitched) £ 4.95  
Python Alternative for above (non-microswitched) £ 9.95  
Interface joystick (single-socket) £5.99 £5.95  
Obsolete Drivers Disk for old joystick/joystick+ etc. 95

### Access Products

PS2Mouse+ also has switch inputs - ask for details! £29.95  
Horizontal keypad Mouse+ option for use with Solo £24.95  
Switch Input leadset for Solo (remulate mouse/keyboard) £9.95  
Keyboard+ Switch keyboard replacement (advanced order) £49.95

### Easy Sharing!

Share devices between a RiscPC and PC using our range of quality switches. All include cables

Keyboard, PS/2 mouse and serial switch (ideal if your monitor has two inputs) £39.95

15HD to 5vBNC monitor cable for above £19.95

Keyboard & Monitor switch £39.95

Keyboard, Monitor and PS/2 mouse switch £49.95

Printer (1 machine -> 2 devices) £17.95

Printer (2 machines -> 1 device) £22.90

Many other combinations are available - call for details.



Stuart Tyrrell Developments  
PO Box 183, OLDHAM OL2 8FB  
Tel: 01705 848 600 (9am-9pm)  
Fax: 0870 164 1604 (national rate)  
E-mail: info@stddevl.demon.co.uk  
http://www.stddevl.demon.co.uk

Phone, Fax or email for a free product information flyer!

All prices include P&P  
Delta/Visa/Mastercard welcomed.  
All trademarks acknowledged. E&OE.

# Free Ads

- ESP MIDI Synth Plus. Play MIDI files in Software! Includes 5 floppies, Instrument CD 1 and manuals. £45 inc postage. Contact Craig. Mobile: 07990 524 507. E-mail: craigb@argonet.co.uk
- RPC 700 with SA upgrade, DX4-100 pC card + software, CD-ROM, 540Mb HD, 32Mb RAM, 2Mb VRAM, SCSI MKII Epson stylus 200 colour printer, A4 colour flatbed scanner, 18 months old, perfect condition with monitor. £1000 ono. (S.Yorkshire) Tel: 01709 770 052
- A5000, 4Mb RAM, 428Mb HD, FP chip, VGC. £150. Tel: 01276 65 512 (Camberley, Surrey)
- Risc PC 600 AKF60, 14in Monitor, 12Mb RAM, 2Mb VRAM, Mozart 16 Bit Soundcard, 486 PC card, 25W Speakers, 4x CD-ROM, all manuals, Impression Style, HP Deskjet 360C colour printer, £575 ono. (Burton) Staffs. Adrian Hanlon, tel: 01283 517 088
- Acorn Risc PC 700 with: 48Mb RAM, 2Mb VRAM, 1.2Gb Hard Drive, 8x CD-ROM and Monitor £350. CJE 586 133MHz 512Kb cache PC card plus PCPro3 software. £150. Also Windows 3.11, 95, and 98 if required, plus 12 Games, £Offers. E-mail: k.rolfe@virgin.net or tel: 01703 868 695
- Olympus C1400L Digital Camera (1280 x 1024) + 2 x 8Mb SmartMedia, Serial Cable, PC Software & Snapshot+ for RISC OS (Irlam Instruments), £450 ono. Works fine with RISC OS 3.6, 3.7 & RISC OS 4.0. Call Paul on 0171 202 3309 or e-mail paul\_jagger@uk.ibm.com
- Would anyone be interesting in buying an old Acorn Computer, with no Model No. on it, (but around the 1980's in age)? The Serial No.is 01-AMB15-0339675. BBC Master Series Microcomputer. I live in Kent, in the UK. Thank you. E-mail: edridge@ic24.net
- PC software for windows, TextEase Std Ver 4.0 unregistered CD, manuals £30; Fireworkz for windows £25.00(no manual) DX4/100PC card manuals, DOS7 £75. Tel: 01706 812 516
- A3020, 2Mb RAM, RISC OS 3.11, AKF40 colour monitor, hi-fi sound upgrade, £120 including delivery. Also have 4Mb machine, specs as above, £150 including delivery. Call Glenn on (01453) 844513 or preferably e-mail: glenn@squirrel-net.demon.co.uk
- Acorn A5000 ARM3 with atomwide 8Mb RAM 210Mb HD. With keyboard, mouse, manuals, Artworks, Impression, Ant Internet Suite v2, Games. £120. Telephone Barny in Taunton (01823) 490322.
- Acorn Qume Calligraph laser printer and laser card, cables, manual and spare brand new laser toner, £125. Wanted: Ethernet card with access+. Tel: 01268 734 215

## Acorn User Free Ads Service

Why not take advantage of our free reader ad service? Fill in your details on this coupon (25 words maximum, one word per box below) and send it to Free Ads, Acorn User, Tau Press Ltd, Media House, Adlington Park, Macclesfield SK10 4NP or by e-mail to: freeads@acornuser.com. Only one ad per reader please. Although we try to publish every ad we receive, we can make no

guarantees; publication is entirely dependent on space and time constraints. Please fill in your name and telephone number below - these will not be published, but they enable us to contact you in case of any queries. Please include your town/county in each ad to help other readers with their purchasing decision.

Your name:.....Telephone no: .....




Century House  
Market Street  
Swavesey  
Cams. CB4 5QG  
Tel/Fax 01954 208208  
sales@eesox.com



Eesox have some offers too good to miss...  
...so check out our web-site now...

[www.eesox.com](http://www.eesox.com)

## 4-Piece Multi-Media Sound System

See Mike Cook's article  
'Getting Balanced'

**Graphic  
Equaliser**

**£47.50**


**Speakers**

**£45.50**

**4-Piece Set**

**£87.50**

Prices include VAT  
Carriage extra (£11.75)



**Graphic Equaliser**  
and  
**3D 600W Subwoofer  
Speaker System**

CD-REWRITERS

CD-ROM DRIVES

DVD-RAM

SCSI CARD

GRAPHICS TABLET

AUDIO

SOFTWARE

HARD DRIVES



### Monitors

Iiyama 15" 350	£145.00
Iiyama 17" (S702GT) .28dot	£279.00
Iiyama 17" 400 Pro .25 dot	£359.00
CTX 14" Digital Scan	£125.00
CTX 15" Digital Scan	£145.00
CTX 17" 28 70Khz Digital	£259.00
CTX mons have (3 year on-site warranty)	
Many other models available	

### Switch Boxes

Parallel 2 way (25w 'D' skts)	£16.99
Parallel 4 way (25w 'D' skts)	£19.99
Serial 2 way (9w 'D' skts)	£19.99
Monitor+Keyboard 2 way	£19.99
Suitable cables and other boxes available, please ask	

### VGA to PAL TV Converter

The VGA Converter allows the output of any Acorn running in a VGA or SVGA mode (or PC comp) to be displayed on a TV or recorded onto a video recorder. Please ask for more information.

**Price £159.00 inc vat**

### Colour Printers

Epson Stylus Colour 440	£105.00
Epson Stylus Colour 640	£135.00
Epson Stylus Colour 850	£199.00
HP Laserjet 1100 (laser mono)	£289.00

### Virus Protection

Pineapples Virus Protection Scheme has been running for over six years and is still being updated with new viruses on a regular basis. New software versions are sent out to members every four months and the total number of viruses which can be removed is well over 200. The latest version is now scanning at up to four times faster than previous versions despite coping with many more viruses.

**Joining fee just £28.20**

*'If you're interested in virus protection, join the Pineapple Virus Protection scheme and buy Killer. Accept no alternative - 'Acorn User Feb 96*  
Inexpensive multi-user licences

### Parallel to SCSI adapter

A brand new product from Pineapple providing an inexpensive alternative to a SCSI card when using SCSI scanners. The SCSI adapter plugs into the parallel port (with a 'through' printer connector), and can be used directly with SCSI scanners. Works with A3010/3020/4000/5000/A7000/RisePC (inc StrongARM).

**Price just £59.00 inc vat**

### Colour Scanners

The new Epson GT7000 is great value and the Photo version with transparency adapter gives excellent quality on both transparencies and negatives. Our new SCSI parallel port adapter cable makes this excellent scanner very affordable. The Plustek 9636T parallel port scanner also gives excellent quality with built in transparency adapter. All scanner prices include Imagemaster and Twain software.

Epson GT7000 - SCSI	£259.00
Epson GT7000 Photo - SCSI	£299.00
Plustek 9636P - Parallel Port	£139.00
Plustek 9636T - Parallel Port (with transparency adapter)	£189.00

### Pineapple Software

Suite 1, 310 Green Lane, ILFORD  
Essex IG1 1XT

Tel 0208 599 1476 Fax 0208 598 2343

email: - sales@pineapple.demon.co.uk

www: - <http://www.pineapple.demon.co.uk>

Terms: - All prices include 17.5% vat. Carriage £5 on most hardware. Small items £3 (or less). Phone for quote outside UK. Official orders, cheques and all major credit cards accepted at no extra charge.



### Studio24Pro

'Many Acorn User front covers have been created from scratch using this program alone. concrete proof of the power of this creative tool' - *Acorn User Mar96*

**New low price - £59.00 inc vat**


## Sleuth 3

No matter which scanner you buy, if it was originally intended for use on a PC or Macintosh you will almost certainly be given a 'lite' version of an OCR package. This is almost always effective to a point, but when you demand accuracy it's no good. So what's the solution?

Sleuth 3 is the latest version of the acclaimed OCR package for RISC OS computer systems. The editor has been enhanced (above that of Sleuth 2) to allow greater control over the OCR'd text including the ability to insert/remove paragraph breaks and amend identical errors easily. Greater accuracy has been achieved, especially with degraded images. New font information – a total of 114 fonts and styles – has been added including more mono-spaced fonts and has the ability to output them in Rich Text Format (RTF), which can then be loaded into any word processor or OTP package that supports RTF (including Ovation Pro and Easiwriter).

While Sleuth 3 can be used on any machine with RISC OS 3.1 and 4Mb of RAM, we recommend use on a Risc PC, A7000+ or similarly specified machine for the best performance.

*The usual RRP of Sleuth 3 is £116.33, but we have negotiated with Beebug Ltd to offer Sleuth 3 to you at just £105*



Lloyd Research Ltd  
Tel: (01489) 574040  
email: prog@lloydres.u.k  
www:lloydres-cow  
985  
Production  
programmer


The L9000 uses purpose designed plug-in modules (HOT CRUDE SOCKET ADAPTORS) to gang program a wider range of microcontrollers than any other known stand-alone programmer. RND we don't stand still... new devices including eeproms and flash are added monthly. Full details are on the Web or just telephone.

*The key new features of Sleuth 3 are:*

- Full multitasking editor, allowing you to correct mistakes while the OCR routine is running
- Ability to achieve over 90% accuracy on recognised fonts, using good quality 300-400dpi images
- Text conversion at between 80 and 250 words per minute
- User-definable or automatic zone creation can be used to choose which part of the image to convert
- Editable user dictionaries
- Foreign language dictionaries
- Batch processing
- Import of grayscale sprites
- Editor enhancements
- Automatic page orientation
- Improved accuracy

## Textease

This award-winning desktop publishing package is capable of so much – rather than my writing about it, take a look at the screenshot. The version on offer isn't the latest; but it is fully StrongARM compatible and we guarantee your creative output will be made even easier! Usually priced at £49, we're offering it at half that – buy now, while stocks last!



# Acorn Reader

## Drifter

For many years, one of the most popular styles of computer game has been a racing game; and racing games on RISC OS have always (it seems) followed one style: car, speeding, and nothing else. Drifter is a racing game unlike any other on the Acorn platform. Taking you into space, the action occurs in a flying buggy unlike anything seen before.

Drifter will work on any RISC OS computer with 2Mb RAM or more, but is best suited to a Risc PC/A7000. The usual price is £35 inclusive: we've done a deal with The Fourth Dimension to get you £10 off!



£25

£25

## Destiny

Irrespective of where you work, you will probably have come across a first-person shoot 'em up game in the same vein as *Doom*, *Quake* and so on. Up to now all these games have all been PC imports ... enter *Destiny*, the first original game of this type for the RISC OS platform.

The culmination of four years work, *Destiny* features high resolution graphics, a huge variety of levels, serious fire power, intelligent enemies, original music and much much more.

The game requires either a Risc PC or A7000+ (a StrongARM is highly recommended) with 8Mb RAM and a CD-ROM drive.



Priced at £30, or £25 to Acorn User subscribers

## Acorn User past CD-ROMs

With the immense success of our CD-ROM offer, we're now out of stock of the January '96 Cover CD-ROM. We are, however, pleased to announce a new offer with a slight twist to it: you may choose any THREE items from those listed, for £5. We're offering a little more choice this time; but do note we're not able to supply anything less than three items.

You may choose any three from:

- August '96 CD-ROM (Collectors CD-ROM 2 - lots of Web stuff, utilities, games and much more)
- December '97 CD-ROM (Collectors CD-ROM 3 - Huge Destiny demonstration, past cover discs and much more)
- TWD past cover discs (of our choice - they will be over one year old)
- BDTH film trailer CD-ROMs
- The Evolution CD-ROM

This three-disc set costs just £5

## Basic & Wimp Programmers' Toolkit

We folks at Acorn User know you like to program - that is plain enough for anybody to see. But we also know there are a few of you who perhaps don't have the time to sit down and learn, or would like it to be just that little bit easier.

In this exclusive new reader offer, ProAction are offering Acorn User readers a choice of two special programmers'

packs: if you only have access to a floppy disc drive, the Basic & Wimp Programmers' Toolkits (supplied with full documentation) will serve as the ideal set of utilities to cater for your programming needs.

Either way, it costs just £13.50 or £10 for Acorn User subscribers.

## AU Binders

A year's worth of Acorn User brings you thirteen issues of the very best news, features and reviews, not forgetting the monthly cover disc with fully usable applications every month. If left lying around, your magazines could become damaged or frayed: put them in an Acorn User binder, this will not happen! If you'd like your magazines to last much further into the next millennium, get some binders to put 'em in!

Prices: £7 (one off), £6 (2+)  
Postage: £2 per binder (UK),  
£3 (Europe), £4 (Rest of World)

Please send me the following products:

- |   |              |
|---|--------------|
| <input type="checkbox"/> Sleuth 3.....                          | £116.33      |
| <input type="checkbox"/> Textease.....                          | £25          |
| <input type="checkbox"/> Drifter.....                           | £25          |
| <input type="checkbox"/> Destiny.....                           | £30 (£25)    |
| <input type="checkbox"/> Basic & Wimp Programmers' Toolkit..... | £13.50 (£10) |
| <input type="checkbox"/> AU Binders.....                        | £7/£6        |

Postage (single item)

- UK - £2  
 Rest of Europe - £4  
 Rest of World - £6

Postage (2 items or more)

- UK - £3  
 Rest of Europe - £6  
 Rest of World - £9

Please tick if you have a CD-ROM drive

Order total (inc. postage).....£

All prices include VAT Prices in brackets are for subscribers

Please tick here if you do not wish to receive information from other companies

Name .....

Address .....

.....Postcode.....

E-mail.....Tel No.....

I wish to pay by:

- Cheque/postal order (payable to Tau Press Ltd)  
 Credit Card (Visa/Barclaycard/Mastercard/Access)

Credit Card No:

Expiry Date:  /  Name on card: .....

Signature:.....

Credit card transactions will be under the name of "Powertrack International"

# Keeping it in the family

Every once in a while, we all get the urge to research our family's past. Whatever the reasons, it can be a long and arduous task but it can be very rewarding to find out interesting details about the lives of those who went before you.

In the past, family trees would be written on pieces of paper but in these days of interwebs and millennium hugs, there's another method of nurturing your family

*Alasdair Bailey  
finds out where  
he came from*

tree: from the comfort of your RISC OS desktop. *Ancestor+*, published by APDL, is the grandchild of *Ancestry*, the late Graham Crow's first stab at family tree software which was first written in the days of Arthur OS and

single-tasking applications.

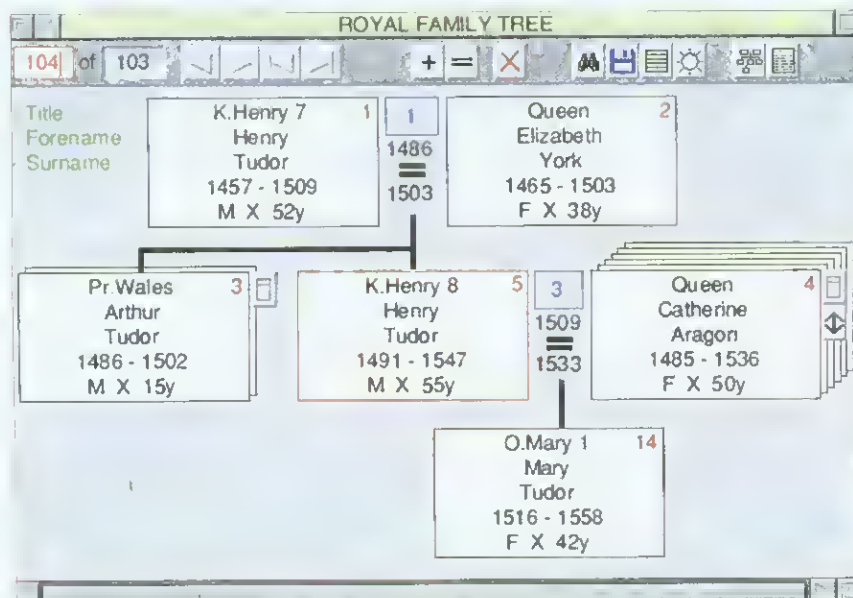
*Ancestry* was published by Minerva, as was *Ancestry II* which was written by a different author. This latest offering was written partly by Graham Crow but was taken on by Dave Holden of APDL after Graham's untimely death. The subtle name change from 'Ancestry' to 'Ancestor' came as a result of Minerva's claim to sole rights on the name when applied to RISC OS software.

## Ancestor+

Installing the program is a doddle – just copy it onto a hard disc and you're away. It will even run from the floppy disc on lower-spec machines.

It's very easy to start using *Ancestor+* without referring to the manual. This is a bonus in any software package. Although a few of *Ancestor's* huttons are a little cryptic to begin with, interactive help is supported in most windows. This could do with some more work though because not all areas of the program are yet covered.

Entering data on members of your family is relatively easy. In operation, *Ancestor+*, is very much like a customised database. The plus icon on the toolbar opens up the 'Add Person' window into which data



Ancestor+'s main window, nice.



about the person is entered in the appropriate fields. Data is entered in a fairly routine fashion, all the usual fields like name, surname, date of birth and so on, are included along with a few useful extras.

Provision is made for including details of the locations of births and deaths along with a field to allow a record to be made of any bynames which a person may have been known by during their time.

Some useful date prefixes are supported throughout *Ancestor+*. Once a date is entered, an option exists to prefix it with one of five date codes.

These can be used where a date is not precise in order to indicate that an estimate has been used. Dates may be entered in almost any numerical form and the program will calculate ages accordingly, either by using the death date if there is one or the computer's calendar for those still alive.

Relationships between people are entered in a similarly straightforward manner. Families are created by entering details of a marriage between two people then children may be added either by record number or by dragging their icon from the main window into the family window. This drag and drop functionality is a nice feature and is also supported in other areas of the application. Some clever date checking goes



The latest addition to the Cook and Ball family trees

on when entering families. The program watches out for errors and alerts the user when one is detected. For example, when entering data it is easy to accidentally select the wrong person as a child of the marriage, in which case the program will point this out by monitoring the mother's age at the birth and also whether the 'child' already has parents defined. This error checking can be quite useful when constructing large trees. Were it not present, your grandmother could end up as your daughter and future generations would forever wonder why you didn't patent that time-machine. *Ancestor's*

### Finding a Family

So, you have a family tree editing tool, now you need a family tree. The first stage in researching your family tree should be to make a written record of the birthdates, deathdates and other useful data on your immediate family. Once that's done, enter it into the computer and look for where gaps exist.

It's more than likely that it will be relatively easy to take the tree back three or so generations but once you get to your grandparent's parents, things become a little more tricky.

So once you reach this stage, it's best to find the oldest person in your family and retrieve whatever information you can on their parents, grandparents and perhaps even brothers and sisters. If your family tree is going to go on a Website or even just retained for future generations, it's vital that you make it interesting to read. Research and make a record of any details of the lives of those individuals who have gone before you. You never know, your questioning might even reveal

some of your family's deepest darkest secrets. While researching for this article, I discovered that a member of my family had been involved in a major tabloid scandal in the 1970s.

I won't give you all the details because some things are best kept within families but it was amusing to be let in on this skeleton in the closet so to speak. It's also a fact that the owner of this journal is descended from sheep-rustlers and Romanies - which explains a lot.

Once you've gleaned all the information you can from living relatives, things get a little gritty. Now, it's time to refer to public records offices and other archives. These are only of use if you know the place and date of birth of a person.

They can be used to confirm dates, marriages and all sorts of other particulars which are stored in the public archives. Talk to your local registry office or library for more information on accessing the

archives. Another potentially excellent resource, if your family has one, is the family bible. Many families have kept a record of births, deaths and marriages in the family bible.

As with many other fields, the WWW is a very useful tool when researching family trees. However, it must be used properly else you'll end up with a load of irrelevant and possibly mis-leading information.

A good starting place for UK genealogy research is the Public Records Office WWW site at <http://www.pro.gov.uk/>. The site contains many useful links and details on how to access such things as military personnel archives and UK public records.

If you (or an ancestor) have a distinctive name you may find a Website detailing that names genealogy as researched by others, for example there is (to mention that man again) a [www.turnbull.net](http://www.turnbull.net) which gives quite a lot of information and source material.

marriage window includes a handy field into which the exact nature of the relationship may be entered. If, for example, your Uncle Bob has a lovechild by a Miss Melinda Cheap, a second relationship can be added involving Uncle Bob into which a suitable code is added to reflect this.

*Ancestor+* doesn't dictate what codes are used for this purpose, any letter may be used and it's left to individual users to set their own conventions for use within trees. Re-marriages to the same partner are also catered for along with same-sex relationships.

My main criticism of *Ancestor+* stems from the method it employs to display family trees. Rather than using the traditional tree formation, it opts for a more compact approach whereby only three generations are displayed at any one time and children are displayed as a stack of record cards which must be viewed individually rather than in a line below their parents all at once. It could be argued that this approach simplifies things but from my experience, programs which display the whole tree in a larger window are far easier to work with.

I'm told that this option is being worked on and in the meantime, it is possible to display the tree as a sort of text file with the branches fully expanded. The tree can be edited from this window but it looks a little ugly and there's no nice tool bar as is seen in the main window. One very useful feature found in *Ancestor+* is the resource directory where text files, pictures and any other digital resources you might happen to have on an individual or family may be stored.

Once constructed, the data within the resources directory structure is easily accessed via buttons on the toolbars of both the family and person editing windows. The manual does a good job of explaining how to create and then link a resources directory to an *Ancestor+* file. The process is trivial but perhaps that's more reason for it to be

automated – a conventional 'save as' box could be used to set up the path automatically.

*Ancestor+* is able to export the contents of a tree in various ways. Data can be saved as a text file which displays the whole tree in a sideways orientation including names, dates and all the usual information. This is a nice feature but as I mentioned before, a complete tree in a more presentable style would be nice. The

database may also be saved as a CSV file or in HTML form.

The HTML form is quite novel in that each person's details are listed with their data fields followed by hyperlinks to their spouse, parents and children where appropriate. With some editing, such a document could be a nice addition to a personal Web page.

The other major family tree program for RISC OS is the PD application *Family*, this hasn't been updated for a few years now but is a competent application that is used quite extensively. *Ancestor+* will import *Family* files quite happily and can export standard GEDCOM format files which *Family* and applications on other platforms will read.

The ability to import GEDCOM files is being updated continually and as people find ones that won't load APDL make the necessary changes to make it work. For example initially *Ancestor+* would discard any notations attached to particular people in GEDCOM files, now it's possible to put this information into user-defined fields in *Ancestor+*.

One thing *Ancestor+* won't do is print. This is a potentially serious problem since you can't get a hard copy in the traditional 'tree' layout. All is not lost, however, because by exporting your information in GEDCOM you can load it into *Family* and get your tree from there. APDL say that the printing situation is being addressed but users have said that other things are more important first.

Some useful example files are included with *Ancestor+*, one of which is very comprehensive tree charting the British Royal family from the 15th century to the present day.

Overall, *Ancestor+* is a very stable application which does the job it's designed to do. Bear in mind that, as with any good application, development is still ongoing and updates are free of charge. If you're interested in researching your family's roots, it's well worth the £59 price tag. With cheaper upgrades also available from *Ancestry* and *Ancestry II*, there's no excuse for not upgrading today. **END**

## Product details

Product:	<i>Ancestor+</i>
Price:	£59 (upgrade from <i>Ancestry</i> : £39, <i>Ancestry II</i> : £49 ... yes, it does cost more to upgrade from <i>Ancestry II</i> )
Supplier:	APDL, 39 Knighton Park Road, Sydenham, London, SE26 5RN
Tel:	0181 778 2659
Fax:	0181 488 0487
E-mail:	info@apdl.co.uk
Web:	http://www.apdl.co.uk/

Make a note of it, I'll be expecting lots of birthday cards now!

# Liquid Silicon



32 bit MIDI Sequencer  
 Drag & drop  
 maps (e.g.  
 and velocity)  
 available by  
 with the mouse  
 can be linked to  
 changes made to  
 system Exclusive  
 ing playback  
 any MIDI  
 including  
 and serial  
 Up to 16 MIDI channels  
 and track limit  
 Proc disc available  
 able - £129.00

## Recent/New Releases

- Abuse - £23.00
- Descent CDs - £28.00
- Heroes of Might and Magic 2 - £32.00
- Heretic & Hexen CD - £32.00
- OHP CD (Spacetech) - £28.95
- Photodesk 3 - £279.95
- Sunburst - £12.50
- Syndicate Plus CD - £26.50



Discs (example 10x white discs - £4.00, 50x black discs - £15.10,  
 5x HD red/blue/green/white discs - £2.40)  
 Batteries (e.g. 4x AA Xtra alkaline - £2.10, 1x 9V alkaline - £1.84)  
 Audio & Video Tapes - £Various

FREEPOST EH2725  
 Kirkcaldy, Fife, KY2 5BR  
 United Kingdom


Tel: 01592 592265 Fax: 01592 596102

email: Liquid@cablenet.co.uk  
 http://www.cybervillage.co.uk/acorn/liquid/

Computers & Music Hardware • Upgrades • Cables etc •

We supply a range of CCD and laser bar code scanners and include with these our iBarReader driver software which allows bar codes to control most desktop software.

Further information is available. Complete systems from £137.63



Our bar coding software produces Draw files of the following formats: EAN 8, EAN 13, UPC A, ISBN, ISSN, Code 39 (Normal and Full ASCII), Telepen and Binary.

Further information is available. iBarCoder - £89.99

### Computer Systems

These prices do not include monitors, unless specified.  
 Risc PC 840Mb 2Gb HD - £273.00  
 Risc PC 32x2Mb 8Gb, DVD CD - £1089.00  
 Web Wizard - 32x2Mb 8Gb HD, DVD CD drive, speakers, Resultz, Emulator Pro, 56K modem, ANT Internet Suite with Java - £1200.00  
 A7000+ Odyssey CD - 18Mb, 4Gb, 40x - £265.00  
 A7000+ Odyssey Primary/Secondary - 16Mb, 4Gb HD, 40x CD-R software - £713.00  
 A7000+ Odyssey Surf - 24Mb, 4Gb, DVD CD, 56K modem, ANT Suite - £331.00  
 "Sprinter" PC system - 10baseT, 16Mb, 14" monitor, keyboard & mouse - £484.00  
 MicroDigital Mico - From £584.00  
 RiscStation R7500 - From £375.00

### Monitors

(Either bought with computer or separately):  
 Iiyama 300 (15") - £170.00  
 Iiyama 403 (17") - £205.00  
 Iiyama Pro 419 (17") - £319.00  
 Iiyama 450 (19") - £467.00  
 Iiyama Pro 450 (19") - £463.00  
 Iiyama 502 (21") - £749.00  
 Iiyama Pro 519 (22") - £772.00  
 Iiyama Pro-Lite 36a 14.1" LCD - £367.00  
 Iiyama Pro-Lite 38a 15" LCD - £391.00  
 Iiyama Pro-Lite 38b 15" LCD - £345.00  
 Iiyama Pro-Lite 39a 16" LCD - £1699.00  
 Iiyama Pro-Lite 46a 18" LCD - £2409.00  
 Touchscreen monitors coming soon - please ask for further details

### PC cards

- 5x6-100 with PC Pro 3 - £285.00
- PC Pro 2 - £28.95
- PC Pro 3 - £70.50
- PC Sound Pro 2 - £39.95
- Win95FS - £39.95
- Windows 98 CD - £100.00

### Pision Series 5mx

- 16Mb, with PC connection kit - £429.95
- Parallel link - £34.95

### Memory Upgrades

- Please call to check current prices. Other upgrades are available.
- A3000 1-4 Mb - £54.00
  - A3019 1-4 Mb - £66.00
  - A3020/A4000 2-4 Mb - £49.00
  - A5000 2-4 Mb - £55.00
  - A300, 400, 5000 4-8 Mb - £126.00
  - Risc PC/A7000 FPM SIMM: Call for EDO SIMM prices
  - 18Mb - £38.50
  - 32Mb (not original RPCs) - £44.95
  - 32Mb (high clearance) - £73.00
  - 64Mb - £93.25
  - 128Mb - £163.80
  - 1Mb VRAM - £45.00
  - 1-2Mb VRAM swap - £55.00
  - 2Mb VRAM - £92.00

### Music & Sound Section

- Please call for other musical items
- MIDI interfaces:  
 DMI 00 dual MIDI card (2x2) - £119.95  
 DMI 50XG - £259.95  
 XG upgrade for DMI 00 - £151.95  
 16-bit sampler for DMI 00 - £97.95  
 MIDI Max II internal 1x1x1 - £92.75  
 Parallel Port 1x1x1 - £89.20  
 Synth 8 or Basic Synth - £46.95  
 Synth Plus - £36.85  
 Music & Sound Prog. Guide - £16.99
- Other hardware:  
 Fatar SL 780 - £450.00  
 Fatar SL 880 - £500.00  
 Fatar SL 1100 - £500.00  
 Fatar SL 2001 - £1050.00  
 Iiyam H8 sound sampler - £119.00  
 Digital-upgraded Iiyam sampler - £177.00  
 MIDI upgrade for Iiyam sampler - £Call  
 Sound Byte Recorder - £57.50  
 Yamaha YST-M8 speakers - £45.00  
 YST-M20 DSP speakers - £88.75  
 YST-M528 speakers & subw. - £79.95

- YST-M100 speakers - £117.00
- YST-MSW8 subwoofer - £86.00
- YST-MSW19 subwoofer - £71.29
- Yamaha MU10 sound module - £169.00
- Other software:  
 MediaPack - £25.95  
 MIDI Support - £18.99  
 ProSound - £115.95  
 Rhepeody 4 - £94.95  
 Junior Sibelius - £49.00  
 Sibelius 5 - £99.95  
 Sibelius 7 Student - £115.95  
 Sibelius 7 - £225.00
- Sibelius for Windows is also available
- Optical Manuscript - £259.00
- Sound module serial driver - £37.95
- StudioSound - £116.95

### Other Hardware

- Dual fast serial card - £90.00
- Ethernet card (Combi NIC slot) - £116.30
- Hard drives & kits - £Call
- RPC second slice (no PSU) - £90.00
- RISC OS 4 (fitting available) - £120.00
- StrongARM upgrade - £275.00

### Other Software

- Ankh - £23.00
- ANT Internet Suite 2 - £112.00
- Brutal Horse Power - £26.00
- DataPower 2 - £165.00
- Doom+ CDs - £30.00
- EmuWriter Pro - £129.00
- Empire Soccer 94 - £22.00
- Exodus - £21.00
- Frak - £14.95
- Impression Style - £39.00
- Impression Publisher - £135.00
- Inferno - £9.50
- IXRC - £14.99
- Quation Pro - £142.50
- Personal Accounts 3 - £43.00
- Photodesk Light - £125.00
- Prophet 3 - £100.00
- Schema 2 - £114.00
- Sleuth 3 - £119.80
- Textanno - £54.00
- TopModel 2 - £145.00

### Books & Manuals

- RISC OS 3 PRM - £104.00
- The Tekkie CD - £45.00

### Catalogue

Our free catalogue contains over 2000 items. Please ask for a copy.

We will attempt to match or beat any advertised price - even special offers.

All prices INCLUDE VAT & UK carriage  
 Official orders and callers welcome. Finance available.



Supporting users in South West England and South Wales

## Saturday 19 February 2000

supported by Bristol Acorn Risc User Group

Webbington Hotel, Loxton, Nr Axbridge, North Somerset

### Contact:

John Stonier, 54 Runnymede Road, Yeovil, Somerset BA21 5SU  
 acornshow@argonet.co.uk http://www.argonet.co.uk/acornshow/

Naturally following the areas covered in the Numeracy Hour framework for Years 3 and 4, this is an adventure set in an old factory, and is reminiscent of New Media's earlier CD-ROM fantasy. Here, all the numbers have been stolen from a town, and it is down to you to restore them, and so get the toasters and microwaves working properly again.

Classes can run the activities in adventure format or, taking the teacher route, concentrate on specific areas covered in earlier sessions. Taking the latter option, children go directly to the machine they want to repair, by simply clicking on it. Each machine mended is noted in the record-keeping section which teachers can access at any time.

Your ally in this venture is a robot called UNIT, who guides you through the old factory where you repair the machines; this involves correcting those machines which

and place value activities with such machines as the Fraction Contraption and Order Recorder. Moving to the first floor, your quest reveals machines dealing with relationships between numbers and computation, in particular the Adder Upper, where you learn and practise adding two-digit numbers.

Puzzles are all available at three levels, so at Level 1 you're adding two-digit numbers without exchange, while at Level 2 exchange is introduced, and at Level 3 you're adding two-digit numbers with exchange into 100's.

On the first floor, manoeuvring is a matter of entering the correct coordinates for each doorway. If you discover a room containing a broken machine, you must mend it before moving on to the Attic. There are 21 machines in total, but you can wander around the factory even if you don't manage to fix them all. However, you only use the

at Level 1, subtraction with two digits at Level 2, and sums such as  $23 \times 7$  at Level 3.

You can tell a lot from a program by how it deals with incorrect responses. Here there are three levels of response. On the first mistake UNIT points out that the children have made a mistake but have the opportunity of trying again. Second time around, the help button is suggested: clicking here reveals extra support by explaining the concepts involved in what they are attempting. If they enter a third incorrect answer (depending on the activity) children will be presented with a new, simpler puzzle.

As well as the software and detailed manual there are a set of 18 Number Works Worksheets as well as a full-colour board game sheet for use away from the computer. These masters are mostly based on the machines: for instance, one of them is a blank representation of the Multiple Machine. You can give one to each child and call out numbers for children to write on to their machine in the correct place according to whether they are a multiple of that number or not.

This is an excellent package, whether you opt to use the adventure or activity route. The introduction is a little long but there is a skip button for the impatient. If children are unsure of coordinates and negative numbers then it is best to avoid the adventure's navigation options as there is not enough advice and information within the program for those unfamiliar with such concepts.

The entire curriculum isn't covered here, especially insofar as we're looking at number rather than shape and space, but the activities are varied, interesting and relevant to everyday experience.

This is particularly true of the very popular Drinks Machine, where children total coins and practise decimal notation. A welcome addition to any Numeracy Hour.

**END**

# The number works

*Pam Turnbull puts the number cruncher to the test*


68

have forgotten how to divide in half or multiply by ten. On the first level, you must guide UNIT to the broken machines across a square-patterned floor, using a remote control to input numbers: positive for forward, negative for backward; other inputs turn him to left or right. The ground floor concentrates on number system

navigation controls within the adventure context.

Access to the Attic is also to be found on the first floor; here, you'll find a host of numerical problems to solve. Navigation here is slightly different too, with UNIT having to move around cardboard boxes shelved to look remarkably like a grid.

Children move around by entering two-figure coordinates to reveal machines such as the Broken Calculator and Estimator Guestimator. Estimation is an essential but difficult concept for many children and here the approach is to teach children how to approximate an answer, then check if it is within the correct range. This is taught using additions with two digits



## Product details

Product: The Number Works  
 Ages: 7-9 year olds  
 Price: £49.95  
 Supplier: Sherston Software, Angel House, Malnesbury, Wiltshire SN16 0LH  
 Tel: (+44/0) 1666 843224  
 Fax: (+44/0) 1666 843216  
 Web: www.sherston.com  
 E-mail: sales@sherston.co.uk

# The living

*Pam Turnbull  
looks at a joint  
resource for pupils  
and teachers*

# world

**T**he first in a new series from Sherston, this provides the key vocabulary required by Key Stage 2 pupils. The emphasis here is on *The Living World*.

In essence this is a simple but specific encyclopedia. From the main menu you can choose three routes into the information: the a b c index, word search or picture index. The alphabetical index is very straightforward allowing you to scroll through the alphabetical listing or jump to the first entry for each letter by clicking on the relevant letter of the alphabet – all presented in a large and clear font.

Along the top of the screen are simple icons allowing you to revert to the main menu, ask advice on using the CD-ROM or find explanations on what each icon actually means, all presented in simple and very child-friendly language and layout. Other icons are self-explanatory but everything is detailed here if you need to check.


Having found your entry in the index, you can click on the ear icon to make sure of its pronunciation, and double-click or press OK to open the entry. This will be accompanied by three icons, one to hear the text,

another to see the links to other entries and a third to access a diagram or photograph. Having clicked on a link, you can use the back arrows to find your way home. You can also print out the information or export the entry to another application.

The second route to information is to search for a specific word or words. Type in the words and click *and* or *or* and the *find* button. A list of matching entries will then appear. Highlight one and click the blue sound icon to hear it or click the OK button to go to the entry. A very simple search mechanism but all that is required here – just make sure you get your spelling right.

Then there is the Picture Index which looks like and works in a very similar way to the A-Z listing. Choose your word to get a screen of thumbnail pictures. Make your choice to get a full-screen image and caption icon. Click on this to read/hear a description of the picture.

This is a very simple but effective reference which children can access totally on their own within ICT or Science lessons. The major areas covered in the QCA Science document are




covered and though not comprehensive the diagrams and explanations are clear and well thought out.

At times the language is a little high for the majority of Year 3s, and it would have been nice if teachers could have had the option of setting the level of language and detail. As an extension, research and discussion tool, however, it definitely earns its place in the classroom. The cross-referencing works too, sending children off in pursuit of concepts such as metamorphosis or photosynthesis. Not only a useful resource, but one designed with classrooms in mind.

**END**

## Product details

Product: Science Keywords –  
The Living World  
Ages: 7-11 years  
Price: £29.95  
Supplier: Sherston Software, Angel  
House, Malmesbury, Wiltshire  
SN16 0LH  
Tel: (+44/0) 1666 843224  
Fax: (+44/0) 1666 843216  
Web: www.sherston.com  
E-mail: sales@sherston.co.uk



# ADVERTISERS' INDEX

A1 .....	80
Acorn Show .....	67
Akalat.....	80
APDL .....	18
Cartridge Care .....	71
Castle Technology .....	OBC, 71
CJE .....	12, 38, 70
CTA .....	4, 5, 71
Davyn .....	70
Desktop Projects .....	72
Eesox .....	61
Genesys .....	72
Icon Technology .....	14
iSV .....	IFC
ITS.....	72
Liquid Silicon .....	67, 71
Microdigital .....	27
Pineapple Software.....	61, 70
Printmaker .....	72
ProAction Software .....	72
R-Comp.....	34
RGSC .....	59
RISCOS Ltd .....	28
RiscStation .....	39-46, 72
Serious Statistical Software .....	72
Spacotech .....	IBC
STD .....	59
The Data Store .....	9, 71
Uniqueway .....	71
Wardlaw Surveys.....	71
Werewolf Software.....	59

## Contacting us

Editor:	<a href="mailto:editor@acornuser.com">editor@acornuser.com</a>
Enquiries:	<a href="mailto:enquiries@acornuser.com">enquiries@acornuser.com</a>
Advertising enquiries:	<a href="mailto:advertising@acornuser.com">advertising@acornuser.com</a>
Web master:	<a href="mailto:webmaster@acornuser.com">webmaster@acornuser.com</a>
Subscriptions:	<a href="mailto:subscrip@acornuser.com">subscrip@acornuser.com</a>
Free Ads:	<a href="mailto:freeads@acornuser.com">freeads@acornuser.com</a>
Letters:	<a href="mailto:letters@acornuser.com">letters@acornuser.com</a>
News:	<a href="mailto:news@acornuser.com">news@acornuser.com</a>
Comms page:	<a href="mailto:comms@acornuser.com">comms@acornuser.com</a>
Graphics page:	<a href="mailto:graphics@acornuser.com">graphics@acornuser.com</a>
PD page:	<a href="mailto:pdpage@acornuser.com">pdpage@acornuser.com</a>
Business page:	<a href="mailto:bizniz@acornuser.com">bizniz@acornuser.com</a>
PC page:	<a href="mailto:pcpage@acornuser.com">pcpage@acornuser.com</a>
Music page:	<a href="mailto:music@acornuser.com">music@acornuser.com</a>
Games page:	<a href="mailto:games@acornuser.com">games@acornuser.com</a>
Education page:	<a href="mailto:educ@acornuser.com">educ@acornuser.com</a>
Rambles:	<a href="mailto:rambles@acornuser.com">rambles@acornuser.com</a>

To advertise in  
**ACORNUSER**  
fax  
**Dave Bradforth on**  
**01625 859808**

### SUSSEX

- Hardware
- Software
- Installation
- Repairs



78 Brighton Road  
Worthing  
West Sussex  
BN11 2EN

Tel: 01903 523 222  
Fax: 01903 523 679

Open 6 days a week      sales@cje.co.uk  
With demonstrations available      <http://www.cje.co.uk/>

### LONDON & ESSEX



## Pineapple Software



Pineapple have been in the Acorn marketplace for over eleven years and have been running the Virus Protection Scheme for over seven years. We specialise in building RiscPCs to your specification and we also supply scanners, printers, harddrives or anything else you may need for your Acorn system. We also undertake repairs and upgrades to Acorn computers.



Open 0900 - 1730 Mon - Fri  
Suite 1, South Park Business Centre  
310 Green Lane, Ilford, Essex IG3 9JS  
Phone 0181 599 1476 Fax 0181 598 2343

email: sales@pineapple.demon.co.uk  
<http://www.pineapple.demon.co.uk>



### WEST YORKSHIRE

THE CHOICE OF EXPERIENCE

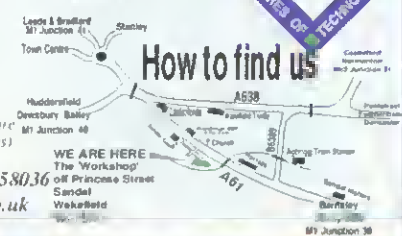


**Davyn Computer Services**  
Printers, Ribbons, Ink Cartridges, Refills  
Expert Advice & After Sales Service  
Mail Order Master Card, Visa, Switch  
Ring for Prices  
Service & Repair to all Equipment  
Full Range of Acorn Hardware & Software  
(We operate the Acorn Finance Schemes)  
Full Range of Educational Software  
Tel. 01924 254800 Fax. 01924 258036  
e-mail sales@davyn.demon.co.uk

For the best service in Yorkshire (we think)

CALL US! for A7000, RiscPC & Pocket Book II  
Visit our Showroom

Open 9.30 to 5.30  
Mon, Tues, Weds, Sat.  
9.30 to 7.30  
Thurs & Fri.



## PRINT SUPPLIES



# The UK's No 1 "INKJET" Supplier

**BIGGEST RANGE • BEST PRICES • IMMEDIATE DESPATCH**

Huge range of products for HP, Canon, Epson, IBM, Lexmark, Olivetti, etc, etc.

- Original cartridges
- Compatibles
- Refill solutions
- Special papers

For your **FREE** Printer Consumables Guide call **0800 552 410** or **07000 "INKJET"**



**Our Prices will knock you sideways**

See us on the net... <http://www.cartridgecare.co.uk>

## CARDIFF

# UNIQUeway



SOUTH WALES' ONLY DEDICATED ACORN DEALER AND ACORN CENTRE OF TECHNOLOGY

Technical Support - Repairs - Hire - Internet Connections

Low cost finance available on all systems.



30 Clarendon Road, Corywood, Cardiff, CF3 7JD

Tel 01222-464020 Fax 01222-440071

<http://www.uniqueway.co.uk>

## SCOTLAND

# Liquid Silicon

• Computers & Music Hardware • Upgrades • Software • Cables etc. •



RISC OS 4 (DIY) £120.00  
Fitting (ROMs only) £10.00  
reformatting and software transfer From £25.00

Carriage on machines is extra. Please call for details of any extra charges on high-spec machines.

**FREEPOST EH2725**  
Kirkcaldy, Fife, KY2 5BR  
United Kingdom

Tel: 01592 502265 Fax: 01592 506102

email: [Liquid@cablenet.co.uk](mailto:Liquid@cablenet.co.uk)

<http://www.cybervillage.co.uk/acorn/liquid/>

## SUFFOLK



CASTLE TECHNOLOGY



**Full range of Acorn Computers**  
**Comprehensive back-up service**

**Call 01728 621222 or**  
**fax us on 01728 621179**

One trading estate Woodbridge Road Framlingham Suffolk IP13 9LL

e-mail: [sales@castle-technology.co.uk](mailto:sales@castle-technology.co.uk)

Web: <http://www.castle-technology.co.uk>

## HIGHLANDS

# Wardlaw Surveys

Authorised Acorn Dealer,  
for all your needs from  
supply, service, repair  
& full after sales.

**Tel/Fax: 01463 831214**

## NORTH WEST



168 Elliott St.  
Tyldesley  
Gr. Manchester  
M29 8DS

Acorn Dealer and RiscOS Centre of Excellence

Acorn Spares and Repairs

All Acorn Machines available on 0% finance

Installation, Networking

Repairs on a no-fix

no-fee basis.

See Main Advert on

Pages 4 & 5

Tel. 01942 797777

Fax 01942 797711

## LONDON



FOR SIXTEEN YEARS, PUTTING THE  
EMPHASIS ON THE VERY BEST SERVICE...

# THE DATA STORE

Visit our well-equipped showroom just 30 minutes from  
Central London. For more information, look for our  
full-page advertisement elsewhere in this issue.


6 CHATTERTON ROAD BROMLEY KENT BR2 9QN

Tel (020-8)460 8991 • Fax (020-8)313 0400

Web <http://www.datstore.demon.co.uk/> • Email [info@datstore.demon.co.uk](mailto:info@datstore.demon.co.uk)

## WILTSHIRE

# ITS consultancies



Acorn

Educational Consultancy Training and Support  
Acorn Computer Supply and Installation  
Software Upgrades and Repairs

Tel - 01225 764863

Fax - 01225 761437

email itscon@argonet.co.uk

## SOFTWARE

# Serious Statistical Software

We have moved

We still supply the only real statistical  
packages for RISC OS machines

If you use Statistics then you need us.  
Ask for a complete loan copy of 1st (or 1stJr or 1stL)

Serious Statistical Software

19 Station Rd, Blackwell Bromsgrove B60 1QB

Tel: 0121 445 6887 E-mail: SSS@argonet.co.uk

## BUREAU SERVICES

# P·R·I·N·T·M·A·K·E·R

[www.printmaker.co.uk/](http://www.printmaker.co.uk/)



ACORN FRIENDLY SCREEN PRINTERS  
LARGE FORMAT INKJET PRINTING  
AND VINYL GRAPHICS BUREAU

Contact Chris Meyer 13 Widdon Terrace Reading Berkshire RG1 4DX

[sales@printmaker.co.uk](mailto:sales@printmaker.co.uk)

# 0118 956 7947

## SOFTWARE

# REPTON

The lizard that never dies™ is back  
in the ultimate collection of Repton  
games for RISC OS computers.  
Featuring Repton 1, 2, 3 & 4 for  
just £15 + £3 p&p!

ProAction Software

Interactive  
**Recomp**

## NORTH WEST


The 1997  
**ACORN USER AWARDS**  
**'BEST DEALER'**

For all your Acorn needs

Visit our Showroom

10am - 6pm

Monday - Saturday



**Desktop Projects Ltd**  
Unit 2A, Heapriding Business Pk  
Ford Street  
STOCKPORT  
Cheshire. SK3 0BT

Authorised Acorn Dealer & Centre of Technology

# Desktop Projects Ltd

Tel: 0161-474 0778 Email: [info@desktopp.demen.co.uk](mailto:info@desktopp.demen.co.uk)

## SOFTWARE

# ProAction



# Frak

One month only, AU subscribers  
can buy Frak for £12 inclusive

email: [offers@acornuser.com](mailto:offers@acornuser.com)

## ESSEX

# GeneSys

41 Riviera Drive,  
Southend-on-Sea, Essex SS1 2QT

Tel: 01702 462385 Fax: 01702 469224

Mobile: 0850 553356

E-Mail: [sales@genesys.org.uk](mailto:sales@genesys.org.uk)

## NORTH WEST

# Tel: +44 (0) 1942 797777

# RISCStation

For Based Technologies

For details of the next generation  
in RISC OS computing, call now,  
or visit your local dealer



# Try it for free

If you have been tempted by AngliaCampus but didn't want to commit your budget why not take advantage of their offer of a free two-month trial? AngliaCampus is spearheading a campaign to promote use of the Internet by parents, children and teachers as an educational resource for the home as well as the school.

The report responsible for this initiative surveyed nearly 4,000 children from more than 40 schools throughout the UK, resulting in the following: 79% of children claim that the Internet helps them with their school homework; 42% of schools have computers in their libraries; 40% have them in every classroom, but only ten computers, on average, linked to the Internet.

Interestingly a third of children questioned said that if they had to be away from school because of illness, they would like to receive help with their schoolwork via the Internet.

Rob Lawson, from NOP, who researched the findings, comments: "Our findings suggest some significant shifts in patterns of use of the Internet among British children.

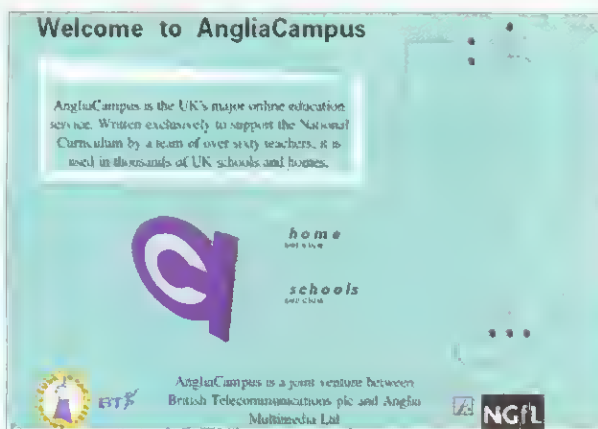
If they have access from home they prefer using it from there - they're on for longer, they get control of the mouse and, of course, they don't have the teacher looking over their shoulder. The findings also indicate that usage is going to

end up pretty close to one hundred per cent in the next couple of years."

As an incentive for using the Internet at home, AngliaCampus for Homes is now available at <http://www.angliacampus.com>. The service is content-led, based on the requirements of the National Curriculum for England and Wales, and divides into the Key Stages of learning from primary to secondary school, mirroring the AngliaCampus school service.

The new home service also provides additional information, including: advice and support for parents; details of the curriculum for all age groups; a personal guide to finding information on the Internet; how to be a school governor, and how to join the PTA.

It also has a 'learning exchange' section with links to thousands of approved educational Websites which children can browse for extra resources.



## Letts go

Granada Learning's parent company, the Granada Media Group, has acquired Letts Educational. This is the latest step in the development of its rapidly growing educational and on-line businesses. As a sign of Granada Media's commitment to become a leading player in the fast-growing educational market, G-Wizz, their new Internet entertainment service, has announced that it will feature an on-line educational service when it launches later this year.

Granada is also currently in negotia-

tions with the DfEE to trial a new interactive educational television service called Result with a proposed national roll-out in 2000.

### Diary date

Bett 2000 - The Educational  
Technology Show  
12-15 January 2000  
Grand Hall, Olympia, London  
Admission: Free  
Contact: 01203 426458  
Web: [www.education-net.co.uk](http://www.education-net.co.uk)

### In brief

#### Rhyme and reason

Sherston Software (01666 843 200) are about the release Volume B of the Oxford Reading Tree Rhyme and Analogy Activity Software.

This second volume will feature 18 interactive phonics activities based on the Rhyme & Analogy strand of the Oxford Reading Tree Scheme. Carefully graded to support children's knowledge of rhyme, letters and sounds while helping them to develop listening, reading and writing skills, the software, priced at £40, has been developed in collaboration with Professor Usha Goswami, editor of the Rhyme and Analogy series.

All the activities in this volume are based on the photocopy masters by Dr. Clare Kirtley and include lively animated feedback to reinforce correct answers and gently correct mistakes. The software is fully adjustable through the teacher control menu and includes a record keeping facility to track pupils' progress.

#### ICT courses

Meanwhile, The Advisory Unit: Computers in Education (01707 266 714) are offering in-service Primary School Courses to help teachers undertake a supportive role in policy, planning and the application of ICT to the curriculum, with such courses as *Supporting the Numeracy Hour with ICT* aiming to demonstrate how ICT can be used to introduce mathematical topics into the Numeracy Hour.

Secondary School Courses are mainly subject-based; this is for teachers who want to update their knowledge of current ICT practice and requirements in their own field. With an emphasis on practical sessions, these courses aim to perfect skills and to increase the understanding of how ICT applies to a given subject.

### Contacting AU

Pam Turnbull:  
[educ@acornuser.com](mailto:educ@acornuser.com)

# The Relaxatron

Mike Cook turns in and tunes on

**M**y projects have been at the hi-tech end of things the past few months so I thought I would redress the balance with one suitable for the most basic of beginners to the world of interfacing. I got the idea visiting last summer's music festival at Leeds. Several stalls had what they claimed were 'brain machines' but were in fact no more than this month's project: The Relaxatron.

To give it the advertising spiel: The Relaxatron cuts out the stresses and strains of everyday life by providing sensory protection for disturbing stimuli. Removing stress and allowing the user to experience the ultimate in relaxation therapy. Or to use more technical language, slowly flashing LEDs in blacked out goggles.

The idea is that all you see are lights changing in a slow random fashion. Coupled with earphones playing your favourite ambient or classical CD track or even slowly whooshing white noise heard through padded headphones.

The electronic side of the hardware is simplicity itself and is shown in Figure 1. It consists simply

of a resistor and an LED on each bit of the printer port. By using low power 3mm LEDs there is enough power from the printer port buffers to light the LED without any further buffering or power supply. Different colours of LED require different values of limiting resistor to give the same brightness, that's because the efficiency is dependent on colour.

Therefore different resistor values are indicated for different LEDs, you might like to change this to suit the types you have, in any case in this application you don't want them too bright, so you might even double the values shown.

It does no harm making these values bigger. You can have any mixture of colours you like but I would recommend using two of each – red, green and blue – in a diffused package. The presentation side is a little more time consuming to make but is not too tricky.

Start off with a pair of plastic safety goggles, the type that fits close to the face rather than the spectacle type. Next spray the inside of these with black paint so that no light shows through. When dry, line the inside of the goggles with aluminium

foil, the shiny side out. Don't worry if there are a few wrinkles in it, in fact a few wrinkles make it a bit better.

Drill four 3mm holes dotted about in front of each eye, and push the LEDs through so that they just protrude into the goggles. Distribute the colours evenly for each eye. Now take some epoxy resin and fix the LEDs with a little glue on the outside and, when set, paint round them so no light gets in. Cut the leads from LEDs off close to the body and wire up using thin wire to a piece of 9-way ribbon cable attached to one side of the goggles.

Mount the resistors directly onto the appropriate pins of the 25-way plug and attach the ribbon cable to the other end of the resistors. In Figure 1 the parts mounted on the goggles are shown enclosed in a dotted box. Make sure the ribbon cable is long enough to reach round the back of the computer and still allow you some degree of movement while wearing them.

If you wanted to make a really good job you could cut some printed circuit board to fit inside the goggles and use surface mounted LEDs, but that is a bit adventurous. Just a word of warning here, before you try the goggles on make sure the paint is really dry. I failed to notice that it was still slightly wet and when I removed them I had a line of black paint round my face – I got some odd looks.

You can test the wiring with my port monitor application, for those of you who missed it last time it's on the Acorn User Website. It powers up with the printer port in input mode so you first have to click the logic one in bit five of the control register to get it to be an output, then as you click each bit on the output port you should see the LED light up

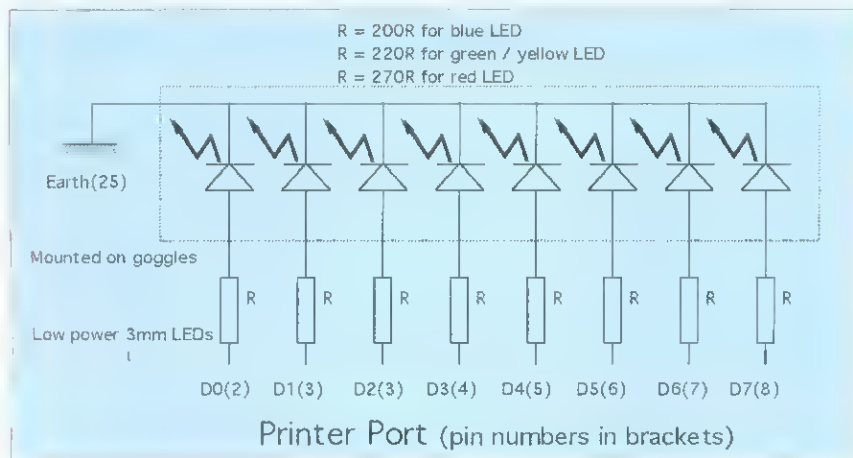


Figure 1: The electrical circuit

when there is a logic one in the appropriate bit. If not, check your wiring and make sure that you have wired the LEDs the right way round. When they are new and have long leads the earth should be wired to the shorter of the two.

Now on to the software, it is perfectly possible to write some simple software to just turn the LEDs on and off in a random order. All you have to do is to generate a random number with a maximum of 255 and send it to the printer port. You also need a delay loop to stop you doing this too often otherwise it will look like they are all on at once. Such a simple program is on the cover disc called *Flash1*. It uses the system timer to change the flashing rate.

You don't need a bidirectional printer port to use this but if you don't have one you should load the module *mono\_d* from the disc first. This is because the operating system doesn't recognise the port driver commands on a machine with an old printer port, my module rectifies this.

*Flash2* shows how we can define a sequence, the state of each light is stored in an array called *Look%* and then at each time-change the next pattern is output.

Notice how we don't have to specify how many steps we use in the sequence, the routine stops putting in data patterns when it finds a number bigger than is represented by all bits being set. This is 256 or  $&100$ , it's better to use hex as you can see more clearly the relationship between the bit pattern and the number.

However, we can be a little more adventurous than that and actually control the brightness of each LED in turn using no extra hardware. The secret of this lies in using a variable mark-space ratio signal to turn the LEDs on and off. The basic idea is shown in Figure II.

If we feed the LED with a signal that spends half its time high and the other half low you might expect to see the light flash. However, if this signal changes fast enough the persistence of vision of the eye will make it appear to be on all the time but only at half the brightness. If we have a low mark-space ratio, that is the signal spends most of its time low and only a short time high, the LED will appear dim. Conversely we get a bright LED the

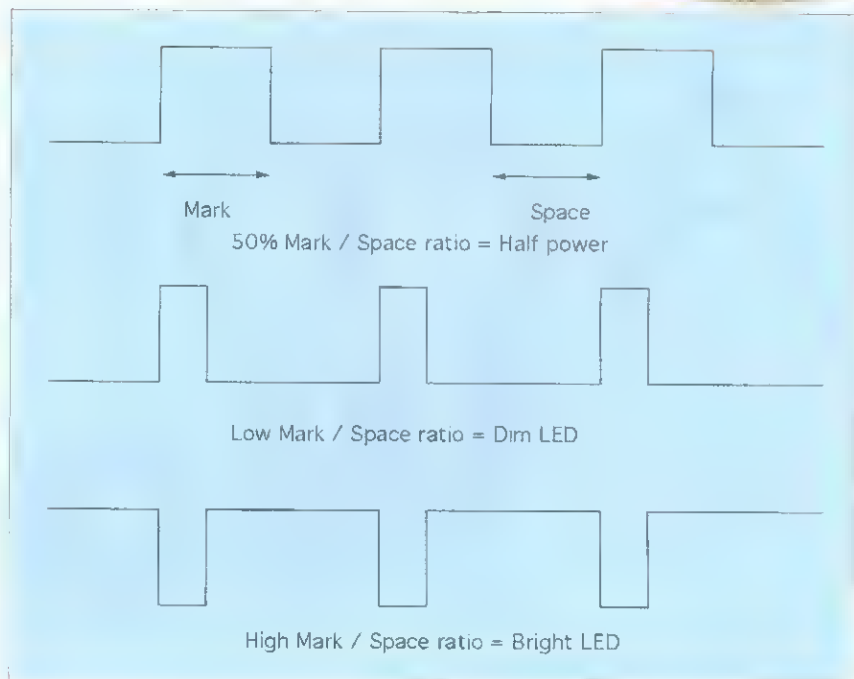


Figure II: Altering the brightness with the mark/space ratio

more time the signal spends high.

So what we need to do is to write a routine that will count how long an LED is on then turn it off and count how long it is off. To do this you need two constants and two variables, one constant is used to hold the maximum number of counts the LED is on for, the other to hold the off counts. Then the variables are used to hold the current count for that state.

Suppose the light is to be on for a count of 10 and off for a count of 10, when the routine is first entered the light will be turned on and the on-time constant will be transferred to the on-time variable. Next time the routine is called the on-time variable will be decremented and the light will still be on.

Subsequent calls decrement the variable until it reaches zero, the light will then be turned off and the off time constant transferred to the off time variable. This is decremented on each call to the routine until it reaches zero and then the light is turned on again.

On a Risc PC with a StrongARM processor BASIC is just about fast enough for this without you being able to see flicker, but as each of the eight LEDs will need looking after like this we have to resort to machine code.

The storage locations for the variables and constants are in the area of memory before the code in a block of four for each LED: On

constant, Off constant, On count, Off count. Now the rest of the program is a loop that keeps on calling this routine and occasionally times out to change the brightness.

When this is running if you wave the lights backwards and forwards quickly you will see the LEDs not as smears of light but dashes of light. The length of these dashes depend on how fast you wave the lights about and how fast they are flashing. This program is called *Flash3*.

I did think of making this a multi-tasking program but the point is that you are supposed to be relaxed when this is happening, so the final program *Relax* blanks out the screen and plays random white noise at you. Alright, I admit that this bit of the software really needs improving as the noise sounds a bit like gunshots - not too relaxing.

What you really need is some pink noise, that is white noise with the spectrum peaking at the lower end. If you put noise through a band pass filter and vary its frequency you get a howling wind effect or a waves breaking on the shore, depending on how you move the filter.

## Warning

As a final point, some epileptics can have fits triggered by flashing lights and although the frequencies involved here are much higher than the trigger thresholds, if you do fit into this category you are probably best avoiding this project.

END

# Rambles through Acorn

Mike Cook  
gets noticed

# Wood

**F**inally I have an Acorn machine on my desk at work, although now with two machines there's not much room for anything else. When Pace acquired Element 14, I was sent up to Saltair to help evaluate RISC OS, but as RISCOS Ltd have an exclusive licence to develop the operating system for desktop computers don't expect to see any from Pace. I think their interest lies mainly in the operating system for embedded processor systems and they may even port it for use with another processor.

Anyway that's by the by because its arrival on my desk has prompted quite a bit of comment from various quarters. Mainly along the line of "I didn't know they made modern computers" and "Oh, you're *that* Mike Cook". Anyway everyone has been quite impressed at the time it took me to knock together an infra-red transmitter that worked with a new encoding system we are looking to use.

Then the software was quickly modified to produce a zapper for our current OnDigital boxes, this played back a sequence of control key presses so we could do long term testing on them. So the computer is earning its keep. I did have a bit of trouble with it at first, the screen would go completely blank after about three minutes of operation. This was cured by removing the ethernet card from the machine as it wasn't connected to anything. Sadly however I don't think I have converted anyone else into using them. Let's start with some

feedback from A. R. Triggs concerning Simon Lee's CD drive empty problem, he writes:

**Q** "Being well known among colleagues and family as a person who can get any software to malfunction in normal use, I often get the error message 'drive empty' when trying to access a CD. As with many other peculiarities, this usually occurs after using the PC card. My normal fix is to click Menu over the CD icon, then select 'Dismount', (this seems to toggle between on and off).

"I first encountered this when I had the original motherboard and 610 processor. It has continued with a later board, and 200, then 233 StrongARM processors. The system then works normally. It only seems to reoccur on the odd occasion, but does tie up with PC card usage."

**A** Thanks for that, it is a useful work around even though it doesn't completely fix the problem. Are you shutting the PC environment down properly I wonder?

The next bit of feedback comes from Richard Grant who remembers a reply I made to a letter asking about a project using a laser pointer, he writes:

**Q** "In connection with the question and answer in your Rambles column of the July issue of *Acorn User*, I can provide small very high-quality front-silvered mirrors suitable for incorporating into laser lights. The glasses are about 22mm across,

about a millimetre in thickness and only a couple of grams or so in weight. A coil of 40swg or similar wire should be hand-wound and glued to the back of the mirror with Araldite or similar.

"Ensure that the lead-in and lead-out wires are 180 degrees apart and suspend two such mirrors, one vertically and one horizontally near a strong bar magnet or better still, in the field of a large horseshoe magnet. Shine your laser onto the mirrors so the beam bounces off both mirrors. Feed the coils with a suitable AC voltage and hey presto, a laser light display.

"I am no physicist but would imagine that a suitable program could weave all sorts of interesting shapes. This I leave to you. I have a small supply of these mirrors which I can supply in pairs for £12 per pair, all inclusive. I can order further supplies but my suppliers will supply only in quantities of 125 or above. In the meantime, it's first come, first served until current stocks are exhausted. Contact me at richard.grant@dial.pipex.com"

**A** Thanks Richard that certainly sounds interesting but I suspect that the mechanical part might be tricky to do. Now I have left Manchester Met university I don't have access to a workshop so I am a bit reluctant to take on this project. Also the mirrors will need mounting with some material with a bit of a twist restoring force. A thin steel wire might be fine but how would the

magnetic field affect this? Maybe it needs to be of some other material. As you say I can foresee the electronic side of things presenting no problem, just two latching D/A converters on the printer port connected to a driver amplifier. The software could then just step through a look-up table and shunt values to the D/As at regular intervals. If anyone could come up with a suitable mechanical design I am sure we could sort out a joint article.

Neil Rodger who signs himself G4RQN says:

**Q** "I have an A3000 running RISC OS 3.10. My problem is that I want to build an adaptor to fit a normal 'podule' to the Mini Expansion Card's socket. The podule socket on the rear is needed for a hard drive. "The normal podule

that I want to fit is a simple one (it isn't one that shows up when I type \*podules and it's sole purpose in life is to do something called Slow Scan TV). Can you help with the adaptor connections/circuit please?"

**A** I know about slow scan TV, there was an article about it in the October '98 *Acorn User* and besides I am G8HBR and designed a lot of slow scan stuff back in the mid 70's. Anyway I did look at making an A3000 internal module fit a normal podule slot for a MIDI interface card you can get it on the net from: <http://www.doc.mmu.ac.uk/Physics/Acorn/articles/RTR1995/RTR9>

In the article I think I referred to the socket numbers on the internal module, in the table below I have changed them to match the socket numbers in the A3000 manual (those on the board). Pin 1 is at the righthand end when viewed from the front of the computer. Also note that the A3000 does not have any -5V or +12V supply and if your podule needs this then you are stuck. As the internal expansion is only a subset of the main podule signals there might be signals that you need on the podule but haven't got on this list.

Electrically it's simple enough to wire them up, but you might have a bit of a problem with the physical layout. Also remember that some of these lines carry high speed signals so you run the danger of introducing interference and distortion if they are not kept as short as possible. Best of luck with the project - I think you will need it.

Chris Grant wants to upgrade his hard drive capacity:

**Q** "I wonder if you might be able to help me out here. It's my harddisc. It's currently residing in a old and friendly A5000 which I use almost daily, but I'm now finding that its 40Mb just isn't cutting the mustard any more. It's getting to the stage where I've got so many floppy discs that I have to shovel my way to the keyboard.

"I understand that I can easily buy a 3.5in IDE harddisc with oodles of storage space, but I am a little confused over the interface situation. Most of the drives have two price columns, one with and one without the interface, with an appropriate price difference, yet I'm still not sure I actually need it. "My guess is that

if I simply replace my old harddisc with a new one I don't need a new interface, but if I wanted it as a second drive then I would?"

"I hope I'm not insulting your intelligence by asking such a trivial question, but I'm on a very limited budget here and I don't want to make a mistake. I can't wait to get rid of my floppies."

**A** Well the first computer, I had with a harddisc had a staggering capacity of 5Mb, mind you that was when a floppy held 100K. As Marvin from 'The Hitchhikers Guide to the Galaxy' said "I don't know how anyone can live in anything so small".

Yes, if you just want to replace the drive go ahead and get a replacement, although if you get a drive bigger than 2Gb you are best partitioning it into smaller drives so you will need to pay for some partition software. For an extra harddisc you will need an interface podule card as well. However remember that whatever size drive you choose it will probably be too small one day.

Finally Christopher Rayson has a problem with PC files to which I haven't got a solution, can any one help him?

**Q** "Having carefully set up DOSMAP commands on my Acorn, I find that when loading DOS-format floppies files saved on PCs they still come up 'untyped'. Specifically, they tend to have type &x00. Occasionally - generally if I saved a whole directory of, say, /JPG files - one or two will have the correct file type (&C85), while the others appear &200, &500, &E00, and so on. Is this:

- supposed to happen, (is the DOSMAP set up wrong?);
- a known bug in ADFS;
- a problem with my machine (an A7000, RISC OS 3.60)

"I have an application, CDFix, which stops a similar problem in CDFS. Is there anything I can do?"

**A** Answers on a postcard please to the usual editorial address, or the e-mail address shown below.

**END**

## Interface wiring table

AKA12	Name	Euro Card
-------	------	-----------

### SK11 pin

3	/PRE	15c
4	PR/W	13c
5	LA[4]	13a
6	LA[5]	12a
7	LA[6]	11a
8	LA[7]	10a
10	LA[8]	9a
11	LA[9]	8a
12	LA[10]	7a
13	LA[11]	6a
14	LA[12]	5a
15	LA[13]	6a
16	/PIRQ	16c

### SK3 pin

2	/PWE	14c
3	/Ps1	22c
4	CLK2	27c
5	LA[2]	15a
6	LA[3]	14a
7	BD[0]	31a
8	BD[1]	30a
9	BD[2]	29a
10	BD[3]	28a
11	BD[4]	27a
12	BD[5]	26a
13	BD[6]	25a
14	BD[7]	24a
15	/RST	12c

Power connections:-0 volts :- SK11 pins 1, 9 & 17, SK3 pin 16, Euro Card pins 1a, 1c, 3c, 4c, 26c 5 volts :- SK11 pin 2, SK3 pins 1, 17, Euro Card pins 30c & 32a

## Contacting AU

Mike Cook:  
rambles@acornuser.com

# Subscribe to

The world's number 1 RISC OS magazine

# ACORN USER

You already know what a great magazine *Acorn User* is – it's the only place you can get accurate, rumour-free, detailed RISC OS news, in-depth hardware and software reviews, and without doubt the best cover discs available.

Take out a subscription today and you guarantee never to miss an issue of the biggest and best RISC OS magazine in the world – at a lower price than you can get in the shops.

## Subscribe now!

78

## back ISSUES

*Missed out on one of our previous issues? Take this opportunity to bring your collection up to date. But hurry – stocks are limited.*

## Call our Subscription Hotline


Tel: 0870 606 0424

Fax: 01625 859808

e-mail: [subscrip@acornuser.com](mailto:subscrip@acornuser.com)


Please quote code 'A9912' when  
subscribing by phone or e-mail

*To receive the Christmas Acorn User (issue 215) all subscriptions must be in by Tuesday 16th November. Subscriptions received after this date will start with the January Acorn User (issue 216).*




**Issue 213**  
Nov 1999

- TopModel review part 1
- Anthem
- Irlam i16
- Messenger Pro
- DrawWorks SE on disc




**Issue 212**  
October 1999

- Detailed TechWriter review
- Flat screen monitors
- Viruses feature
- TechWriter demo on disc



**Issue 209**  
July 1999

- New Photodesk series
- Y2K compliance for your PC card
- New programming series
- Caves game on disc



**Issue 208**  
June 1999

- Film Trailer CDII
- RISCOS Ltd interview
- APDL games CD's
- DigSigGen review

To avoid  
reply part 2

The best-selling RISC OS magazine in the world

# ACORN USER

## Digital Cameras

Say goodbye to  
film forever

- Us
- Keyboard Pro
- Composition
- Working on RISC OS
- Photodesk plug-ins

If you would like a copy of the current issue you can order it directly from us:  
 Current issue prices  
 UK £4.80 Europe £5.30  
 World £6.90




### Issue 211 Sept 1999

- First look at RISC OS 4
- DataSafe review
- Home Networks Part II
- Eurofighter
- Typhoon reviewed



### Issue 210 August 1999

- Netpilot Internet server reviewed
- AAUG update
- RiscStation report
- Home Networking Series



### Issue 207 May 1999

- !ProCAD+
- Heretic & Hexen
- Acorn Confidence Part II
- Fishy Disk



### Issue 206 April 1999

- !OHP uncovered
- Acorn Confidence Part I
- !Sleuth 3 Review
- Java and !Impact-3 continued

Please send me the following subscription/back issues:

Please subscribe me for:

4-issue subscription			
	<i>New</i>	<i>Renewal</i>	
UK	<input type="checkbox"/> AUN99124	<input type="checkbox"/> AUR99124	£15.99
EU	<input type="checkbox"/> AEN99124	<input type="checkbox"/> AER99124	£17.99
World	<input type="checkbox"/> AWN99124	<input type="checkbox"/> AWR99124	£20.99
8-issue subscription			
	<i>New</i>	<i>Renewal</i>	
UK	<input type="checkbox"/> AUN99128	<input type="checkbox"/> AUR99128	£29.99
EU	<input type="checkbox"/> AEN99128	<input type="checkbox"/> AER99128	£34.99
World	<input type="checkbox"/> AWN99128	<input type="checkbox"/> AWR99128	£40.99
Annual subscription (13 issues)			
	<i>New</i>	<i>Renewal</i>	
UK	<input type="checkbox"/> AUN9912Y	<input type="checkbox"/> AUR9912Y	£45.99
EU	<input type="checkbox"/> AEN9912Y	<input type="checkbox"/> AER9912Y	£51.99
World	<input type="checkbox"/> AWN9912Y	<input type="checkbox"/> AWR9912Y	£63.99

Please send me the following back issues:

	UK	Europe	World
<input type="checkbox"/> Issue 213, Nov 1999	£4.20	£4.70	£6.30
<input type="checkbox"/> Issue 212, Oct 1999	£4.20	£4.70	£6.30
<input type="checkbox"/> Issue 211, Sept 1999	£4.20	£4.70	£6.30
<input type="checkbox"/> Issue 210, Aug 1999	£4.20	£4.70	£6.30
<input type="checkbox"/> Issue 209, July 1999	£4.20	£4.70	£6.30
<input type="checkbox"/> Issue 208, June 1999	£4.20	£4.70	£6.30
<input type="checkbox"/> Issue 207, May 1999	£3.95	£4.45	£6.00
<input type="checkbox"/> Issue 206, April 1999	£3.95	£4.45	£6.00

Any 2 back issues: UK £7.40 Europe £8.05 World £11.15  
 Any 3 back issues: UK £9.60 Europe £10.55 World £15.20

I wish to pay by:

Cheque/postal order (payable to Tau Press Ltd)

Credit Card (Visa/Mastercard)

Credit Card No:

Expiry Date:  Prices include postage & packing

Name on card: .....

Signature: .....

All credit card transactions will be under the name Powertrack International

Name.....

Address .....

.....Country .....

Postcode.....Tel.....

E-mail.....

Send your completed Acorn User subscription/back issues form to:  
**Acorn User, Tau Press, Media House, Adlington Park, Macclesfield, SK10 4NP, England.**

Telephone **0870 606 0424\*** or fax your completed Acorn User subscription/back issues form with credit card details to  
**01625 859808**

\*calls charged at National Rate  
 Have a query? E-mail [subscrip@acornuser.com](mailto:subscrip@acornuser.com)  
 Please note e-mail is not secure, we do not recommend sending your order details as plain text

Please tick here if you do not wish to receive promotional information from other companies



## PC Cards Again Cheaper than ever!



We have in stock Acorn ACA 57 PC Cards with Cyrix/IBM 5x86 processors at 100MHz. With this Card you can run Windows and DOS applications under Windows 3.1, 95 or 98. You can use PC CD ROMs and, with an Ethernet Card and our Network Links software, a Risc PC can act like any other PC on a PC network. The PC Pro software now supports VESA2 and DirectX standards.

**NEW LOWER Prices** include VAT & P&P:

ACA57 PC Card with no software	£225
ACA57 Card with PCPro3 Software for new user	£285
ACA57 Card+PCPro3 if you return PCPro2 disc	£260

The following prices apply if ordered at the same time:

Windows 95 on CD ROM	£75
PCSound Professional (sound support by RCI)	£35
IBM PC DOS v7 (not required for Windows)	£10
Network Links Software for <b>one user</b>	£20

Our Web page on Benchmarks shows the tiny effect of a larger cache or a 133MHz processor; the processor we offer here has a heat sink fitted and does not need a fan. DirectX/VESA support does not generally benefit from more than 128KB cache anyway.

Aleph One Ltd, The Old Courthouse, Bottisham  
Cambridge CB5 9BA Tel: 01223 811679

Fax: 01223 812713 E-mail: sales@aleph1.co.uk

[www.aleph1.co.uk/AcornProd/Software/PCPro3Demo/index.html](http://www.aleph1.co.uk/AcornProd/Software/PCPro3Demo/index.html)

"Many thanks for  
an excellent publication  
which I enjoy reading  
and which gives the  
most help of any of  
the magazines on  
computing which I  
read"

*P Tucker, Jersey*

## Acorn Publisher

Isn't it time you treated yourself to  
the best?

Write, phone or email us now for more  
information or visit our stand at RISC OS '99.  
First issue of volume 6 due out October 1999.

# AKALAT

## Publishing

P.O.Box 231, Barton, Bedford MK45 4HQ.  
Tel. 01582 881614 fax 01582 881614  
Email: [akalat@kbnnet.co.uk](mailto:akalat@kbnnet.co.uk)

## Don't risk missing your copy of

# ACORNUSER

*Hand this form to your local newsagent TODAY  
and he'll make sure you never miss out!*

Please reserve a copy of Acorn User magazine  
every four weeks until further notice.

- I will collect  
 I would like it delivered to my home

Name .....

Address .....

.....

.....

..... Postcode .....

A message to the newsagent: Acorn User should be available  
from your local wholesaler. If not, contact the  
Circulation Manager, Darren Whiteman on 01625 878888.



# Bare minimum

**W**hile perusing the newsgroups the other day (specifically comp.sys.acorn.games) I came across a posting intimating that there is no way the Acorn machines will ever be able to compete with PCs when it comes to games.

At the moment I'd have to agree with that statement, but not with the statements about the Risc PC being *incapable* of performing as a gaming machine.

The post went on to say that modern gamers wouldn't settle for anything less than games such as *Nocturne*. Intrigued I decided to search out the demo and have a look at it. There are times when a University Internet connection is a godsend. One 109Mb download later I'd got a demo of a game some people would class as the 'bare minimum' we should expect of all modern games. After unpacking the demo I checked the *Readme.txt* file which lists the minimum spec of machine required:

- Windows 98, Windows NT 4.0, or Windows 2000
- Pentium 2, Celeron, Pentium 3 or AMD Athlon CPU
- 128Mb System RAM
- Sound Blaster Live! for environmental audio effects
- Matrox G200/G400, ATI Rage 128, S3 Savage 3D, or TnT/TnT2 for 3D acceleration
- 200Mb of free harddisc space
- 200Mb of free virtual memory

I thank forward planning that the five month old machine I work on is a P3x500MHz with 128Mb of System RAM, 13Gb drive, Sound Blaster 128 with a 16Mb TNT video card.

Running the demo allows you to enter the options setup. It seems you need a 32Mb video card to use any resolution above 640x480. Having set everything up the way I'm used to I

started the game and a minute later, still initialising the triangle data, it fell flat on its face. "No room for triangle data at ...".

Quitting all other apps and trying again yielded the same result. I tried rebooting and from a clean machine with much of the graphic detail turned down to minimum – the same error occurred.

Well, if that's the baseline that all future games will need to meet then I, for one, won't be buying any of the newer games releases (leastwise not until I have a 256Mb RAM machine with 4th generation video card sporting 128Mb of VRAM) and it seems a little preposterous to expect the Risc PC to have to compete in such an arena!

*Glyn Royds, by e-mail*

## Charity-boy rides again

The next planned charity fund raising event that I'm organising is to help Steve Turnbull's MENCAP bike ride in China. What is intended will be very nice if it can be pulled off: I am planning on releasing a double CD containing all of the Acorn FTP sites, but I've run into a problem.

Having spoken with Malcolm at Demon (the chap who looked after the Acorn FTP site there), he says that some of the software has conditions on it saying that they are

for Internet use only and not to form any part of a CD. This may put a spanner in the works unless you can help.

If you have released any software to any of the following FTP areas, please contact me as soon as possible (and I mean soon) saying if I can or can't use the software on these charity CDs – this applies equally to those who have this rider on their software and those who don't – also if you know someone who has done this (but maybe won't have read this) please ask them to reply to me. The FTP sites are:

- Argonet
- Demon
- HENSA
- Uni of Stuttgart
- Cybervillage
- Barnet
- Avogadro (Chris Johnson)
- ARM Club

Any of the areas held on the acornusers.org (CBSA, Emulators, SkullSoft and so on).

Should I get the green light, the CDs could be out before Christmas with a recommended minimum donation of £12.50 – just double the price of the Kosovo CD.

Please help.

*Paul F. Johnson*

*E-mail: paulf.johnson@ukonline.co.uk*

## Out of the closet

Now that our leader, Tony, has come out of the closet and admitted that he is a computer illiterate, it is no longer so surprising that one of his first guests at No 10 was Bill Gates. I wonder what they could have talked about. The weather perhaps?

Rather than consult with the author of so many of the problems that now face computer users, the government should have taken advice from companies such as

Acorn and boosted UK industry.

The impact on employment could, however, have been negative as there would be less need for the armies of consultants that make a good living, while they stay sane, installing and fixing Windoze programs. There would also be less need for tutors for the Prime Minister (at least in Information Technology).

*Dave Barnett, by e-mail*



Tomislav Simnett

Being 16 it is not easy to get everything sorted out

82

**A** love of Acorns frequently runs in the blood. This column itself has covered a number of family pairings: the Streater, Finn and Simpson brothers. Now there's a father/son pairing to add to the list. Back in Christmas 1995 Mark Moxon interviewed John Simnett of Simnett Computing and Cumana; I'm now talking to his son Tomislav. I met Tomislav the day before his GCSE results came out, which he was very relaxed about, but then he would be because already Tomislav is the Managing Director of Simnett Computer Services.

"I have just become an Acorn dealer," says Tomislav excitedly. "I just phoned up CTL and said: 'I want to become a dealer' and they said 'fine' – it was as easy as that. My father was desperately trying to tell me not to go through with it because it would not work so I told him 'Yeah, it will'.

"The problem is with the banks and everything. Being 16 it is not easy to get everything sorted out. It is easy enough to open an account up, but everything else is as hard as anything. I cannot borrow until I am 18. I am going to be selling mail order; it should work out. If anyone wants a computer I'm here."

Tomislav's company is not only selling computers, but also computer training and Website design. He uses PCs if people want training on them, as it makes good business sense. But Tomislav is really Acorn born and bred.

"I have been using computers since I was god knows how young. As far as my parents are concerned I was tapping away at keyboards just hitting keys when I was six months old at our old shop. As far as I am concerned I have been using them properly since I was about three. The old BBC,

Spectrum, Atari – you name it, I've used it. My love of Acorns stems from using them so much and not liking what the PC had to offer. I do have a computer-led life."

Tomislav got into Web design through writing his own pages. He gained commercial experience while doing work experience at Atomwide. Since then it has snowballed and Tomislav is getting requests from all sorts of businesses; even his dad may want him to do a page, although Tomislav is keen to stress that his father has nothing to do with his company.

"I don't use *FrontPage*, nothing to do with a PC," Tomislav says emphatically. "I do have a PC but that's for training on, and that is because there are so many people who want it and I can get the income. I also get to show PC

people how wonderful Acorns are and offer them my complete Acorn solution. On the other hand everything I actually do is done on the Acorn. I have a couple networked together in my room.

"I use *StrongED* – it's the best. I tried using *Zap* but I am not too keen; *Edit* is absolutely awful. I also use *Photodesk* version 1 – I cannot afford to buy the latest version yet – *Paint*, *ChangeFSI*, *InterGIF* and other bits and pieces."

Tomislav lives in one of the coolest places I've visited: a house boat on the Thames. He says he could not live in a normal house ever again, and I understand totally. On the wall of his bedroom I notice an unusual decoration, a bike. I find out he is not just content with having his own company.

"One of my big aims at the moment is to be a professional cyclist, but I know it might not turn out. I have problems with my back and I have to sort them out, then I will join a cycle club. The Pro tour this year in May started off by doing 72 laps around Westminster and they did 800 miles in seven days. I cycled to Cornwall to see the eclipse and I did 300 in four days. It hurt but it is meant to. I was crying. I was on my own and I had no slipstream to cycle in. What motivated me was that I got to Black Bush airport and thought 'Yes! I am nearly home,' and so cycled the last part at 25 miles per hour."

As we chat about the pros and cons of a house boat (which is now gently floating, the tide having come in), I reflect that the future of the Acorn market depends in many ways on people like Tomislav, people who refuse to see that it's just plain *silly* to cycle to Cornwall and back just to see the moon pass in front of the sun.

Jill Regan

**2 New Megapixel Cameras:**  
 C920 ZOOM, faster replacement for C900Z  
 C21. 2.1 Megapixel miniature camera  
 C830 now £50 off! C2000 ZOOM now £100 off!

**NEW CD ROM from David Cowell**  
 See Giancarlo demonstrate  
 NEW TopModel stuff at RISCOS99!

**PHOTODESK 3** is the package which defines studio quality image editing and artwork on RISC OS machines. It is easy to use but has many powerful features, including LAYERS and a sophisticated colour management system (CMS) for the full-time graphics professional. **£299.50**


**PHOTODESK2** is still available, retaining the CMS but not layers. **£199.00**

**PHOTODESK LIGHT**, an economic alternative to PHOTODESK3 retains most of its creative features apart from the Colour Management System, Layers and some features essential to the professional user. £134.75 Plug-in Effects Packs are available for all Photodesk packages. Each pack contains 10 special effects. **£19.95**

**Spacetechnology tutorial CD ROMs:**

"An Introduction to Digital Art" featuring bitmap and vector graphics tutorials by the well-known artist, David Cowell. This is a fascinating introduction to studio quality graphics work on CD ROM for £24.95

A NEW CD from David is now available: "Creative Digital Imaging" This contains a resource of images and covers the following topics in greater detail: Digital painting, Painting with Texture, Digital Photography, Photo illustration, Montage, Portraits, Words and Text, Creative masking, Hints and Tips. **£24.95**



**TopModel2 V.2.14** is now available for **£152.75**. Existing users may upgrade for **£29.95** or buy the NEW CD-ROM packed with resources, the new plug-in Top3DFonts! and a free 2.14 upgrade for only **£58.63**. TopModel 2 is the definitive 3D modelling package for RISC OS. Giancarlo from Sincronia will demo TopBones and TopAnimation at the RISCOS99 show.



**OHP** A presentation package on CD-ROM from Spacetechnology  
*Makes your slide shows quick and easy to create!*

- Start building your presentation 5 minutes before the lesson? – No Problem
- Use your existing work in a presentation? – No Problem, just drag 'n drop it in! **Only £29.95**



PhotoLink is an Acorn multi-driver for the most popular makes of digital camera. It is bundled FREE\* with the following cameras:

**C830L 1280x960** resolution, TFT screen, macro, 2x digital Tele Mode. **Now only £349.99**

**C920ZOOM 1280x960**, 3x optical zoom. NEW replacement for C900Z, our price only **£499.99**

**C21 1600x1200** Micro miniature NEW 2 Megapixel baby! Digital Tele mode, TFT, **£699.99**

**C2000 ZOOM 1600x1200** This camera has everything including optical zoom, manual override for auto settings, remote control, 4.5cm TFT screen. Our price now **£100 off!** was £749.99 now **£649.99**

\*PhotoLink is available free with cameras purchased from Spacetechnology or on its own, if you have purchased your camera elsewhere, at **£69.00**

**PhotoReal** is the Acorn driver extension for the Canon BJC4300, BJC4650, BJC7000, BJC 7100 BJC2000, Epson Photo, Photo700 and PhotoEX printers with photo-realistic capability. PhotoReal makes use of the same advanced techniques for producing high-quality four colour separations as Photodesk and comes ready calibrated for the special dye-based inks used for photo-realistic printing. A calibration application is also supplied to allow you to tailor the results to your own specification.

Driver only **£69.00** Inc.VAT. or FREE if purchased with printer!

- Examples:
- Stylus Photo700 was £249.50 NOW **£204.45**
  - Canon BJC2000 **£149.95** BJC4650 A3 **£299.99**
  - BJC7000 **£245.00** BJC7100 **£299.00**
  - Epson PhotoEX A3 was £454.73 NOW **£363.07**
- (all prices include PhotoReal Driver)



# Lightning-fast computing



Acorn  
**RiscPC 233T**

Castle's lightning-fast Acorn RiscPC233T sets the standard for robust, trouble-free computing. The 233MHz processor is further enhanced by the exceptionally efficient and robust RISC OS architecture. This puts the RiscPC233T among the leaders for raw computing power.

- **INTEL StrongARM 233MHz (revision T) processor** - ARM designed
- **Modular expansion** - increase the case size quickly and easily
- **2nd processor slot** - eg use with PC card for Windows applications
- **CE marked** - your evidence of top quality and safety
- **100% Acorn** - the original tried and tested Acorn design further enhanced

### **RiscPC233T**

8MB, 2GB, RiscOS 3.7  
£749 + vat

### **RiscPC 233T CD**

18MB, 4GB, 40xCD,  
RiscOS 4.0  
£879 + vat



### **RiscPC233T WEB WIZARD**

Internet Suite, JAVA, 32MB, 2VMB,  
8GB, DVD-CD, 56K modem,  
17" monitor, RiscOS 4.0  
£1149 + vat

Acorn® & the acorn nut device are trademarks of Element 14 Ltd  
DVD drive is used as a CD reader only

**Order now!**

**Call 01728 723200**

**FreeFAX 0800 783 9638**

Delivery £11 (£12.93 inc. VAT) per system.



**CASTLE**  
Computers for Education  
Business and Home