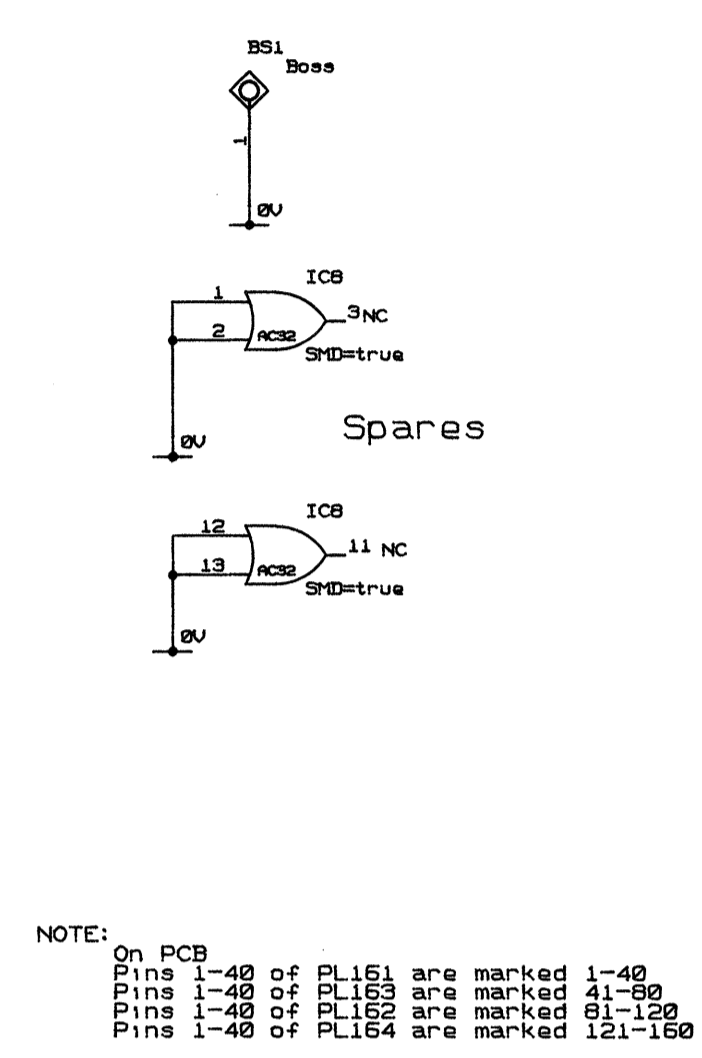
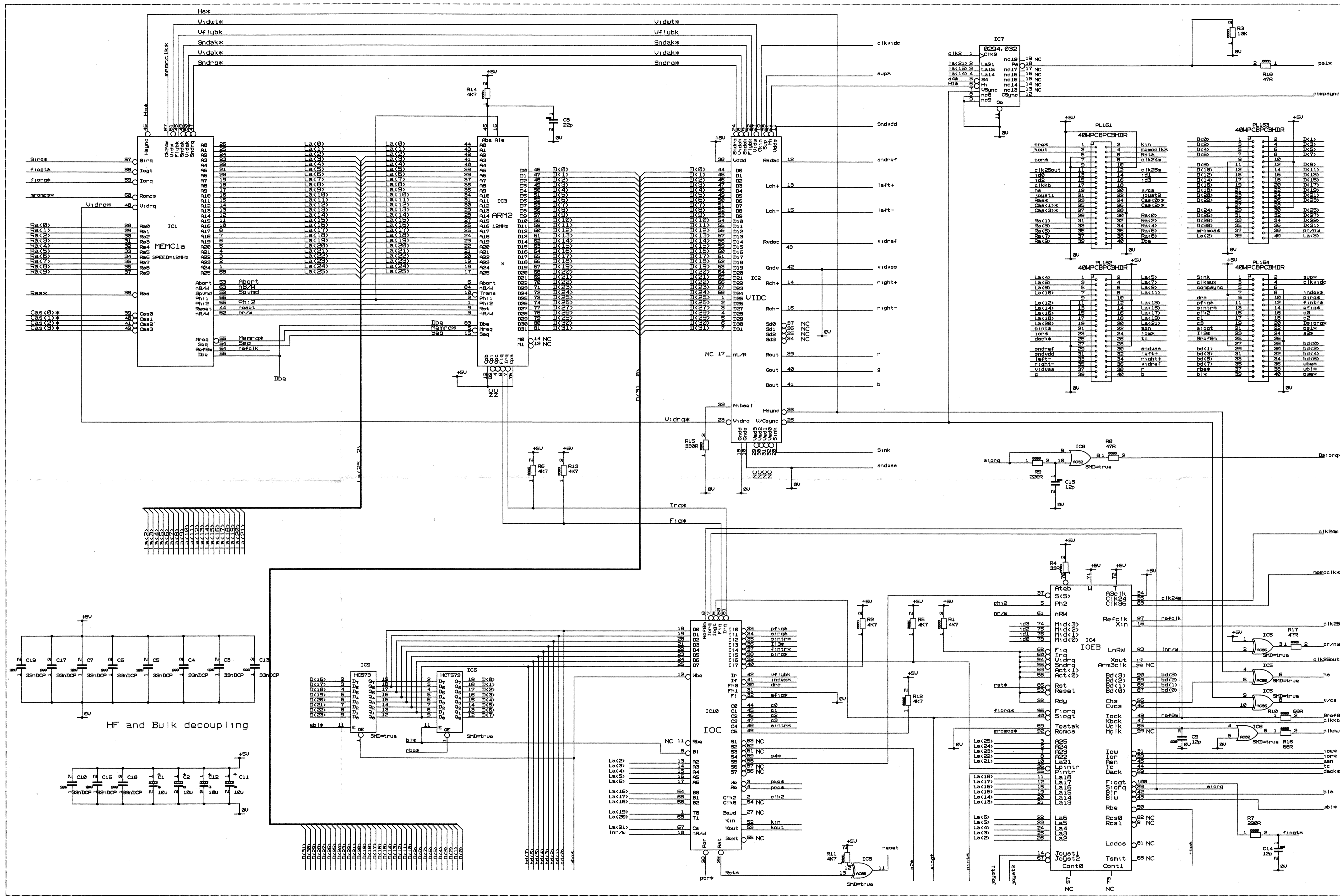


# CPU MODULE




NOTE:  
 On PCB  
 Pins 1-40 of PL161 are marked 1-40  
 Pins 1-40 of PL163 are marked 41-80  
 Pins 1-40 of PL162 are marked 81-120  
 Pins 1-40 of PL164 are marked 121-160

DRAWING  
 TITLE=0194002  
 ABBREV=0194002  
 LAST\_MODIFIED=NOT WRITTEN

1	3/4/92	APR 3007	BS
ISS	DATE	DESC. OF CHANGE	ENG. CHKD.

SCALE	ALL DIMENSIONS IN mm UNLESS OTHERWISE STATED
MATERIAL	
FINISH	
WHOLE NO. TOL.	DECIMAL NO. TOL.
	ANGLE TOL.

Copyright of this drawing is reserved by ACORN COMPUTERS LTD. It is issued on condition that it is not copied, reproduced or disclosed to a third party, either wholly or in part, without the consent in writing of ACORN COMPUTERS LTD.



© COPYRIGHT 199  
 ACORN COMPUTERS LTD  
 FULBOURN ROAD  
 CHERRY HINTON  
 CAMBRIDGE  
 CB1 4JN  
 ACORN COMPUTERS Ltd

TITLE  
 Heron CPU Module  
 A1 DRG. No 0194, 002 /C